
Street Projects



Five Year Capital Improvement Program

| | Page # | Expended as of 2/28/15 | Remaining Budget | Adopted 2015/16 |
|--|-------------------|---------------------------|---------------------|--------------------|
| Streets | | | | |
| ~ Funded Projects ~ | | | | |
| Alley Improvements - Citywide (CDBG) | 1 | 993,406 | 159,204 | 20,000 |
| Bridge Rehabilitation Program - Phase I | 2 | 185,815 | 62,785 | - |
| Highway Improvements - SR-71 Expressway to Freeway Conversion (Caltrans) | 3 | 1,036,314 | 46,515 | - |
| Landscape Improvements - Mission Boulevard/SR-71 | 4 | 33,192 | 416,808 | 125,000 |
| Major Street Rehabilitation - Citywide (FY 12-13) | 5 | 3,956,687 | 431,313 | - |
| Median Closure - SR-71 | 6 | - | 100,000 | - |
| Safety Improvements - At-Grade Crossings | 7 | 4,905 | 286,095 | - |
| Sidewalks - Citywide (FY 13-14) (CDBG) | 8 | 861,883 | 231,497 | - |
| Sidewalks - Elwood Avenue and Glenpark Street | 9 | 549,737 | 100,263 | - |
| Street Improvements - District 3 (CDBG) (FY 14-15 - FY 16-17) | 10 | 787 | 180,436 | - |
| Street Improvements - Mission Boulevard and SR-71 Grade Separation | 11 | 44,698,422 | 180,537 | - |
| Street Rehabilitation - District 1 and 6 | 12 | 52,046 | 843,138 | - |
| Street Rehabilitation - Slurry Seal and Overlay - Var Loc CW (FY 13-14) | 13 | 707 | 879,778 | - |
| | Subtotals: | 52,373,901 | 3,918,369 | 145,000 |
| ~ Partially Funded Projects ~ | | | | |
| ADA Curb Ramps and Sidewalks Compliance Program - Citywide | 14 | - | - | 215,000 |
| ADA Path of Travel - Citywide (CDBG) (FY 14-15 - FY 16-17) | 15 | - | 441,593 | 225,308 |
| Major Street Rehabilitation - Citywide (FY 13-14 - FY 15-16) | 16 | 310,362 | 4,912,138 | 3,273,535 |
| Mission Corridor Improvement | 17 | 170,994 | 1,102,573 | - |
| Street Improvements - Citywide (CDBG) (FY 15-16 - FY 17-18) | 18 | - | - | 430,677 |
| Street Rehabilitation - District 2 and 3 | 19 | - | 238,094 | 480,000 |
| Streetscape - Downtown Area | 20 | 17,850 | 196,900 | - |
| | Subtotals: | 499,206 | 6,891,298 | 4,624,520 |
| ~ Unfunded Projects ~ | | | | |
| Alley Improvements - Citywide | - | - | - | - |
| Alley Improvements - Citywide (CDBG) (FY 14-15 - FY 16-17) | - | - | - | - |
| Bridge Rehabilitation Program - Phase II | - | - | - | - |
| Median Landscaping - Arrow Hwy (W.C.L. to Orange Grove Ave) | - | - | - | - |
| Median Landscaping - Mission Boulevard (SR-71 to Temple Ave) | - | - | - | - |
| Pedestrian Access Ramp Removal and Wall Replacement - Norval Street | - | - | - | - |
| Sidewalks - District 3 (Missing Links) | - | - | - | - |
| Sidewalks - Huntington Street, Phillips Boulevard and Muir Avenue | - | - | - | - |
| Street Improvements - Aliso Street (Garey Ave to Windsor Pl) | - | - | - | - |
| Street Improvements - Artesia Street (Alameda St to Berkeley Ave) | - | - | - | - |
| Street Improvements - Berkeley Avenue (Willow St to Artesia St) | - | - | - | - |
| Street Improvements - Breon Street Intersection (Pavilion Dr) | - | - | - | - |
| Street Improvements - Cypress Street (Mission Blvd to 7th St) (Ph II) | - | - | - | - |
| Street Improvements - Densmore Street | - | - | - | - |
| Street Improvements - Eleanor Avenue (6th St to 7th St) | - | - | - | - |
| Street Improvements - Ellen Place and Notre Dame Avenue | - | - | - | - |
| Street Improvements - Garfield Avenue (Garey Ave to Palomares St) | - | - | - | - |
| Street Improvements - La Mesa Street (7th St to 9th St) | - | 16,110 | - | - |
| Street Improvements - Laurel Avenue (Dudley St to Hamilton Blvd) | - | - | - | - |

Five Year Capital Improvement Program

| Plan 2016/17 | Plan 2017/18 | Plan 2018/19 | Plan Beyond 2019 | Total Project Cost | Impact to Future Operating | Project Number |
|-----------------|-----------------|-----------------|---------------------|-----------------------|----------------------------------|-------------------|
| - | - | - | - | 1,172,610 | Minimal | 64645 |
| - | - | - | - | 248,600 | Minimal | 67910 |
| - | - | - | - | 1,082,829 | Minimal | 72057 |
| - | - | - | - | 575,000 | Minimal | 67906 |
| - | - | - | - | 4,388,000 | Minimal | 68547 |
| - | - | - | - | 100,000 | Minimal | 68552 |
| - | - | - | - | 291,000 | Minimal | 68551 |
| - | - | - | - | 1,093,380 | Minimal | 64709 |
| - | - | - | - | 650,000 | Minimal | 58070 |
| - | - | - | - | 181,223 | Minimal | 64776 |
| - | - | - | - | 44,878,959 | 5,000 | 67716 |
| - | - | - | - | 895,184 | Minimal | 67912 |
| - | - | - | - | 880,485 | Minimal | 81054 |
| - | - | - | - | 56,437,270 | | |
| - | - | - | 7,285,000 | 7,500,000 | Minimal | 81055 |
| 1,333,099 | - | - | - | 2,000,000 | Minimal | 64774 |
| 2,010,000 | 6,225,000 | - | - | 16,731,035 | Minimal | 68548 |
| - | - | - | 7,846,672 | 9,120,239 | Minimal | 72041 |
| 814,777 | 1,153,751 | - | - | 2,399,205 | Minimal | 64807 |
| 860,000 | 21,906 | - | - | 1,600,000 | Minimal | 67914 |
| - | - | - | 985,250 | 1,200,000 | Minimal | 72042 |
| 5,017,876 | 7,400,657 | - | 16,116,922 | 40,550,479 | | |
| - | - | - | 17,700,000 | 17,700,000 | Minimal | Unassigned |
| - | 1,985,000 | - | - | 1,985,000 | Minimal | 64775 |
| 248,600 | - | - | - | 248,600 | Minimal | Unassigned |
| - | - | - | 1,052,156 | 1,052,156 | Minimal | Unassigned |
| - | - | - | 1,888,726 | 1,888,726 | Minimal | Unassigned |
| - | - | - | 94,000 | 94,000 | Minimal | Unassigned |
| - | - | - | 1,500,000 | 1,500,000 | Minimal | Unassigned |
| - | - | - | 150,000 | 150,000 | Minimal | Unassigned |
| - | - | - | 250,000 | 250,000 | Minimal | Unassigned |
| - | - | - | 430,500 | 430,500 | Minimal | Unassigned |
| - | - | - | 392,800 | 392,800 | Minimal | Unassigned |
| - | - | - | 120,000 | 120,000 | Minimal | Unassigned |
| - | - | - | 280,000 | 280,000 | Minimal | Unassigned |
| - | - | - | 220,000 | 220,000 | Minimal | Unassigned |
| - | - | - | 260,000 | 260,000 | Minimal | Unassigned |
| - | - | - | 350,000 | 350,000 | Minimal | Unassigned |
| - | - | - | 580,000 | 580,000 | Minimal | Unassigned |
| - | - | - | 403,890 | 420,000 | Minimal | 81009 |
| - | - | - | 410,800 | 410,800 | Minimal | Unassigned |

Five Year Capital Improvement Program

| | Page # | Expended as of 2/28/15 | Remaining Budget | Adopted 2015/16 |
|--|--------|---------------------------|---------------------|--------------------|
| Street Improvements - Laurel Avenue (Erie St to Dudley St) | - | - | - | - |
| Street Improvements - Linden Street (6th St to 11th St) (Phase II) | - | - | - | - |
| Street Improvements - Main Street (12th St to Grand Ave) | - | - | - | - |
| Street Improvements - Union Avenue (Mt Vernon Ave to Holt Ave) | - | - | - | - |
| Street Improvements - White Avenue Off-Ramp at I-10 | - | - | - | - |
| Street Rehabilitation - Archwood Drive (Prospect Dr to Fremont St) | - | 59,543 | - | - |
| Street Rehabilitation - Fourth Street (Rebecca St to Cypress St) | - | - | - | - |
| Street Rehabilitation - Garey Avenue (Foothill Blvd to Holt Ave) | - | - | - | - |
| Street Rehabilitation - Intersection Upgrades - Var Locations - Citywide | - | - | - | - |
| Street Rehabilitation - Mission Hills Tract | - | - | - | - |
| Street Rehabilitation - Pacific Street, Mercury Circle and Atlantic Street | - | - | - | - |
| Street Rehabilitation - San Bernardino Avenue (Gibbs St to E.C.L.) | - | - | - | - |
| Streetscape - Median Beautification - District 6 (Priority I) | - | - | - | - |
| Streetscape - Median Beautification - District 6 (Priority II) | - | - | - | - |
| Streetscape/Landscape - White Avenue (I-10 to Rancho Valley Dr) | - | - | - | - |
| Subtotals: | | 75,653 | - | - |
| Streets Category Totals: | | 52,948,760 | 10,809,667 | 4,769,520 |

Five Year Capital Improvement Program


| Plan 2016/17 | Plan 2017/18 | Plan 2018/19 | Plan Beyond 2019 | Total Project Cost | Impact to Future Operating | Project Number |
|------------------|------------------|-----------------|---------------------|-----------------------|----------------------------------|-------------------|
| - | - | - | 282,000 | 282,000 | Minimal | Unassigned |
| - | - | - | 855,000 | 855,000 | Minimal | Unassigned |
| - | - | - | 190,000 | 190,000 | Minimal | Unassigned |
| - | - | - | 875,000 | 875,000 | Minimal | Unassigned |
| - | - | - | 3,350,000 | 3,350,000 | Minimal | Unassigned |
| - | - | - | 420,457 | 480,000 | Minimal | 81012 |
| - | - | - | 245,600 | 245,600 | Minimal | Unassigned |
| - | - | - | 4,211,000 | 4,211,000 | Minimal | Unassigned |
| - | - | - | 4,105,650 | 4,105,650 | Minimal | Unassigned |
| - | - | - | 775,000 | 775,000 | Minimal | Unassigned |
| - | - | - | 1,000,000 | 1,000,000 | Minimal | Unassigned |
| - | - | - | 997,500 | 997,500 | Minimal | Unassigned |
| - | - | - | 6,254,000 | 6,254,000 | Minimal | Unassigned |
| - | - | - | 1,150,000 | 1,150,000 | Minimal | Unassigned |
| - | - | - | 5,800,000 | 5,800,000 | Minimal | Unassigned |
| 248,600 | 1,985,000 | - | 56,594,079 | 58,903,332 | | |
| 5,266,476 | 9,385,657 | - | 72,711,001 | 155,891,081 | | |



THIS PAGE INTENTIONALLY LEFT BLANK



Funded Projects



CITY OF POMONA
Capital Improvement Program Project Details

Project Title: **Alley Improvements - Citywide (CDBG)**

Project Description: This project will provide for the construction of alley improvements at CDBG eligible locations citywide. The improvements will include asphalt pavement, concrete "V" gutters, manhole adjustments, alley approaches, directional curb ramps, grading and removals.

Project Number:
 213-2590-XXXXX-64645

Phase 1 - Alleys included in FY 10-11 and FY 11-12 Capital Improvement Program.
 Phase 2 - Alleys: District 4: Design and construction (88, 89) Construction is completed on 138.
 (Description changed FY13-14)

Department / Division
 PW/Engineering

| | | | |
|--|---|--|--|
| Council District: <input type="checkbox"/> -1 <input type="checkbox"/> -2 <input type="checkbox"/> -3 <input type="checkbox"/> -4 <input type="checkbox"/> -5 <input type="checkbox"/> -6 <input checked="" type="checkbox"/> Citywide <input checked="" type="checkbox"/> Council Request | Project Status: <input type="checkbox"/> Pending <input type="checkbox"/> RFP prepared <input type="checkbox"/> In design <input type="checkbox"/> Out to Bid <input type="checkbox"/> Under Construction <input checked="" type="checkbox"/> Construction Completed | Project/Construction Management City PM: Matt Pilarz Design: VA Consulting CM: Civiltec Contractor: Martinez Concrete | Origination Yr: FY10/11 Yr Amended: FY15/16 % Completed: 85% |
|--|---|--|--|

| Estimated Project Cost: | | Project Impact Information: | |
|---------------------------------------|-------------|---|----------------------------|
| <i>Cost by Project Categorization</i> | <i>Cost</i> | <i>Impact on Future Operating Costs</i> | <i>Phase I</i> |
| Land Acquisition / Right of Way | | Increase <input type="checkbox"/> | Annual Amt \$ _____ |
| Design (CM / Engineer / Staff) | 50,000 | Decrease <input type="checkbox"/> | Annual Amt \$ _____ |
| Construction Contract | 1,112,610 | Minimal <input checked="" type="checkbox"/> | Chg'd to fund # <u>208</u> |
| Other - Geotech, Survey, Environ | 10,000 | Design Award Cost | 129,102 |
| Total Project Cost | 1,172,610 | Design Award Date | 3/7/2011 |
| Total Project Funded | 1,172,610 | Awarded Construction Cost | 517,285 |
| Total Project Unfunded | - | Council Award Date | 8/6/2012 |


Funding Allocation

| Funding Source(s) | Expenses as of 02/28/15 | Remaining Budget | Fiscal 2015/16 | Plan 2016/17 | Plan 2017/18 | Plan 2018/19 | Plan Beyond 2019 |
|----------------------|----------------------------|---------------------|-------------------|-----------------|-----------------|-----------------|---------------------|
| CDBG (111-64645) | 86,611 | | | | | | |
| CDBG (112-64645) | 50,000 | | | | | | |
| CDBG (113-64645) | 214,760 | | | | | | |
| CDBG (114-64645) | 280,000 | 159,204 | 20,000 | | | | |
| CDBG (116-64645) | 254,059 | | | | | | |
| CDBG (117-64645) | 87,546 | | | | | | |
| CDBG (213-64645) | 14,230 | | | | | | |
| Private Contribution | 6,200 | | | | | | |
| Total | 993,406 | 159,204 | 20,000 | - | - | - | - |

| | | | | | | | |
|-------------------------------|--|--|--|--|--|--|--|
| Pending | | | | | | | |
| Unfunded Project Costs | | | | | | | |

Before Construction

After Construction



**Alley #2-435
 (off Gordon between 10th & 11th)**

CITY OF POMONA
Capital Improvement Program Project Details

Project Title: **Bridge Rehabilitation Program - Phase I**

Project Description: The proposed work will be done by LA County and will rehabilitate 12 deteriorating bridges within the City of Pomona. The City's share is 15% of total cost to rehabilitate bridges plus \$50,000 for design investigation costs. The remaining 85% will come from Federal and State Agencies. Bridge locations are: Temple Ave/UPRR, Dudley St./San Jose Creek (SJC), Weber St./SJC, Valley Bl./SJC, Temple Ave/SJC, Glen Ave/SJC, Humane Way/Pomona Bl., Grove St./Thompson Creek (TC), First St./Garey Ave, Franklin Ave/SAC, Ridgeway St./SJ and C, Humane Way/UPR.

(Description changed FY15-16)

Project Number:
 128-2590-XXXX-67910

Department / Division
 PW/Engineering

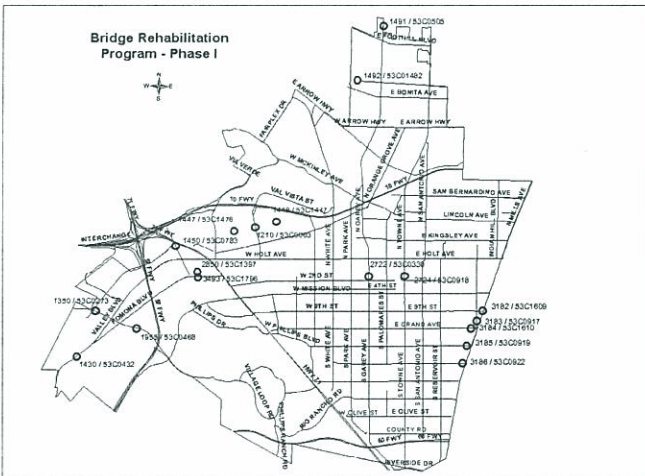
| | | | |
|---|---|---|--|
| Council District: <input type="checkbox"/> -1 <input type="checkbox"/> -2 <input type="checkbox"/> -3 <input type="checkbox"/> -4 <input type="checkbox"/> -5 <input type="checkbox"/> -6 <input checked="" type="checkbox"/> Citywide <input type="checkbox"/> Council Request | Project Status: <input type="checkbox"/> Pending <input type="checkbox"/> RFP prepared <input checked="" type="checkbox"/> In design <input type="checkbox"/> Out to Bid <input type="checkbox"/> Under Construction <input type="checkbox"/> Construction Completed | Project/Construction Management City PM: Matt Pilarz Design: Los Angeles County CM: Los Angeles County Contractor: | Origination Yr: FY12/13 Yr Amended: FY15/16 % Completed: 75% |
|---|---|---|--|

| | | | |
|---------------------------------------|-------------|---|----------------------------|
| Estimated Project Cost: | | Project Impact Information: | |
| <i>Cost by Project Categorization</i> | <i>Cost</i> | <i>Impact on Future Operating Costs</i> | |
| Land Acquisition / Right of Way | | Increase <input type="checkbox"/> | Annual Amt \$ _____ |
| Design (CM / Engineer / Staff) | 44,000 | Decrease <input type="checkbox"/> | Annual Amt \$ _____ |
| Construction Contract | 144,600 | Minimal <input checked="" type="checkbox"/> | Chg'd to fund # <u>208</u> |
| Other - Geotech, Survey, Environ | 60,000 | Design Award Cost | 156,000 |
| Total Project Cost | 248,600 | Design Award Date | 6/10/2013 |
| Total Project Funded | 248,600 | Awarded Construction Cost | _____ |
| Total Project Unfunded | - | Council Award Date | _____ |

| Funding Allocation | | | | | | | |
|--------------------|-------------------------|------------------|----------------|--------------|--------------|--------------|------------------|
| Funding Source(s) | Expenses as of 02/28/15 | Remaining Budget | Fiscal 2015/16 | Plan 2016/17 | Plan 2017/18 | Plan 2018/19 | Plan Beyond 2019 |
| Measure R Fund | | 18,600 | | | | | |
| Prop C Fund | 185,815 | 44,185 | | | | | |
| Total | 185,815 | 62,785 | - | - | - | - | - |

| | | | | | | | |
|-------------------------------|--|--|--|--|--|--|--|
| Pending | | | | | | | |
| Unfunded Project Costs | | | | | | | |

Project Location



Before Construction



CITY OF POMONA
Capital Improvement Program Project Details

Project Title: **Highway Improvements - SR-71 Expressway to Freeway Conversion (Caltrans)**

Project Description: The purpose of this project is to complete the environmental assessment analysis; relieve existing traffic congestion; increase traffic safety; and accommodate future traffic demands resulting from regional growth. This CIP project, as presented herein, will solely provide City's fair share of funding for the preparation of project study report by Caltrans under which Caltrans is the lead agency in this project. It also provides funding for City Staff time required to review and coordinate this effort. Ultimate widening of the SR-71 is from SR-60 to I-10.
 (Description changed FY13-14)

Project Number:
 418-2590-XXXX-72057

Department / Division
 PW/Engineering

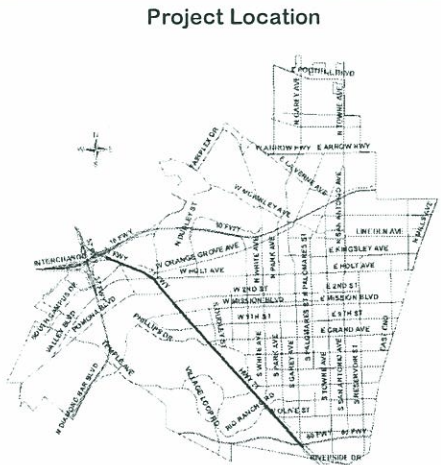
| | | | |
|---|---|--|--|
| Council District: <input type="checkbox"/> -1 <input type="checkbox"/> -2 <input type="checkbox"/> -3 <input type="checkbox"/> -4 <input checked="" type="checkbox"/> -5 <input type="checkbox"/> -6 <input type="checkbox"/> Citywide <input type="checkbox"/> Council Request | Project Status: <input type="checkbox"/> Pending <input type="checkbox"/> RFP prepared <input checked="" type="checkbox"/> In design <input type="checkbox"/> Out to Bid <input type="checkbox"/> Under Construction <input type="checkbox"/> Construction Completed | Project/Construction Management City PM: City Engineer Design: Caltrans CM: Contractor: | Origination Yr: FY08/09 Yr Amended: FY14/15 % Completed: 96% |
|---|---|--|--|

| Estimated Project Cost: | | Project Impact Information: | |
|---------------------------------------|------------------|---|----------------------------|
| <i>Cost by Project Categorization</i> | <i>Cost</i> | <i>Impact on Future Operating Costs</i> | |
| Land Acquisition / Right of Way | | Increase <input type="checkbox"/> | Annual Amt \$ _____ |
| Design (CM / Engineer / Staff) | 1,082,829 | Decrease <input type="checkbox"/> | Annual Amt \$ _____ |
| Construction Contract | | Minimal <input checked="" type="checkbox"/> | Chg'd to fund # <u>208</u> |
| Other - Geotech, Survey, Environ | | Design Award Cost | _____ |
| Total Project Cost | 1,082,829 | Design Award Date | _____ |
| Total Project Funded | 1,082,829 | Awarded Construction Cost | _____ |
| Total Project Unfunded | - | Council Award Date | _____ |

| Funding Allocation | | | | | | | |
|--------------------|-------------------------|------------------|----------------|--------------|--------------|--------------|------------------|
| Funding Source(s) | Expenses as of 02/28/15 | Remaining Budget | Fiscal 2015/16 | Plan 2016/17 | Plan 2017/18 | Plan 2018/19 | Plan Beyond 2019 |
| Series "W" Bonds | 155,264 | | | | | | |
| TCSP Fund | 727,565 | | | | | | |
| Prop C Fund | 153,485 | 46,515 | | | | | |
| Total | 1,036,314 | 46,515 | - | - | - | - | - |

Pending Unfunded Project Costs

| | | | | | | | |
|--|--|--|--|--|--|--|--|
| | | | | | | | |
|--|--|--|--|--|--|--|--|



Highway Improvements - SR-71 Expressway to Freeway Conversion (Caltrans)

CITY OF POMONA
Capital Improvement Program Project Details

Project Title: **Landscape Improvements - Mission Boulevard/SR-71**

Project Description: This project includes hardscape, tree planting and related work (irrigation, hardscape, needed paving, etc.) for the newly constructed Mission Boulevard/SR-71 overcrossing bridge abutments to enhance aesthetics and reduce erosion, and to supplement the Environmental Enhancement Mitigation Program (EEMP) grant.

Project Number:
 208-2594-XXXXX-67906

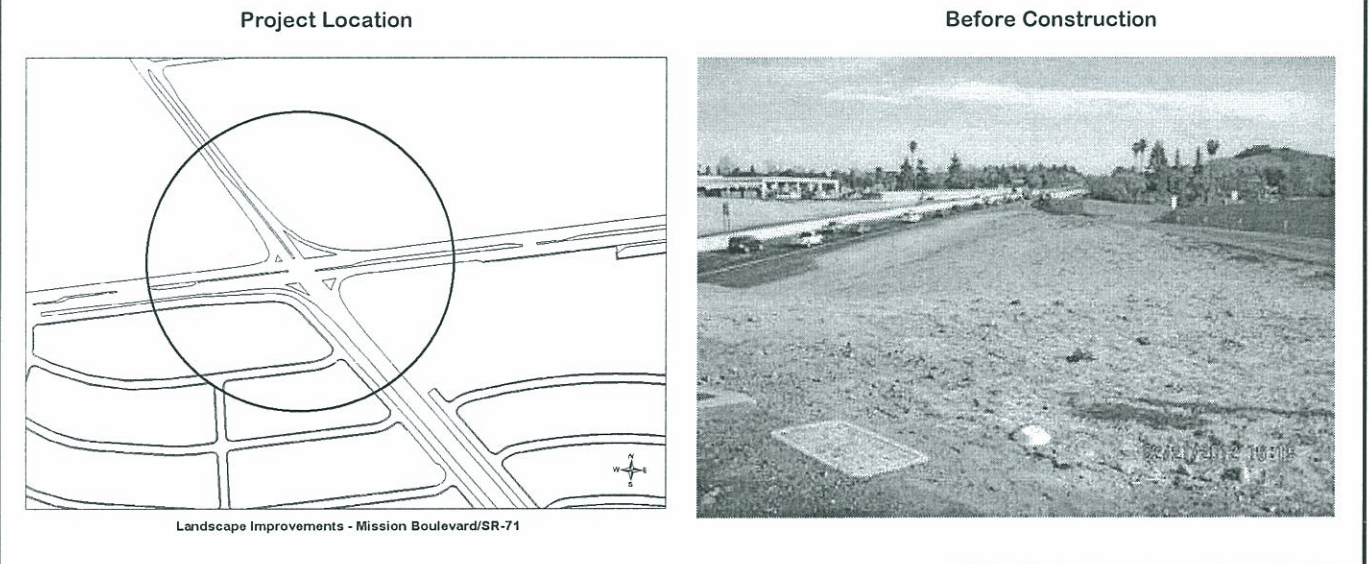
Department / Division
 PW/Engineering

| | | | |
|--|---|---|---|
| Council District: <input checked="" type="checkbox"/> -1 <input type="checkbox"/> -2 <input type="checkbox"/> -3 <input type="checkbox"/> -4 <input checked="" type="checkbox"/> -5 <input type="checkbox"/> -6 <input type="checkbox"/> Citywide <input type="checkbox"/> Council Request | Project Status: <input type="checkbox"/> Pending <input type="checkbox"/> RFP prepared <input checked="" type="checkbox"/> In design <input type="checkbox"/> Out to Bid <input type="checkbox"/> Under Construction <input type="checkbox"/> Construction Completed | Project/Construction Management City PM: Matt Pilarz Design: Moss & Associates CM: Moss & Associates Contractor: | Origination Yr: FY11/12 Yr Amended: FY15/16 % Completed: 6% |
|--|---|---|---|

| Estimated Project Cost: | | Project Impact Information: | |
|---------------------------------------|-------------|---|-----------------|
| <i>Cost by Project Categorization</i> | <i>Cost</i> | <i>Impact on Future Operating Costs</i> | |
| Land Acquisition / Right of Way | | Increase <input type="checkbox"/> | Annual Amt \$ |
| Design (CM / Engineer / Staff) | 90,000 | Decrease <input type="checkbox"/> | Annual Amt \$ |
| Construction Contract | 475,000 | Minimal <input checked="" type="checkbox"/> | Chg'd to fund # |
| Other - Geotech, Survey, Environ | 10,000 | Design Award Cost | 103,030 |
| Total Project Cost | 575,000 | Design Award Date | 10/1/2014 |
| Total Project Funded | 575,000 | Awarded Construction Cost | |
| Total Project Unfunded | - | Council Award Date | |

| Funding Allocation | | | | | | | |
|--------------------|----------------------------|---------------------|-------------------|-----------------|-----------------|-----------------|---------------------|
| Funding Source(s) | Expenses as of 02/28/15 | Remaining Budget | Fiscal 2015/16 | Plan 2016/17 | Plan 2017/18 | Plan 2018/19 | Plan Beyond 2019 |
| Gas Tax Fund | 31,982 | 68,018 | | | | | |
| EEMP Grant | 1,210 | 348,790 | | | | | |
| Prop C Fund | | | 125,000 | | | | |
| | | | | | | | |
| | | | | | | | |
| | | | | | | | |
| Total | 33,192 | 416,808 | 125,000 | - | - | - | - |

Pending
Unfunded Project Costs



CITY OF POMONA
Capital Improvement Program Project Details

Project Title: **Major Street Rehabilitation - Citywide (FY 12-13)**

Project Description: This project provides rehabilitation of 3.57 lane miles of the City's arterial streets listed as follows: Garey Avenue (Northbound) between SR 60 and Olive Street, Garey Avenue (Northbound) between Philadelphia Street and Lexington Avenue, Garey Avenue (Southbound) between Lexington Avenue and SR 60, Indian Hill Boulevard between San Bernardino Avenue to American Avenue) County Road between Garey Avenue and Towne Avenue, San Antonio Avenue between Franklin Avenue and Phillips Boulevard and La Verne Avenue between Garey Avenue and Arrow Highway. On Garey Avenue between SR 60 and Grand Avenue, this project will include the removal and replacement of trees, removal and replacement of damaged sidewalk, curbs and gutters, ADA access ramps, removal and relocation of fencing and construction of new wider sidewalk within existing street right-of-way as possible without obtaining additional easements. (Tree establishment through June 2015)

Project Number:
 217-2590-XXXXX-68547

Department / Division
 PW/Engineering

| | | | |
|---|---|--|--|
| Council District: <input type="checkbox"/> -1 <input type="checkbox"/> -2 <input type="checkbox"/> -3 <input type="checkbox"/> -4 <input type="checkbox"/> -5 <input type="checkbox"/> -6 <input checked="" type="checkbox"/> Citywide <input type="checkbox"/> Council Request | Project Status: <input type="checkbox"/> Pending <input type="checkbox"/> RFP prepared <input type="checkbox"/> In design <input type="checkbox"/> Out to Bid <input type="checkbox"/> Under Construction <input checked="" type="checkbox"/> Construction Completed | Project/Construction Management City PM: Matt Pilarz/Dan Drake Design: DMC Design Group CM: Willdan Contractor: Gentry Brothers, Inc. | Origination Yr: FY12/13 Yr Amended: FY13/14 % Completed: 90% |
|---|---|--|--|

| | | | |
|---------------------------------------|------------------|---|----------------------------|
| Estimated Project Cost: | | Project Impact Information: | |
| <i>Cost by Project Categorization</i> | <i>Cost</i> | <i>Impact on Future Operating Costs</i> | |
| Land Acquisition / Right of Way | | Increase <input type="checkbox"/> | Annual Amt \$ _____ |
| Design (CM / Engineer / Staff) | 250,000 | Decrease <input type="checkbox"/> | Annual Amt \$ _____ |
| Construction Contract | 4,078,000 | Minimal <input checked="" type="checkbox"/> | Chg'd to fund # <u>208</u> |
| Other - Geotech, Survey, Environ | 60,000 | Design Award Cost | 104,835 |
| Total Project Cost | 4,388,000 | Design Award Date | 12/17/2012 |
| Total Project Funded | 4,388,000 | Awarded Construction Cost | \$3,365,810 |
| Total Project Unfunded | - | Council Award Date | 5/19/2014 |

Funding Allocation

| Funding Source(s) | Expenses as of 02/28/15 | Remaining Budget | Fiscal 2015/16 | Plan 2016/17 | Plan 2017/18 | Plan 2018/19 | Plan Beyond 2019 |
|---|----------------------------|---------------------|-------------------|-----------------|-----------------|-----------------|---------------------|
| Prop C Fund | 2,921,687 | 431,313 | | | | | |
| Measure R Fund | 555,000 | | | | | | |
| Series "AG" Bonds | 180,000 | | | | | | |
| Prop A Fund | 100,000 | | | | | | |
| SB821 (TDA) Fund | 140,000 | | | | | | |
| LA CO Regional Parks and Open Space District | 60,000 | | | | | | |
| Total | 3,956,687 | 431,313 | - | - | - | - | - |

Pending
Unfunded Project Costs

Project Locations



Before Construction



CITY OF POMONA
Capital Improvement Program Project Details

Project Title: **Median Closure - SR-71**

Project Description: This project will provide funding for a City contribution to Caltrans to close the median on the SR-71 at Phillips Drive, North Ranch Road and Old Pomona Road.

Project Number:
 428-2590-XXXXX-68552

Department / Division
 PW/Engineering

| | | | |
|---|---|---|---|
| Council District: <input type="checkbox"/> -1 <input type="checkbox"/> -2 <input type="checkbox"/> -3 <input type="checkbox"/> -4 <input checked="" type="checkbox"/> -5 <input type="checkbox"/> -6 <input type="checkbox"/> Citywide <input type="checkbox"/> Council Request | Project Status: <input checked="" type="checkbox"/> Pending <input type="checkbox"/> RFP prepared <input type="checkbox"/> In design <input type="checkbox"/> Out to Bid <input type="checkbox"/> Under Construction <input type="checkbox"/> Construction Completed | Project/Construction Management City PM: Matt Pilarz Design: Caltrans CM: Caltrans Contractor: | Origination Yr: FY14/15 Yr Amended: N/A % Completed: 0% |
|---|---|---|---|

| Estimated Project Cost: | | Project Impact Information: | |
|---------------------------------|----------------|---|----------------------------|
| Cost by Project Categorization | Cost | Impact on Future Operating Costs | |
| Land Acquisition / Right of Way | | Increase <input type="checkbox"/> | Annual Amt \$ _____ |
| Design (CM / Engineer / Staff) | 15,000 | Decrease <input type="checkbox"/> | Annual Amt \$ _____ |
| Construction Contract | 85,000 | Minimal <input checked="" type="checkbox"/> | Chg'd to fund # <u>217</u> |
| Other - Outreach & Education | | Design Award Cost | _____ |
| Total Project Cost | 100,000 | Design Award Date | _____ |
| Total Project Funded | 100,000 | Awarded Construction Cost | _____ |
| Total Project Unfunded | - | Council Award Date | _____ |

| Funding Allocation | | | | | | | |
|--------------------|-------------------------|------------------|----------------|--------------|--------------|--------------|------------------|
| Funding Source(s) | Expenses as of 02/28/15 | Remaining Budget | Fiscal 2015/16 | Plan 2016/17 | Plan 2017/18 | Plan 2018/19 | Plan Beyond 2019 |
| Prop C Fund | | 100,000 | | | | | |
| | | | | | | | |
| | | | | | | | |
| | | | | | | | |
| Total | - | 100,000 | - | - | - | - | - |

Pending Unfunded Project Costs

| | | | | | | | |
|--|--|--|--|--|--|--|--|
| | | | | | | | |
|--|--|--|--|--|--|--|--|

Project Location



Median Closure - SR - 71

Before Construction



CITY OF POMONA
Capital Improvement Program Project Details

Project Title: **Safety Improvements - At-Grade Crossings**

Project Description: In-lieu of grade separation at Hamilton Boulevard this project will improve at grade pedestrian crossing safety at Hamilton Boulevard, Park Avenue, Main Street and Palomares Street. The proposed improvements will consist of pedestrian gates, fencing to channel pedestrians to the gates, associated street and drainage improvements, and where determined beneficial for safety, enhancements to the existing quad-gate systems.

****This CIP project is for required plan check and related staff time. The Public Works Department has entered into an agreement with ACE for cost reimbursement.**

Project Number:
 428-2590-XXXXX-68551

Department / Division
 PW/Trans & Dev

| | | | |
|--|---|---|---|
| Council District: <input checked="" type="checkbox"/> -1 <input checked="" type="checkbox"/> -2 <input type="checkbox"/> -3 <input type="checkbox"/> -4 <input type="checkbox"/> -5 <input type="checkbox"/> -6 <input type="checkbox"/> Citywide <input type="checkbox"/> Council Request | Project Status: <input type="checkbox"/> Pending <input type="checkbox"/> RFP prepared <input checked="" type="checkbox"/> In design <input type="checkbox"/> Out to Bid <input type="checkbox"/> Under Construction <input type="checkbox"/> Construction Completed | Project/Construction Management City PM: Ron Chan Design: H.R. Green and ACE CM: Contractor: | Origination Yr: FY13/14 Yr Amended: FY15/16 % Completed: 2% |
|--|---|---|---|

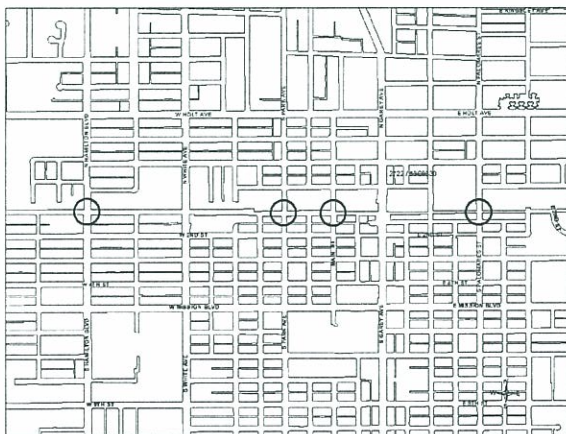
| Estimated Project Cost: | Project Impact Information: | | | | | | | | | | | | | | | | | | | | | | | | | | | | | | | | |
|--|--------------------------------|------|---------------------------------|-------|--------------------------------|---------|-----------------------|-------|----------------------------------|--------|---------------------------|----------------|----------------------|---------|------------------------|---|--|----------------------------------|--|-----------------------------------|---------------------|-----------------------------------|---------------------|---|----------------------------|--------------------------------|---------|-------------------|------------|---------------------------|-------|--------------------|-------|
| <table style="width: 100%; border-collapse: collapse;"> <tr> <th style="text-align: left;">Cost by Project Categorization</th> <th style="text-align: right;">Cost</th> </tr> <tr> <td>Land Acquisition / Right of Way</td> <td style="text-align: right;">_____</td> </tr> <tr> <td>Design (CM / Engineer / Staff)</td> <td style="text-align: right;">241,000</td> </tr> <tr> <td>Construction Contract</td> <td style="text-align: right;">_____</td> </tr> <tr> <td>Other - Geotech, Survey, Environ</td> <td style="text-align: right;">50,000</td> </tr> <tr> <td>Total Project Cost</td> <td style="text-align: right;">291,000</td> </tr> <tr> <td>Total Project Funded</td> <td style="text-align: right;">291,000</td> </tr> <tr> <td>Total Project Unfunded</td> <td style="text-align: right;">-</td> </tr> </table> | Cost by Project Categorization | Cost | Land Acquisition / Right of Way | _____ | Design (CM / Engineer / Staff) | 241,000 | Construction Contract | _____ | Other - Geotech, Survey, Environ | 50,000 | Total Project Cost | 291,000 | Total Project Funded | 291,000 | Total Project Unfunded | - | <table style="width: 100%; border-collapse: collapse;"> <tr> <th colspan="2" style="text-align: left;">Impact on Future Operating Costs</th> </tr> <tr> <td>Increase <input type="checkbox"/></td> <td>Annual Amt \$ _____</td> </tr> <tr> <td>Decrease <input type="checkbox"/></td> <td>Annual Amt \$ _____</td> </tr> <tr> <td>Minimal <input checked="" type="checkbox"/></td> <td>Chg'd to fund # <u>217</u></td> </tr> <tr> <td>Design Award Cost - Plan Check</td> <td style="text-align: right;">241,000</td> </tr> <tr> <td>Design Award Date</td> <td style="text-align: right;">11/18/2013</td> </tr> <tr> <td>Awarded Construction Cost</td> <td style="text-align: right;">_____</td> </tr> <tr> <td>Council Award Date</td> <td style="text-align: right;">_____</td> </tr> </table> | Impact on Future Operating Costs | | Increase <input type="checkbox"/> | Annual Amt \$ _____ | Decrease <input type="checkbox"/> | Annual Amt \$ _____ | Minimal <input checked="" type="checkbox"/> | Chg'd to fund # <u>217</u> | Design Award Cost - Plan Check | 241,000 | Design Award Date | 11/18/2013 | Awarded Construction Cost | _____ | Council Award Date | _____ |
| Cost by Project Categorization | Cost | | | | | | | | | | | | | | | | | | | | | | | | | | | | | | | | |
| Land Acquisition / Right of Way | _____ | | | | | | | | | | | | | | | | | | | | | | | | | | | | | | | | |
| Design (CM / Engineer / Staff) | 241,000 | | | | | | | | | | | | | | | | | | | | | | | | | | | | | | | | |
| Construction Contract | _____ | | | | | | | | | | | | | | | | | | | | | | | | | | | | | | | | |
| Other - Geotech, Survey, Environ | 50,000 | | | | | | | | | | | | | | | | | | | | | | | | | | | | | | | | |
| Total Project Cost | 291,000 | | | | | | | | | | | | | | | | | | | | | | | | | | | | | | | | |
| Total Project Funded | 291,000 | | | | | | | | | | | | | | | | | | | | | | | | | | | | | | | | |
| Total Project Unfunded | - | | | | | | | | | | | | | | | | | | | | | | | | | | | | | | | | |
| Impact on Future Operating Costs | | | | | | | | | | | | | | | | | | | | | | | | | | | | | | | | | |
| Increase <input type="checkbox"/> | Annual Amt \$ _____ | | | | | | | | | | | | | | | | | | | | | | | | | | | | | | | | |
| Decrease <input type="checkbox"/> | Annual Amt \$ _____ | | | | | | | | | | | | | | | | | | | | | | | | | | | | | | | | |
| Minimal <input checked="" type="checkbox"/> | Chg'd to fund # <u>217</u> | | | | | | | | | | | | | | | | | | | | | | | | | | | | | | | | |
| Design Award Cost - Plan Check | 241,000 | | | | | | | | | | | | | | | | | | | | | | | | | | | | | | | | |
| Design Award Date | 11/18/2013 | | | | | | | | | | | | | | | | | | | | | | | | | | | | | | | | |
| Awarded Construction Cost | _____ | | | | | | | | | | | | | | | | | | | | | | | | | | | | | | | | |
| Council Award Date | _____ | | | | | | | | | | | | | | | | | | | | | | | | | | | | | | | | |

Funding Allocation

| Funding Source(s) | Expenses as of 02/28/15 | Remaining Budget | Fiscal 2015/16 | Plan 2016/17 | Plan 2017/18 | Plan 2018/19 | Plan Beyond 2019 |
|-------------------|----------------------------|---------------------|-------------------|-----------------|-----------------|-----------------|---------------------|
| ACE Reimbursement | _____ | 241,000 | _____ | _____ | _____ | _____ | _____ |
| Prop C Fund | 4,905 | 45,095 | _____ | _____ | _____ | _____ | _____ |
| Total | 4,905 | 286,095 | - | - | - | - | - |

| | |
|-------------------------------|--|
| Pending | |
| Unfunded Project Costs | |

Project Location



Before Construction



Safety Improvements - At-Grade Crossings

CITY OF POMONA
Capital Improvement Program Project Details

Project Title: **Sidewalks - Citywide (FY 13-14) (CDBG)**

Project Description: This project will construct missing sidewalk segments and rehabilitate non-ADA compliant sidewalk segments in eligible CDBG areas including appurtenant PCC hardscape improvements where needed. Prioritized project locations in eligible areas have been identified in meetings with the Councilmembers from Districts 1, 2, 3, 4 and 6.

Project Number:
428-2590-XXXXX-64709

Department / Division
PW/Engineering

| | | | |
|--|---|---|--|
| Council District: <input checked="" type="checkbox"/> -1 <input checked="" type="checkbox"/> -2 <input checked="" type="checkbox"/> -3 <input checked="" type="checkbox"/> -4 <input type="checkbox"/> -5 <input checked="" type="checkbox"/> -6 <input type="checkbox"/> Citywide <input checked="" type="checkbox"/> Council Request | Project Status: <input checked="" type="checkbox"/> Pending <input type="checkbox"/> RFP prepared <input type="checkbox"/> In design <input type="checkbox"/> Out to Bid <input type="checkbox"/> Under Construction <input type="checkbox"/> Construction Completed | Project/Construction Management City PM: Matt Pilarz Design: City Staff CM: Civil Source Contractor: Nobest Inc. | Origination Yr: FY13/14 Yr Amended: FY14/15 % Completed: 79% |
|--|---|---|--|


| | | | |
|---------------------------------------|-------------|---|----------------------------|
| Estimated Project Cost: | | Project Impact Information: | |
| <i>Cost by Project Categorization</i> | <i>Cost</i> | <i>Impact on Future Operating Costs</i> | |
| Land Acquisition / Right of Way | | Increase <input type="checkbox"/> | Annual Amt \$ _____ |
| Design (CM / Engineer / Staff) | 125,000 | Decrease <input type="checkbox"/> | Annual Amt \$ _____ |
| Construction Contract | 923,380 | Minimal <input checked="" type="checkbox"/> | Chg'd to fund # <u>208</u> |
| Other - Geotech, Survey, Environ | 45,000 | Design Award Cost | _____ |
| Total Project Cost | 1,093,380 | Design Award Date | _____ |
| Total Project Funded | 1,093,380 | Awarded Construction Cost | 969,252 |
| Total Project Unfunded | - | Council Award Date | 6/16/2014 |

Funding Allocation

| Funding Source(s) | Expenses as of 02/28/15 | Remaining Budget | Fiscal 2015/16 | Plan 2016/17 | Plan 2017/18 | Plan 2018/19 | Plan Beyond 2019 |
|-------------------|----------------------------|---------------------|-------------------|-----------------|-----------------|-----------------|---------------------|
| CDBG (111-64709) | 137,924 | | | | | | |
| CDBG (112-64709) | 260,545 | | | | | | |
| CDBG (113-64709) | 118,197 | | | | | | |
| CDBG (114-64709) | 33,000 | 13,305 | | | | | |
| CDBG (115-64709) | - | 12,184 | | | | | |
| CDBG (116-64709) | 100,693 | | | | | | |
| CDBG (117-64709) | 198,079 | 17,497 | | | | | |
| CDBG (213-64709) | 13,445 | 188,511 | | | | | |
| Total | 861,883 | 231,497 | - | - | - | - | - |

| | | | | | | | |
|-------------------------------|--|--|--|--|--|--|--|
| Pending | | | | | | | |
| Unfunded Project Costs | | | | | | | |

Project Location



CITY OF POMONA
Capital Improvement Program Project Details

Project Title: **Sidewalks - Elwood Avenue and Glenpark Street**

Project Description: As part of the Safe Routes to School grant application, Public Works was able to secure the necessary funds to construct missing sidewalks. The project will construct missing sidewalks along Elwood Street, Bellevue Avenue and Glenpark Street, modify traffic signals with countdown pedestrian indications, radar speed feedback signs, and other enhancement measures.

Project Number:
 272-2590-XXXX-58070

Department / Division
 PW/Trans & Dev

| | | | |
|---|---|---|--|
| Council District: <input checked="" type="checkbox"/> -1 <input type="checkbox"/> -2 <input type="checkbox"/> -3 <input type="checkbox"/> -4 <input type="checkbox"/> -5 <input type="checkbox"/> -6 <input type="checkbox"/> Citywide <input type="checkbox"/> Council Request | Project Status: <input type="checkbox"/> Pending <input type="checkbox"/> RFP prepared <input type="checkbox"/> In design <input type="checkbox"/> Out to Bid <input type="checkbox"/> Under Construction <input checked="" type="checkbox"/> Construction Completed | Project/Construction Management City PM: Matt Pilarz Design: KOA CM: Civil Source Contractor: Nobest, Inc. | Origination Yr: FY12/13 Yr Amended: N/A % Completed: 85% |
|---|---|---|--|

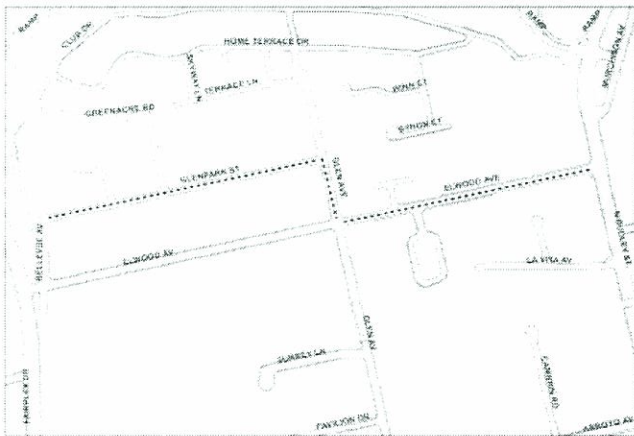
| | | | |
|---------------------------------------|-------------|---|---------------------|
| Estimated Project Cost: | | Project Impact Information: | |
| <i>Cost by Project Categorization</i> | <i>Cost</i> | <i>Impact on Future Operating Costs</i> | |
| Land Acquisition / Right of Way | | Increase <input type="checkbox"/> | Annual Amt \$ _____ |
| Design (CM / Engineer / Staff) | 200,000 | Decrease <input type="checkbox"/> | Annual Amt \$ _____ |
| Construction Contract | 450,000 | Minimal <input checked="" type="checkbox"/> | Chg'd to fund # 208 |
| Other - Outreach & Education | | Design Award Cost | 20,500 |
| Total Project Cost | 650,000 | Design Award Date | 9/23/2013 |
| Total Project Funded | 650,000 | Awarded Construction Cost | 443,220 |
| Total Project Unfunded | - | Council Award Date | 6/16/2014 |

Funding Allocation

| Funding Source(s) | Expenses as of 02/28/15 | Remaining Budget | Fiscal 2015/16 | Plan 2016/17 | Plan 2017/18 | Plan 2018/19 | Plan Beyond 2019 |
|-------------------|----------------------------|---------------------|-------------------|-----------------|-----------------|-----------------|---------------------|
| SB821 (TDA) Fund | 85,000 | | | | | | |
| Measure R Fund | 115,000 | | | | | | |
| SR2S Grant Fund | 349,737 | 100,263 | | | | | |
| Total | 549,737 | 100,263 | - | - | - | - | - |

| | | | | | | | |
|-------------------------------|--|--|--|--|--|--|--|
| Pending | | | | | | | |
| Unfunded Project Costs | | | | | | | |

Project Location



Sidewalks - Elwood Avenue and Glenpark Street

Project Area



Sidewalks - Elwood Avenue and Glenpark Street

CITY OF POMONA
Capital Improvement Program Project Details

Project Title: **Street Improvements - District 3 (CDBG) (FY 14-15 - FY 16-17)**

Project Description: This project will provide for the rehabilitation of residential street segments within CDBG eligible areas. Based on Geotechnical recommendations, improvements may include either full removal followed by pavement section reconstruction, asphalt pavement surface removal and replacement, or a combination of each. Priority locations include 9th Street between San Antonio Avenue and Reservoir Street as funds allow.
 (Description changed FY14-15)

Project Number:
 428-2590-XXXXX-64776


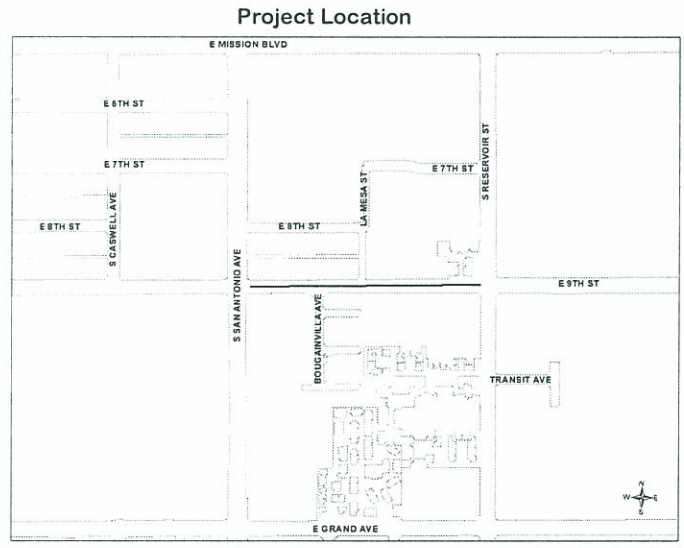
Department / Division
 PW/Engineering

| | | | |
|---|---|--|---|
| Council District: <input type="checkbox"/> -1 <input type="checkbox"/> -2 <input checked="" type="checkbox"/> -3 <input type="checkbox"/> -4 <input type="checkbox"/> -5 <input type="checkbox"/> -6 <input type="checkbox"/> Citywide <input type="checkbox"/> Council Request | Project Status: <input type="checkbox"/> Pending <input type="checkbox"/> RFP prepared <input type="checkbox"/> In design <input checked="" type="checkbox"/> Out to Bid <input type="checkbox"/> Under Construction <input type="checkbox"/> Construction Completed | Project/Construction Management City PM: Matt Pilarz Design: CM: Contractor: All American Asphalt | Origination Yr: FY14/15 Yr Amended: FY14/15 % Completed: 100% |
|---|---|--|---|

| Estimated Project Cost: | | Project Impact Information: | |
|---------------------------------------|-------------|---|---------------------|
| <i>Cost by Project Categorization</i> | <i>Cost</i> | <i>Impact on Future Operating Costs</i> | |
| Land Acquisition / Right of Way | | Increase <input type="checkbox"/> | Annual Amt \$ |
| Design (CM / Engineer / Staff) | 15,882 | Decrease <input type="checkbox"/> | Annual Amt \$ |
| Construction Contract | 155,341 | Minimal <input checked="" type="checkbox"/> | Chg'd to fund # 208 |
| Other - Geotech, Survey, Environ | 10,000 | Design Award Cost | |
| Total Project Cost | 181,223 | Design Award Date | |
| Total Project Funded | 181,223 | Awarded Construction Cost | 155,341 |
| Total Project Unfunded | - | Council Award Date | 6/1/2015 |

| Funding Allocation | | | | | | | |
|--------------------|-------------------------|------------------|----------------|--------------|--------------|--------------|------------------|
| Funding Source(s) | Expenses as of 02/28/15 | Remaining Budget | Fiscal 2015/16 | Plan 2016/17 | Plan 2017/18 | Plan 2018/19 | Plan Beyond 2019 |
| CDBG (113-64776) | 787 | 110,436 | | | | | |
| CDBG (117-64776) | | 50,000 | | | | | |
| Measure R Fund | | 20,000 | | | | | |
| Total | 787 | 180,436 | - | - | - | - | - |

Pending Unfunded Project Costs



CITY OF POMONA
Capital Improvement Program Project Details

Project Title: **Street Improvements - Mission Boulevard and SR-71 Grade Separation**

Project Description: This project will improve circulation both regionally and locally by eliminating the current severe traffic congestion problem. This intersection has been listed for several years as a project consideration for regional funding. Now constructed, it is providing a grade separated roadway along Mission Boulevard from State Route 71 and construct related on and off ramps.

Project Number:
 418-2590-XXXXX-67716

Department / Division
 PW/Engineering

| | | | |
|--|---|---|---|
| Council District: <input checked="" type="checkbox"/> -1 <input type="checkbox"/> -2 <input type="checkbox"/> -3 <input type="checkbox"/> -4 <input checked="" type="checkbox"/> -5 <input type="checkbox"/> -6 <input type="checkbox"/> Citywide <input type="checkbox"/> Council Request | Project Status: <input type="checkbox"/> Pending <input type="checkbox"/> RFP prepared <input type="checkbox"/> In design <input type="checkbox"/> Out to Bid <input type="checkbox"/> Under Construction <input checked="" type="checkbox"/> Construction Completed | Project/Construction Management City PM: City Engineer Design: CH2MHILL CM: Transtech Contractor: Riverside Construction | Origination Yr: FY96/97 Yr Amended: FY13/14 % Completed: 100% |
|--|---|---|---|

| | | | |
|---------------------------------------|-------------------|--|---------------------|
| Estimated Project Cost: | | Project Impact Information: | |
| <i>Cost by Project Categorization</i> | <i>Cost</i> | <i>Impact on Future Operating Costs</i> | |
| Land Acquisition / Right of Way | 4,726,600 | Increase <input checked="" type="checkbox"/> | Annual Amt \$ 5,000 |
| Design (CM / Engineer / Staff) | 9,505,824 | Decrease <input type="checkbox"/> | Annual Amt \$ |
| Construction Contract | 30,304,335 | Minimal <input type="checkbox"/> | Chg'd to fund # 208 |
| Other - Geotech, Survey, Environ | 342,200 | Design Award Cost | 2,348,161 |
| Total Project Cost | 44,878,959 | Design Award Date | 3/15/2004 |
| Total Project Funded | 44,878,959 | Awarded Construction Cost | 24,151,121 |
| Total Project Unfunded | - | Council Award Date | 6/16/2008 |



Funding Allocation

| Funding Source(s) | Expenses as of 02/28/15 | Remaining Budget | Fiscal 2015/16 | Plan 2016/17 | Plan 2017/18 | Plan 2018/19 | Plan Beyond 2019 |
|--------------------------------------|----------------------------|---------------------|-------------------|-----------------|-----------------|-----------------|---------------------|
| Gas Tax Fund | 548,662 | | | | | | |
| STP-L Fund | 7,583,780 | | | | | | |
| TCRP Fund | 16,399,855 | 145 | | | | | |
| Prop C & Reserve (MOU#PACLRPO04) | 15,677,608 | 180,392 | | | | | |
| FHWA Fund (Omnibus FY05 Demo T21) | 1,229,910 | | | | | | |
| SAFETEA - LU (Federal Misc Demo STL) | 3,023,664 | | | | | | |
| Legal Reimbursement | 134,943 | | | | | | |
| Developer Reimbursement | 100,000 | | | | | | |
| Total | 44,698,422 | 180,537 | - | - | - | - | - |

Pending
Unfunded Project Costs

During Construction

After Construction



CITY OF POMONA
Capital Improvement Program Project Details

Project Title: **Street Rehabilitation - District 1 and 6**

Project Description: This project provides rehabilitation of Local City Streets within District 1 and 6 per the City Pavement Management Program and is supplemented by the Slurry Seal and Overlay (FY13-14) project.

Project Number:
 428-2590-XXXXX-67912

Department / Division
 PW/Engineering

(Description changed FY14-15)

| | | | |
|--|---|--|---|
| Council District: <input checked="" type="checkbox"/> -1 <input type="checkbox"/> -2 <input type="checkbox"/> -3 <input type="checkbox"/> -4 <input type="checkbox"/> -5 <input checked="" type="checkbox"/> -6 <input type="checkbox"/> Citywide <input type="checkbox"/> Council Request | Project Status: <input type="checkbox"/> Pending <input type="checkbox"/> RFP prepared <input type="checkbox"/> In design <input type="checkbox"/> Out to Bid <input checked="" type="checkbox"/> Under Construction <input type="checkbox"/> Construction Completed | Project/Construction Management City PM: Matt Pilarz Design: RKA Group CM: RKA Group Contractor: All American Asphalt | Origination Yr: FY13/14 Yr Amended: FY14/15 % Completed: 6% |
|--|---|--|---|

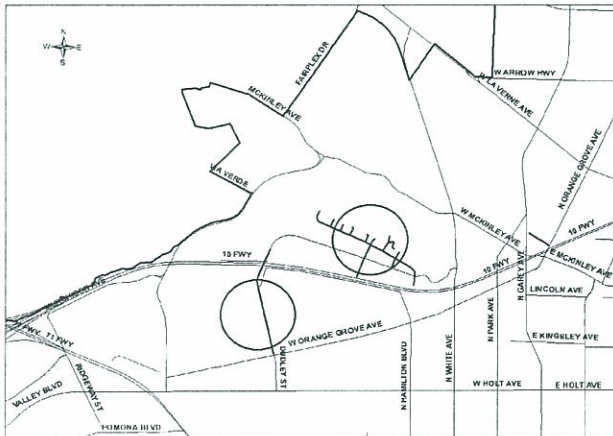
| | | | |
|---------------------------------------|----------------|---|---------------------|
| Estimated Project Cost: | | Project Impact Information: | |
| <i>Cost by Project Categorization</i> | <i>Cost</i> | <i>Impact on Future Operating Costs</i> | |
| Land Acquisition / Right of Way | | Increase <input type="checkbox"/> | Annual Amt \$ _____ |
| Design (CM / Engineer / Staff) | 100,000 | Decrease <input type="checkbox"/> | Annual Amt \$ _____ |
| Construction Contract | 795,184 | Minimal <input type="checkbox"/> | Chg'd to fund # 208 |
| Other - Geotech, Survey, Environ | | Design Award Cost | 75,085 |
| Total Project Cost | 895,184 | Design Award Date | 12/5/2013 |
| Total Project Funded | 895,184 | Awarded Construction Cost | 457,714 |
| Total Project Unfunded | - | Council Award Date | 6/1/2015 |

Funding Allocation

| Funding Source(s) | Expenses as of 02/28/15 | Remaining Budget | Fiscal 2015/16 | Plan 2016/17 | Plan 2017/18 | Plan 2018/19 | Plan Beyond 2019 |
|--------------------------------------|----------------------------|---------------------|-------------------|-----------------|-----------------|-----------------|---------------------|
| Gas Tax Fund | 52,046 | 347,954 | | | | | |
| Measure R Fund | | 430,000 | | | | | |
| CalRecycle Rubberized Pavement Grant | | 65,184 | | | | | |
| Total | 52,046 | 843,138 | - | - | - | - | - |


Pending Unfunded Project Costs

Project Location



Street Rehabilitation - District 1 and 6

Before Construction



CITY OF POMONA
Capital Improvement Program Project Details

Project Title: **Street Rehabilitation - Slurry Seal and Overlay - Various Locations Citywide (FY13-14)**

Project Description: This project provides supplemental funding for local street rehabilitation within Districts 1 and 6 for the following streets: District 1: Dudley Street (from Orange Grove to Gillette); and District 6: Loma Vista Street (1-10 to North cul-de-sac), Sycamore Place (Loma Vista to cul-de-sac), San Jose Place (Loma Vista to cul-de-sac), Vermont Place (Loma Vista to cul-de-sac), Burlington Place (Loma Vista to cul-de-sac), Cleveland Street (Loma Vista to cul-de-sac), Colinas Place (Loma Vista to cul-de-sac), Sobre Colinas Place (Colinas Place to Loma Vista), California Place (Loma Vista to cul-de-sac), California Place (Loma Vista to Val Vista), Cleveland Street (Loma Vista to 1-10), as funds allow.

(Description changed FY14-15)

Project Number:
 428-2590-XXXXX-81054

Department / Division
 PW/Engineering

| | | | |
|--|---|--|---|
| Council District: <input checked="" type="checkbox"/> -1 <input type="checkbox"/> -2 <input type="checkbox"/> -3 <input type="checkbox"/> -4 <input type="checkbox"/> -5 <input checked="" type="checkbox"/> -6 <input type="checkbox"/> Citywide <input type="checkbox"/> Council Request | Project Status: <input type="checkbox"/> Pending <input type="checkbox"/> RFP prepared <input type="checkbox"/> In design <input checked="" type="checkbox"/> Out to Bid <input type="checkbox"/> Under Construction <input type="checkbox"/> Construction Completed | Project/Construction Management City PM: Matt Pilarz Design: CM: Contractor: All American Asphalt | Origination Yr: FY13/14 Yr Amended: FY14/15 % Completed: 0% |
|--|---|--|---|


| | | | |
|---------------------------------------|-------------|---|-----------------|
| Estimated Project Cost: | | Project Impact Information: | |
| <i>Cost by Project Categorization</i> | <i>Cost</i> | <i>Impact on Future Operating Costs</i> | |
| Land Acquisition / Right of Way | | Increase <input type="checkbox"/> | Annual Amt \$ |
| Design (CM / Engineer / Staff) | 50,000 | Decrease <input type="checkbox"/> | Annual Amt \$ |
| Construction Contract | 780,485 | Minimal <input checked="" type="checkbox"/> | Chg'd to fund # |
| Other - Geotech, Survey, Environ | 50,000 | | |
| Total Project Cost | 880,485 | Design Award Cost | |
| Total Project Funded | 880,485 | Design Award Date | |
| Total Project Unfunded | - | Awarded Construction Cost | 671,850 |
| | | Council Award Date | 6/1/2015 |

Funding Allocation

| Funding Source(s) | Expenses as of 02/28/15 | Remaining Budget | Fiscal 2015/16 | Plan 2016/17 | Plan 2017/18 | Plan 2018/19 | Plan Beyond 2019 |
|--------------------------------------|----------------------------|---------------------|-------------------|-----------------|-----------------|-----------------|---------------------|
| Series "AG" Bonds | 707 | 64,247 | | | | | |
| Gas Tax Fund | | 35,046 | | | | | |
| STP-L Fund | | 430,000 | | | | | |
| CalRecycle Rubberized Pavement Grant | | 6,580 | | | | | |
| Measure R Fund | | 343,905 | | | | | |
| Total | 707 | 879,778 | - | - | - | - | - |


Pending Unfunded Project Costs

Project Location





Partially Funded Projects



CITY OF POMONA
Capital Improvement Program Project Details

Project Title: **ADA Curb Ramps and Sidewalks Compliance Program - Citywide**

Project Description: This project provides for the prioritized construction of missing curb ramps, sidewalk, and other ADA improvements Citywide in NON- ELIGIBLE CDBG locations. The improvements will include, but not be limited to, sidewalk, alley approaches, drive approaches, curb, gutter, adjustments of utility boxes to grade, mail box relocations, fence/wall relocations and tree removals.

Project Number:
 428-2590-XXXXX-81055

Department / Division
 PW/Engineering

| | | | |
|---|--|---|---|
| Council District: <input type="checkbox"/> -1 <input type="checkbox"/> -2 <input type="checkbox"/> -3 <input type="checkbox"/> -4 <input type="checkbox"/> -5 <input type="checkbox"/> -6 <input checked="" type="checkbox"/> Citywide <input type="checkbox"/> Council Request | Project Status: <input checked="" type="checkbox"/> New <input type="checkbox"/> Pending <input type="checkbox"/> RFP prepared <input type="checkbox"/> In design <input type="checkbox"/> Out to Bid <input type="checkbox"/> Under Construction | Project/Construction Management City PM: Matt Pilarz Design: CM: Contractor: | Origination Yr: FY15/16 Yr Amended: N/A % Completed: 0% |
|---|--|---|---|


| | | | |
|---------------------------------------|------------------|---|----------------------------|
| Estimated Project Cost: | | Project Impact Information: | |
| <i>Cost by Project Categorization</i> | <i>Cost</i> | <i>Impact on Future Operating Costs</i> | |
| Land Acquisition / Right of Way | | Increase <input type="checkbox"/> | Annual Amt \$ _____ |
| Design (CM / Engineer / Staff) | 2,075,000 | Decrease <input type="checkbox"/> | Annual Amt \$ _____ |
| Construction Contract | 5,275,000 | Minimal <input checked="" type="checkbox"/> | Chg'd to fund # <u>208</u> |
| Other - Geotech, Survey, Environ | 150,000 | Design Award Cost | _____ |
| Total Project Cost | 7,500,000 | Design Award Date | _____ |
| Total Project Funded | 215,000 | Awarded Construction Cost | _____ |
| Total Project Unfunded | 7,285,000 | Council Award Date | _____ |

Funding Allocation

| Funding Source(s) | Expenses as of 02/28/15 | Remaining Budget | Fiscal 2015/16 | Plan 2016/17 | Plan 2017/18 | Plan 2018/19 | Plan Beyond 2019 |
|-------------------|-------------------------|------------------|----------------|--------------|--------------|--------------|------------------|
| Measure R Fund | | | 75,000 | | | | |
| Series "AN" Bonds | | | 140,000 | | | | |
| | | | | | | | |
| | | | | | | | |
| | | | | | | | |
| Total | - | - | 215,000 | - | - | - | - |

| | |
|-------------------------------|-----------|
| Pending | |
| Unfunded Project Costs | 7,285,000 |

Project Location



CITY OF POMONA
Capital Improvement Program Project Details

Project Title: **ADA Path of Travel - Citywide (CDBG) (FY 14-15 - FY 16-17)**

Project Description: This project will provide for CDBG eligible improvements to sidewalks, street intersections and alley approaches needed to provide a continuous path of travel for pedestrian access per the requirements of the Americans With Disabilities Act. Priority locations to be determined.
Needed: FY14-15 & 15-16: 30 Curb Ramps, 40 Alley Approaches & 420,000 SF Sidewalk= Total needed.
Curb Ramps: D1 - 131; D2 - 53; D3 - 12; D4 - 393; D5 - 21 & D6 - 200 = Total needed. **Alley Approaches:** D1 - 54; D2 - 119; D3 - 20; D4 - 160; D5 - 2 & D6 - 101= Total needed. **Sidewalk Rehab ADA:** D1-167K SF; D2-143K SF; D3-63K SF, D4-225K SF, D5-7K SF & D6-100K SF = Total needed.

Project Number:
 428-2590-XXXXX-64774

Department / Division
 PW/Engineering

| | | | |
|--|---|--|--|
| Council District: <input type="checkbox"/> -1 <input type="checkbox"/> -2 <input type="checkbox"/> -3 <input type="checkbox"/> -4 <input type="checkbox"/> -5 <input type="checkbox"/> -6 <input checked="" type="checkbox"/> Citywide <input checked="" type="checkbox"/> Council Request | Project Status: <input type="checkbox"/> Pending <input type="checkbox"/> RFP prepared <input checked="" type="checkbox"/> In design <input type="checkbox"/> Out to Bid <input type="checkbox"/> Under Construction <input type="checkbox"/> Construction Completed | Project/Construction Management City PM: Matt Pilarz Design: City Staff CM: Contractor: | Origination Yr: FY 14/15 Yr Amended: FY15/16 % Completed: 0% |
|--|---|--|--|


| | | | |
|---------------------------------------|------------------|---|----------------------------|
| Estimated Project Cost: | | Project Impact Information: | |
| <i>Cost by Project Categorization</i> | <i>Cost</i> | <i>Impact on Future Operating Costs</i> | |
| Land Acquisition / Right of Way | | Increase <input type="checkbox"/> | Annual Amt \$ _____ |
| Design (CM / Engineer / Staff) | 600,000 | Decrease <input type="checkbox"/> | Annual Amt \$ _____ |
| Construction Contract | 1,365,000 | Minimal <input checked="" type="checkbox"/> | Chg'd to fund # <u>208</u> |
| Other - Geotech, Survey, Environ | 35,000 | Design Award Cost | _____ |
| Total Project Cost | 2,000,000 | Design Award Date | _____ |
| Total Project Funded | 666,901 | Awarded Construction Cost | _____ |
| Total Project Unfunded | 1,333,099 | Council Award Date | _____ |

Funding Allocation

| Funding Source(s) | Expenses as of 02/28/15 | Remaining Budget | Fiscal 2015/16 | Plan 2016/17 | Plan 2017/18 | Plan 2018/19 | Plan Beyond 2019 |
|-------------------|-------------------------|------------------|----------------|--------------|--------------|--------------|------------------|
| CDBG (111-64774) | | 123,441 | 72,300 | | | | |
| CDBG (112-64774) | | 139,878 | | | | | |
| CDBG (114-64774) | | 6,358 | 50,842 | | | | |
| CDBG (115-64774) | | 20,000 | | | | | |
| CDBG (116-64774) | | 94,072 | 102,166 | | | | |
| CDBG (117-64774) | | 57,844 | | | | | |
| Total | - | 441,593 | 225,308 | - | - | - | - |

| | | | | | | | |
|-------------------------------|--|--|--|-----------|--|--|--|
| Pending | | | | | | | |
| Unfunded Project Costs | | | | 1,333,099 | | | |

Project Location



CITY OF POMONA
Capital Improvement Program Project Details

Project Title: **Major Street Rehabilitation - Citywide (FY 13-14 - FY 15-16)**

Project Description: This project provides rehabilitation and ATP bicycle improvements in priority order as funds allow: Park (Artesia to Mission), San Bernardino (Gibbs to ECL), Dudley (Mission to Phillips), Ridgeway (Murchison to Mt. Vernon), Kingsley (Palomares to ECL), Monterey (Hamilton to Lorraine), San Antonio (Towne to Mission), Alvarado (Huntington to San Antonio), Garey (Foothill to Artesia, CSP improvements excluding new street lighting), Alameda (Garey to Artesia), Artesia (Alameda to Park), Huntington (Alvarado to Orange Grove), Orange Grove (Huntington to Hamilton), Hamilton (Orange Grove to Murchison), Murchison (Hamilton to San Jose Creek and Ridgeway to Fairplex), Caswell (Kingsley to Alvarado); and, ATP pedestrian intersection improvements at Garey/Foothill, Garey/Bonita, Garey/Arrow, Garey/Alvarado, San Bernardino/Indian Hill, Holt/Hamilton, Holt/Towne, and Holt/San Antonio.

Project Number:
 428-2590-XXXXX-68548

Department / Division
 PW/Engineering

***Pending ATP Cycle 1 Grant - \$2,010,000

| | | | |
|---|---|---|---|
| Council District: <input type="checkbox"/> -1 <input type="checkbox"/> -2 <input type="checkbox"/> -3 <input type="checkbox"/> -4 <input type="checkbox"/> -5 <input type="checkbox"/> -6 <input checked="" type="checkbox"/> Citywide <input type="checkbox"/> Council Request | Project Status: <input type="checkbox"/> Pending <input type="checkbox"/> RFP prepared <input checked="" type="checkbox"/> In design <input type="checkbox"/> Out to Bid <input type="checkbox"/> Under Construction <input type="checkbox"/> Construction Completed | Project/Construction Management City PM: Matt Pilarz Design: Tait and Associates CM: RKA Contractor: | Origination Yr: FY13/14 Yr Amended: FY15/16 % Completed: 2% |
|---|---|---|---|

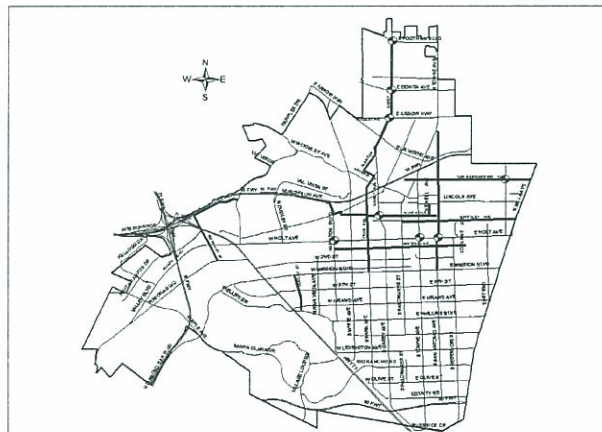
| Estimated Project Cost: | | Project Impact Information: | |
|---------------------------------------|-------------------|---|----------------------------|
| <i>Cost by Project Categorization</i> | <i>Cost</i> | <i>Impact on Future Operating Costs</i> | |
| Land Acquisition / Right of Way | | Increase <input type="checkbox"/> | Annual Amt \$ _____ |
| Design (CM / Engineer / Staff) | 2,972,000 | Decrease <input type="checkbox"/> | Annual Amt \$ _____ |
| Construction Contract | 13,674,035 | Minimal <input checked="" type="checkbox"/> | Chg'd to fund # <u>208</u> |
| Other - Geotech, Survey, Environ | 85,000 | Design Award Cost | 174,949 |
| Total Project Cost | 16,731,035 | Design Award Date | 3/20/2014 |
| Total Project Funded | 8,496,035 | Awarded Construction Cost | _____ |
| Total Project Unfunded | 8,235,000 | Council Award Date | _____ |

Funding Allocation

| Funding Source(s) | Expenses as of 02/28/15 | Remaining Budget | Fiscal 2015/16 | Plan 2016/17 | Plan 2017/18 | Plan 2018/19 | Plan Beyond 2019 |
|-------------------|----------------------------|---------------------|-------------------|-----------------|-----------------|-----------------|---------------------|
| Prop A Fund | | 100,000 | 730,000 | | | | |
| Prop C Fund | 310,362 | 4,089,638 | 2,370,535 | | | | |
| Measure R Fund | | 722,500 | 173,000 | | | | |
| Total | 310,362 | 4,912,138 | 3,273,535 | - | - | - | - |

| | | | | | | | |
|-------------------------------|--|--|-----------|-----------|--|--|--|
| Pending | | | | | | | |
| Unfunded Project Costs | | | 2,010,000 | 6,225,000 | | | |

Project Locations



Major Street Rehabilitation - Citywide (FY 13-14 - 15-16)

CITY OF POMONA
Capital Improvement Program Project Details

Project Title: **Mission Corridor Improvement**

Project Description: This project will provide improvements at key intersections and will include hardscape and lighting improvements. This project will also provide for street rehabilitation of Mission Boulevard from East City Limit to Park Ave. Rehabilitation will include, but not be limited, to pavement removal/replacement, adjustment of utility covers to grade, replacement of existing striping, drainage, legends, pavement markers, crosswalks, traffic control devices and landscape medians.

Project Number:
 480-6725-XXXXX-72041

Department / Division
 Successor Agency/PW/Eng

On hold pending resolution of RDA/Successor Agency funding.

| | | | |
|---|---|---|---|
| Council District: <input type="checkbox"/> -1 <input checked="" type="checkbox"/> -2 <input checked="" type="checkbox"/> -3 <input type="checkbox"/> -4 <input checked="" type="checkbox"/> -5 <input type="checkbox"/> -6 <input type="checkbox"/> Citywide <input type="checkbox"/> Council Request | Project Status: <input checked="" type="checkbox"/> Pending <input type="checkbox"/> RFP prepared <input type="checkbox"/> In design <input type="checkbox"/> Out to Bid <input type="checkbox"/> Under Construction <input type="checkbox"/> Construction Completed | Project/Construction Management City PM: Matt Pilarz Design: Winzler & Kelly CM: Contractor: | Origination Yr: FY01/02 Yr Amended: FY13/14 % Completed: 2% |
|---|---|---|---|

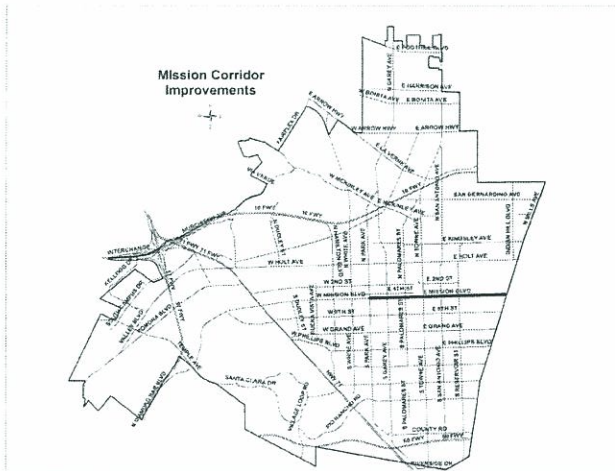
| | | | |
|---------------------------------------|------------------|---|----------------------------|
| Estimated Project Cost: | | Project Impact Information: | |
| <i>Cost by Project Categorization</i> | <i>Cost</i> | <i>Impact on Future Operating Costs</i> | |
| Land Acquisition / Right of Way | | Increase <input type="checkbox"/> | Annual Amt \$ _____ |
| Design (CM / Engineer / Staff) | 210,000 | Decrease <input type="checkbox"/> | Annual Amt \$ _____ |
| Construction Contract | 8,870,239 | Minimal <input checked="" type="checkbox"/> | Chg'd to fund # <u>208</u> |
| Other - Geotech, Survey, Environ | 40,000 | Design Award Cost | 258,817 |
| Total Project Cost | 9,120,239 | Design Award Date | 1/18/2011 |
| Total Project Funded | 1,273,567 | Awarded Construction Cost | _____ |
| Total Project Unfunded | 7,846,672 | Council Award Date | _____ |

Funding Allocation

| Funding Source(s) | Expenses as of 02/28/15 | Remaining Budget | Fiscal 2015/16 | Plan 2016/17 | Plan 2017/18 | Plan 2018/19 | Plan Beyond 2019 |
|-------------------|-------------------------|------------------|----------------|--------------|--------------|--------------|------------------|
| Series AD Bonds | 147,427 | 1,102,573 | | | | | |
| Measure R Fund | 23,567 | | | | | | |
| | | | | | | | |
| | | | | | | | |
| | | | | | | | |
| | | | | | | | |
| Total | 170,994 | 1,102,573 | - | - | - | - | - |

| | |
|---------------------------------------|-----------|
| Pending Unfunded Project Costs | 7,846,672 |
|---------------------------------------|-----------|

Project Location



Before Construction



CITY OF POMONA
Capital Improvement Program Project Details

Project Title: **Street Improvements - Citywide (CDBG) (FY 15-16 - FY 17-18)**

Project Description: This project will provide for the rehabilitation of residential street segments within CDBG eligible areas. Improvements may include either full removal followed by pavement section reconstruction, asphalt pavement surface removal and replacement, or a combination of each accompanied by appurtenant curb, gutter, sidewalk, ramps and related work. Priority locations include: D2: streets south of Rio Rancho Rd., D3: 9th St. (Towne Ave to Reservoir St.), Franklin Ave (Garey Ave to Towne Ave), Lexington Ave (Garey Ave to Towne Ave), West end of Penmar Lane and others TBD, D4: TBD, D5: Dennison St.(Goldenrod Pl. to Brea Canyon Rd.) and Westmost Ave (9th St. to Mission Blvd.); D6: Cadillac Dr./Tate St. area - all as funds allow.

Project Number:
 428-2590-XXXX-64807

Department / Division
 PW/Engineering

| | | | |
|--|---|---|---|
| Council District: <input type="checkbox"/> -1 <input type="checkbox"/> -2 <input type="checkbox"/> -3 <input type="checkbox"/> -4 <input type="checkbox"/> -5 <input type="checkbox"/> -6 <input checked="" type="checkbox"/> Citywide <input checked="" type="checkbox"/> Council Request | Project Status: <input checked="" type="checkbox"/> Pending <input type="checkbox"/> RFP prepared <input type="checkbox"/> In design <input type="checkbox"/> Out to Bid <input type="checkbox"/> Under Construction <input type="checkbox"/> Construction Completed | Project/Construction Management City PM: Matt Pilarz Design: CM: Contractor: | Origination Yr: FY15/16 Yr Amended: N/A % Completed: 0% |
|--|---|---|---|


| Estimated Project Cost: | | Project Impact Information: | |
|---------------------------------------|------------------|---|----------------------------|
| <i>Cost by Project Categorization</i> | <i>Cost</i> | <i>Impact on Future Operating Costs</i> | |
| Land Acquisition / Right of Way | | Increase <input type="checkbox"/> | Annual Amt \$ _____ |
| Design (CM / Engineer / Staff) | 423,567 | Decrease <input type="checkbox"/> | Annual Amt \$ _____ |
| Construction Contract | 1,915,638 | Minimal <input checked="" type="checkbox"/> | Chg'd to fund # <u>208</u> |
| Other - Geotech, Survey, Environ | 60,000 | Design Award Cost | _____ |
| Total Project Cost | 2,399,205 | Design Award Date | _____ |
| Total Project Funded | 430,677 | Awarded Construction Cost | _____ |
| Total Project Unfunded | 1,968,528 | Council Award Date | _____ |

Funding Allocation

| Funding Source(s) | Expenses as of 02/28/15 | Remaining Budget | Fiscal 2015/16 | Plan 2016/17 | Plan 2017/18 | Plan 2018/19 | Plan Beyond 2019 |
|-------------------|----------------------------|---------------------|-------------------|-----------------|-----------------|-----------------|---------------------|
| CDBG (112-64807) | | | 124,477 | | | | |
| CDBG (113-64807) | | | 109,016 | | | | |
| CDBG (114-64807) | | | 50,000 | | | | |
| CDBG (115-64807) | | | 44,912 | | | | |
| CDBG (117-64807) | | | 102,272 | | | | |
| Total | - | - | 430,677 | - | - | - | - |

| | | | | | | | |
|-------------------------------|--|--|--|---------|-----------|--|--|
| Pending | | | | | | | |
| Unfunded Project Costs | | | | 814,777 | 1,153,751 | | |

Project Location



CITY OF POMONA
Capital Improvement Program Project Details

Project Title: **Streetscape - Downtown Area**

Project Description: This project will provide the design and construction of various improvements including landscaping, hardscaping, intersectional and other functional, as well as, aesthetic elements which will improve both pedestrian mobility and vehicular circulation throughout the Central Business District (CBD).

Project Number:
480-6725-XXXX-72042

Department / Division
Successor Agency/PW/Eng

On hold pending resolution of RDA/Successor Agency availability of funds.

| | | | |
|---|---|---|---|
| Council District: <input checked="" type="checkbox"/> -1 <input checked="" type="checkbox"/> -2 <input type="checkbox"/> -3 <input checked="" type="checkbox"/> -4 <input type="checkbox"/> -5 <input type="checkbox"/> -6 <input type="checkbox"/> Citywide <input type="checkbox"/> Council Request | Project Status: <input checked="" type="checkbox"/> Pending <input type="checkbox"/> RFP prepared <input type="checkbox"/> In design <input type="checkbox"/> Out to Bid <input type="checkbox"/> Under Construction <input type="checkbox"/> Construction Completed | Project/Construction Management City PM: Matt Pilarz Design: CM: Contractor: | Origination Yr: FY01/02 Yr Amended: FY09/10 % Completed: 1% |
|---|---|---|---|

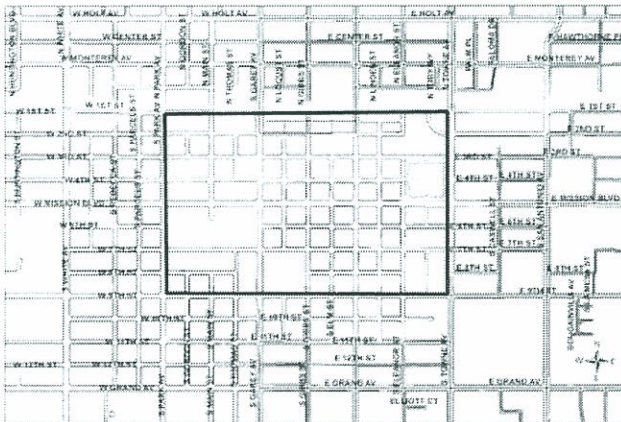
| | | | |
|---------------------------------------|------------------|---|---------------------|
| Estimated Project Cost: | | Project Impact Information: | |
| <i>Cost by Project Categorization</i> | <i>Cost</i> | <i>Impact on Future Operating Costs</i> | |
| Land Acquisition / Right of Way | | Increase <input type="checkbox"/> | Annual Amt \$ _____ |
| Design (CM / Engineer / Staff) | 456,000 | Decrease <input type="checkbox"/> | Annual Amt \$ _____ |
| Construction Contract | 720,000 | Minimal <input checked="" type="checkbox"/> | Chg'd to fund # 208 |
| Other - Geotech, Survey, Environ | 24,000 | Design Award Cost | _____ |
| Total Project Cost | 1,200,000 | Design Award Date | _____ |
| Total Project Funded | 214,750 | Awarded Construction Cost | _____ |
| Total Project Unfunded | 985,250 | Council Award Date | _____ |

Funding Allocation

| Funding Source(s) | Expenses as of 02/28/14 | Remaining Budget | Fiscal 2015/16 | Plan 2016/17 | Plan 2017/18 | Plan 2018/19 | Plan Beyond 2019 |
|-------------------|-------------------------|------------------|----------------|--------------|--------------|--------------|------------------|
| Series "AD" Bonds | 17,850 | 196,900 | | | | | |
| | | | | | | | |
| | | | | | | | |
| | | | | | | | |
| | | | | | | | |
| Total | 17,850 | 196,900 | - | - | - | - | - |

| | |
|---------------------------------------|----------------|
| Pending Unfunded Project Costs | 985,250 |
|---------------------------------------|----------------|

Project Location



Streetscape - Downtown Area

Before Construction



Unfunded Projects



CITY OF POMONA
Capital Improvement Program
Unfunded Street Projects

| Council Request | Council District | Project Title | Project Description | Estimated Cost | Origination Year |
|------------------------|-------------------------|---|--|-----------------------|-------------------------|
| | Citywide | Alley Improvements - Citywide | Construction of alley improvements in non-CDBG areas including asphalt pavement, concrete "V" gutters, manhole adjustments, alley approaches directional curb ramps, grading and removals | 17,700,000 | FY 11-12 |
| * | Citywide | Alley Improvements - Citywide (CDBG) (FY 14-15 - FY 16-17) | Provide for construction of alley improvements at CDBG eligible locations citywide | 1,985,000 | FY 14-15 |
| | Citywide | Bridge Rehabilitation Program – Phase II | Rehabilitate 6 deteriorating bridges citywide, with work done by LA County. Project cost being shared by City and Federal and State Agencies | 248,600 | FY 15-16 |
| * | 6 | Median Landscaping - Arrow Highway (W.C.L. to westerly of Orange Grove Ave) | Provide for landscaping and irrigation to existing island medians to include trees, shrubs, turf, riverbed rock and irrigation | 1,052,156 | FY 03-04 |
| | 5 | Median Landscaping - Mission Boulevard (SR-71 to Temple Ave) | Construction of raised curb medians on Mission Blvd from SR-71 to Temple Ave to include median curb/gutter, landscaping, riverbed rock, irrigation, striping and traffic control | 1,888,726 | FY 03-04 |
| | 3 | Pedestrian Access Ramp Removal and Wall Replacement – Norval Street | Remove existing pedestrian access ramp located at the end of Norval Street cul-de-sac and replace approximately 80 feet of adjacent block wall | 94,000 | FY 15-16 |
| * | 3 | Sidewalks - District 3 (Missing Links) | Construct sidewalks where there are missing links in non-CDBG eligible areas in District 3 | 1,500,000 | FY 05-06 |
| * | 2 | Sidewalks - Huntington Street, Phillips Boulevard and Muir Avenue | Construction of missing sidewalk segments at the following: #33, Huntington St, Phillips Blvd to Muir Ave; #41, south side Phillips Blvd west of Garey Ave; and other locations to be determined | 150,000 | FY 06-07 |
| * | 6 | Street Improvements - Aliso Street (Garey Ave to Windsor Pl) | Provide for missing street improvements on the north side of Aliso St, new pavement construction, curb, gutter, sidewalk, drive approach, and alley access ramps | 250,000 | FY 09-10 |

CITY OF POMONA
Capital Improvement Program
Unfunded Street Projects

| Council Request | Council District | Project Title | Project Description | Estimated Cost | Origination Year |
|------------------------|-------------------------|--|---|-----------------------|-------------------------|
| | 6 | Street Improvements - Artesia Street (Alameda St to Berkeley Ave) | Provide for the construction of p.c.c. gutter plate, curb/gutter, sidewalk, curb ramps, drive approaches and pavement overlay | 430,500 | FY 07-08 |
| | 6 | Street Improvements – Berkeley Avenue (Willow St to Artesia St) | Provide for street improvements on Berkeley Ave from Willow St to Artesia St | 392,800 | FY 07-08 |
| | 1 | Street Improvements - Breon Street Intersection (Pavilion Dr) | Provide for the construction of curb, gutter, sidewalk, curb ramps, cross gutter, spandrel and a.c. pavement to improve drainage of storm run-off | 120,000 | FY 09-10 |
| | 2 | Street Improvements - Cypress Street (Mission Blvd to 7 th St) (Phase II) | Provide for street improvements on Cypress Street from Mission Blvd to 7 th St. Curb ramps, curb, gutter, sidewalks, drive approaches, alley intersections, asphalt pavement/pavement overlay, fence relocation, and block wall relocation | 280,000 | FY 08-09 |
| | 4 | Street Improvements - Densmore Street | Provide for street improvements on Densmore St at the intersection of Alvarado St. Improvements to include new pavement construction, curb, gutter, sidewalk, drive approach, cross gutter and spandrel and curb access ramps | 220,000 | FY 09-10 |
| * | 2 | Street Improvements - Eleanor Street (6 th St to 7 th St) | Construction of street improvements on Eleanor Avenue from 6 th St to 7 th St | 260,000 | FY 06-07 |
| | 3 | Street Improvements - Ellen Place and Notre Dame Avenue | Roadway resurfacing on Ellen Place from Marquette Avenue to Reservoir Street, and on Notre Dame Avenue from County Road to Ellen Place | 350,000 | FY 02-03 |
| * | 4 | Street Improvements - Garfield Avenue (Garey Ave to Palomares St) | Provide street improvements on Garfield Ave from Garey Ave to Palomares St | 580,000 | FY 03-04 |
| | 3 | Street Improvements - La Mesa Street (7 th St to 9 th St) | Provide for street improvements on La Mesa Street | 420,000 | FY 02-03 |
| * | 1 | Street Improvements - Laurel Avenue (Dudley St to Hamilton Blvd) | Provide for street improvements on Laurel Ave from Dudley St to Hamilton Blvd | 410,800 | FY 08-09 |
| * | 1 | Street Improvements - Laurel Avenue (Erie St to Dudley St) | Provide for street improvements on Laurel Ave from Erie St to Dudley St | 282,000 | FY 08-09 |
| | 2 | Street Improvements - Linden Street (6 th St to 11 th St) (Phase II) | Provide for street improvements on Linden St from 6 th St to 11 th St. Curb, gutters, sidewalks, drive approaches, curb ramps, p.c.c. alley intersections, relocation of fencing, a.c. pavement and a.c. pavement overlay | 855,000 | FY 08-09 |

CITY OF POMONA
Capital Improvement Program
Unfunded Street Projects

| Council Request | Council District | Project Title | Project Description | Estimated Cost | Origination Year |
|------------------------|-------------------------|--|--|-----------------------|-------------------------|
| * | 2 | Street Improvements - Main Street (12 th St to Grand Ave) | Provide for street improvements on Main Street from 12 th St to Grand Ave | 190,000 | FY 08-09 |
| * | 1 | Street Improvements - Union Avenue (Mt Vernon Ave to Holt Ave) | Street improvements on Union Ave from Mt. Vernon Ave to Holt Ave. Improvements will include new pavement construction, pavement overlay, curbs, gutter, drive approach, curb ramps, sidewalk, adjustment of utility covers to grade and striping | 875,000 | FY 06-07 |
| | 1 | Street Improvements - White Avenue Off-Ramp at I-10 | Extending the I-10 off-ramp at White Avenue in the easterly direction through vacant land onto White Ave to create an intersection | 3,350,000 | FY 03-04 |
| * | 2 | Street Rehabilitation - Archwood Drive (Prospect Dr to Fremont St) | Provide for rehabilitation including construction of PCC curbs and driveways within existing right-of-way | 480,000 | FY 03-04 |
| * | 2 | Street Rehabilitation – Fourth Street (Rebecca St to Cypress St) | Provide for rehabilitation of 4 th St from Rebecca St to Cypress St including pavement rehab, curb, gutters, sidewalks, drive approaches and curb ramps as required | 245,600 | FY 07-08 |
| | 1,4,6 | Street Rehabilitation - Garey Avenue (Foothill Blvd to Holt Ave) | Provide cold milling, removal and replacement of pavement and base, adjustment to grade of manhole covers and water gate valve covers, striping/legends/marker replacement, and asphalt pavement overlay | 4,211,000 | FY 09-10 |
| | Citywide | Street Rehabilitation - Intersection Upgrades - Various Locations - Citywide | Provide for rehabilitation of street intersections Citywide. Rehabilitation will include pavement/base removal, replacement with 7” conventional A.C. pavement adjustment of utility covers to grade | 4,105,650 | FY 09-10 |
| * | 5 | Street Rehabilitation - Mission Hills Tract | Provide for pavement rehabilitation for the streets including but not limited to Rancho Laguna Rd, Alta Mira Pl, Los Coyotes Dr, Los Padres Pl and Serra Dr | 775,000 | FY 05-06 |
| | 1 | Street Rehabilitation – Pacific Street, Mercury Circle and Atlantic Street | Removal of existing pavement and base; reconstruction with 5” a.c. pavement and 6” of miscellaneous base material | 1,000,000 | FY 10-11 |
| | 4 | Street Rehabilitation - San Bernardino Avenue (Gibbs St to E.C.L.) | Provide for the street rehabilitation of San Bernardino Ave from Gibbs St to east city limits. | 997,500 | FY 09-10 |

CITY OF POMONA
Capital Improvement Program
Unfunded Street Projects

| Council Request | Council District | Project Title | Project Description | Estimated Cost | Origination Year |
|------------------------|-------------------------|--|--|-----------------------|-------------------------|
| * | 6 | Streetscape - Median Beautification - District 6 (Priority I) | Provide for median beautification on a priority basis as follows: Garey Avenue (Foothill Blvd to I-10 Freeway) | 6,254,000 | FY 03-04 |
| * | 6 | Streetscape – Median Beautification - District 6 (Priority II) | Median beautification on Foothill Blvd (Thompson Creek to Towne Ave). Foothill Blvd is a state highway and is subject to Caltrans approval. There are some existing medians. New medians will have to be constructed from Equation Rd to Towne Ave | 1,150,000 | FY 03-04 |
| | 1,2 | Streetscape/Landscape - White Avenue (from I-10 to Rancho Valley Dr) | Landscaping in the parkways which will include plant material, trees and irrigation, construction of curb ramps and sidewalk on White Ave from I-10 to Rancho Valley Dr | 5,800,000 | FY 03-04 |



THIS PAGE INTENTIONALLY LEFT BLANK

