
Traffic Projects



Five Year Capital Improvement Program

	Page #	Expended as of 2/28/18	Remaining Budget	Adopted 2018/19
Traffic				
~ Funded Projects ~				
Traffic Operations - Communication Upgrade	1	522,113	923,463	127,952
Traffic Signal Improvements - Towne Avenue and Riverside Drive	2	106,469	44,031	-
Traffic Signal - Village Loop Road and Santa Clara Drive	3	306,234	50,766	-
Transit Improvement Program - Citywide (Phase I, II and III)	4	677,468	271,812	-
TSSP Project - Valley Boulevard/Holt Avenue	5	-	-	625,000
Subtotals:		1,612,284	1,290,072	752,952
~ Partially Funded Projects ~				
Bike Path - San Jose Creek	6	-	60,000	-
Traffic Signal Improvements - Battery Backup System	7	-	200,000	-
Traffic Signal Improvements - Towne & Philadelphia and Garey & Philadelphia	8	36,931	51,069	-
Traffic Signal System Improvements - Citywide	9	44,927	18,172	-
Transit Improvement Program - Goldline	10	-	850,000	350,000
Subtotals:		81,858	1,179,241	350,000
~ Unfunded Projects ~				
Streetlights - Citywide (CDBG) (FY 14-15 to FY 16-17)	-	-	-	-
Traffic Signal Controller Cabinet Replacement - Citywide	-	-	-	-
Traffic Signal Improvements - Conduit Replacements	-	-	-	-
Traffic Signal Modifications - Garey Ave (McKinley Ave/10 Fwy WB-On Ramps)	-	-	-	-
Traffic Signal Pole Replacement - Citywide	-	-	-	-
Subtotals:		-	-	-
Traffic Category Totals:		1,694,142	2,469,313	1,102,952

Five Year Capital Improvement Program

Plan 2019/20	Plan 2020/21	Plan 2021/22	Plan Beyond 2022	Total Project Cost	Impact to Future Operating	Project Number
-	-	-	-	1,573,528	Minimal	58382
-	-	-	-	150,500	Minimal	68553
-	-	-	-	357,000	1,200	50405
-	-	-	-	949,280	Minimal	68545
-	-	-	-	625,000	Minimal	76026
-	-	-	-	3,655,308		
-	5,400,000	-	-	5,460,000	Minimal	58072
-	-	682,000	-	882,000	Minimal	68554
617,600	-	-	-	705,600	Minimal	68549
-	-	-	3,936,901	4,000,000	Minimal	76025
550,000	450,000	450,000	4,350,000	7,000,000	Minimal	68559
1,167,600	5,850,000	1,132,000	8,286,901	18,047,600		
500,000	500,000	500,000	405,000	1,905,000	Minimal	64777
-	-	-	3,661,000	3,661,000	Minimal	Unassigned
-	-	-	3,114,000	3,114,000	Minimal	Unassigned
275,000	-	-	-	275,000	Minimal	68550
-	-	-	3,607,000	3,607,000	Minimal	Unassigned
775,000	500,000	500,000	10,787,000	12,562,000		
1,942,600	6,350,000	1,632,000	19,073,901	34,264,908		



THIS PAGE INTENTIONALLY LEFT BLANK



Funded Projects



Capital Improvement Program Project Details

Project Title: **Traffic Operations - Communication Upgrade**

Project Description: This project will provide a fiber link from the Traffic Operations Center (TOC) to the City Yard/Signal Maintenance for a workstation to monitor traffic signals citywide and various communication modems for direct signal connection and improvements to the rooms used to house equipment at the regional transit center. Phase I (Temple Avenue coordination) completed. Phase II (identify and repair existing fiber link) is ongoing. Phase III (Garey Avenue signal timing coordination, bicycle detection, wiring and conduit upgrade, and controller upgrades from Mission Boulevard to County Road). Phase IV; Restore fiber optic connections within the Downtown area.

(Description changed FY 18-19)

Project Number:
245-2590-XXXXX-58382

Department / Division
PW/Trans & Dev

Project Manager
Ron Chan

Council District: - 1 - 2 - 3 - 4 - 5 - 6 Citywide Outside City limits

Project Statistics: Origination Yr: 2008-09 Yr Amended: 2018-19 Changes from Prior Year: No Yes

Financial Requirements:

Funding Summary Total Proj Cost \$ **1,573,528** Total Funded \$ **1,573,528** Total Unfunded \$ **0**

Impact on Future Operating Costs Minimal Increase Decrease Annual Amt \$ - Incr/Decr Charged to Fund # 128/208

Funding Allocation

Funding Source(s)	Restr Fund	YTD Costs as of 2/28/18	Remaining Budget	Fiscal 2018-19	Plan 2019-20	Plan 2020-21	Plan 2021-22	Plan Beyond 2022
Measure R Fund	N	-	100,000	-				
Prop C Fund	N	-	99,000	-				
SB821 (TDA)3 Fund	N	-	106,576	-				
SCAQMD Subvention Fund (AB 2766)	Y	522,113	177,887	127,952				
SCAQMD Local Match 2015 MSRC Grant	Y	-	440,000	-				
Total		522,113	923,463	127,952	-	-	-	-

Pending								
Unfunded								

Project Locations



Capital Improvement Program Project Details

Project Title: **Traffic Signal Improvements - Towne Avenue and Riverside Drive**

Project Description: This project consists of installing left-turn phasing for eastbound direction, restriping, a video detection system and pedestrian countdown display. This will be a joint effort with San Bernardino County as a portion of Riverside Drive is in their jurisdiction.

Project Number: 428-2590-XXXXX-68553
Department / Division PW/Engineering
Project Manager Ron Chan

Council District: - 1 - 2 - 3 - 4 - 5 - 6 Citywide Outside City limits

Project Statistics: Origination Yr: 2016-17 Yr Amended: N/A Changes from Prior Year: No Yes

Financial Requirements:

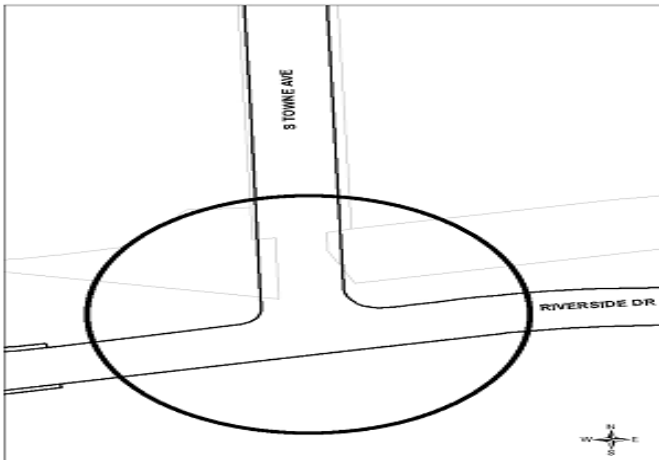
Funding Summary Total Proj Cost \$ **150,500** Total Funded \$ **150,500** Total Unfunded \$ **0**

Impact on Future Operating Costs Minimal Increase Decrease Annual Amt \$ - Incr/Decr Charged to Fund # 128/208

Funding Allocation

Funding Source(s)	Restr Fund	YTD Costs as of 2/28/18	Remaining Budget	Fiscal 2018-19	Plan 2019-20	Plan 2020-21	Plan 2021-22	Plan Beyond 2022
Prop C Fund	N	106,469	44,031	-				
Total		106,469	44,031	-	-	-	-	-
Pending								
Unfunded								

Project Location



Capital Improvement Program Project Details

Project Title: **Traffic Signal - Village Loop Road and Santa Clara Drive**

Project Description: This project will construct a new traffic signal at the intersection of Village Loop Road and Santa Clara Drive. Signal warrant analysis indicates location should have a traffic signal.

Project Number:
419-2590-XXXXX-50405

Department / Division
PW/Trans & Dev

Project Manager
Ron Chan

Council District: - 1 - 2 - 3 - 4 - 5 - 6 Citywide Outside City limits

Project Statistics: Origination Yr: **2003-04** Yr Amended: **2016-17** Changes from Prior Year: No Yes

Financial Requirements:

Funding Summary Total Proj Cost \$ **357,000** Total Funded \$ **357,000** Total Unfunded \$ **0**

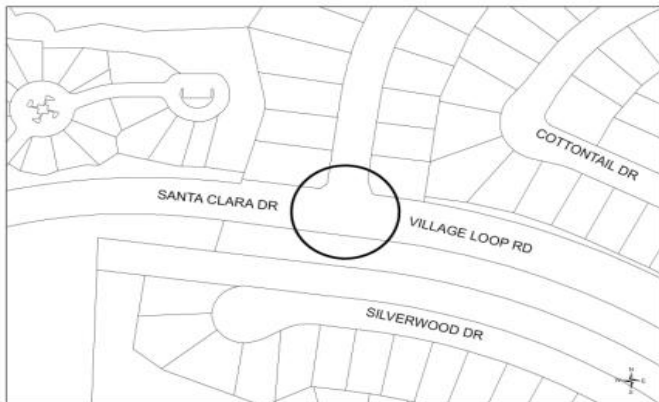
Impact on Future Operating Costs Minimal Increase Decrease Annual Amt \$ 1,200 Incr/Decr Charged to Fund # 128/208

Funding Allocation

Funding Source(s)	Restr Fund	YTD Costs as of 2/28/18	Remaining Budget	Fiscal 2018-19	Plan 2019-20	Plan 2020-21	Plan 2021-22	Plan Beyond 2022
Measure R Fund	N	99,234	50,766	-				
Series "AL/AM" Bonds	Y	207,000	-	-				
Total		306,234	50,766	-	-	-	-	-

Pending								
Unfunded								

Project Location



Traffic Signal - Village Loop Road and Santa Clara Drive

Before Construction



Capital Improvement Program Project Details

Project Title: **Transit Improvement Program - Citywide (Phase I, II and III)**

Project Description: This project will ultimately provide for the installation of bus benches, bench pads, bus pads, bus shelters, signs, trash receptacles, sidewalks and related improvements at various locations to meet ADA regulations. The work will include the removal of non-conforming benches and trash receptacles, construction of sidewalk and the installation of new bus benches and trash receptacles (60) at various locations along Foothill Transit Routes 195 & 291. An additional 180 bus benches and trash receptacles will be installed on the remaining Foothill Transit Route #'s: 187, 197, 286, 292, 480, 492, 690, 852, 853, 854 & 855.

Phase I: 28 stops completed. Phase II: 12 stops completed. Phase III: 10 stops.

Project Number: 216-2590-XXXXX-68545
Department / Division PW/Trans & Dev
Project Manager Matt Pilarz

Council District: - 1 - 2 - 3 - 4 - 5 - 6 Citywide Outside City limits

Project Statistics: Origination Yr: 2011-12 Yr Amended: 2015-16 Changes from Prior Year: No Yes

Financial Requirements:

Funding Summary Total Proj Cost \$ **949,280** Total Funded \$ **949,280** Total Unfunded \$ **0**

Impact on Future Operating Costs Minimal Increase Decrease Annual Amt \$ _____ - Incr/Decr Charged to Fund # 216

Funding Allocation

Funding Source(s)	Restr Fund	YTD Costs as of 2/28/18	Remaining Budget	Fiscal 2018-19	Plan 2019-20	Plan 2020-21	Plan 2021-22	Plan Beyond 2022
Bus Stop Enhancement Program (BSEP) Grant Fund (I & II)	Y	70,000	-	-				
Bus Stop Enhancement Program (BSEP) Grant Fund (III)	Y	-	35,000	-				
Prop A Fund	N	593,188	236,812	-				
Reimbursement	Y	14,280	-	-				
Total		677,468	271,812	-	-	-	-	-

Pending

Unfunded

Before Construction



After Construction



Capital Improvement Program Project Details

Project Title: **TSSP Project - Valley Boulevard/Holt Avenue**

Project Description: Joint project with LA County to improve traffic flow along the Valley Boulevard/Holt Avenue (Lemon Avenue to Mills Avenue) Traffic Signal Synchronization Project (TSSP). The typical TSSP project involves upgrading all the traffic signals along a route to keep the signals synchronized, placing vehicle detectors in the pavement to detect the presence of vehicles, coordinating the timing of the signals between successive intersections, and automatically adjusting the traffic signals to facilitate the movement of vehicles through the intersections. The TSSP project also improves traffic signal operations by upgrading each traffic signal to Federal and State standards and installing the appropriate components to enable each signal to be capable of time-based coordination. LA County is the lead agency. City cost share will be 20% local match of the engineer's estimate.

Project Number: 428-2590-XXXXX-76026
Department / Division PW/Engineering
Project Manager Ron Chan

Council District: - 1 - 2 - 3 - 4 - 5 - 6 Citywide Outside City limits

Project Statistics: Origination Yr: 2018-19 Yr Amended: N/A Changes from Prior Year: No Yes

Financial Requirements:

Funding Summary Total Proj Cost \$ **625,000** Total Funded \$ **625,000** Total Unfunded \$ **0**

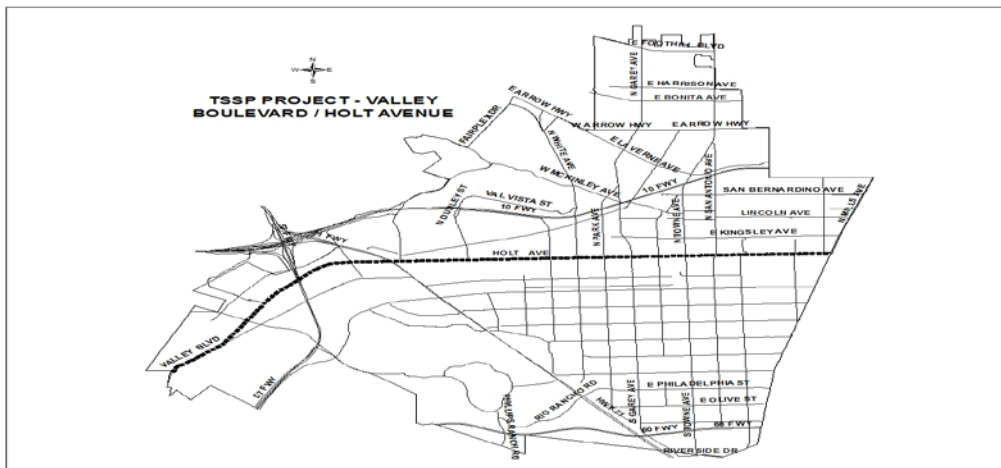
Impact on Future Operating Costs Minimal Increase Decrease Annual Amt \$ _____ Incr/Decr Charged to Fund # _____

Funding Allocation

Funding Source(s)	Restr Fund	YTD Costs as of 2/28/18	Remaining Budget	Fiscal 2018-19	Plan 2019-20	Plan 2020-21	Plan 2021-22	Plan Beyond 2022
Prop C Fund	N	-	-	434,852				
SCAQMD Fund	Y	-	-	190,148				
Total		-	-	625,000	-	-	-	-

Pending Unfunded

Project Location





Partially Funded Projects



Capital Improvement Program Project Details

Project Title: **Bike Path - San Jose Creek**

Project Description: This project is for the development of a bicycle path along the San Jose Creek from a point between the westerly City limits and Temple Avenue to I-10. Current project budget is to support coordination with Los Angeles County and San Gabriel Valley Council of Governments for grants.

Project Number:
428-2590-XXXXX-58072

Department / Division
PW/Engineering

Project Manager
Matt Pilarz

Council District: -1 -2 -3 -4 -5 -6 Citywide Outside City limits

Project Statistics: Origination Yr: 2014-15 Yr Amended: 2015-16 Changes from Prior Year: No Yes

Financial Requirements:

Funding Summary Total Proj Cost \$ **5,460,000** Total Funded \$ **60,000** Total Unfunded \$ **5,400,000**

Impact on Future Operating Costs Minimal Increase Decrease Annual Amt \$ _____ - Incr/Decr Charged to Fund # 272

Funding Allocation

Funding Source(s)	Restr Fund	YTD Costs as of 2/28/18	Remaining Budget	Fiscal 2018-19	Plan 2019-20	Plan 2020-21	Plan 2021-22	Plan Beyond 2022
SB821 (TDA) Fund	N	-	60,000	-				
Total		-	60,000	-	-	-	-	-
Pending								
Unfunded						5,400,000		

Project Location

Bike Path - San Jose Creek



Before Construction



Capital Improvement Program Project Details

Project Title: **Traffic Signal Improvements - Battery Backup System**

Project Description: This project consists of installing battery backup system (BBS) to traffic signal controllers. The BBS will provide backup electricity in the event electrical power is interrupted. This is a key component to reduce or prevent blackouts during unexpected power outages.

Project Number:
428-2590-XXXXX-68554

Department / Division
PW/Trans & Dev

Project Manager
Ron Chan

Council District: -1 -2 -3 -4 -5 -6 Citywide Outside City limits

Project Statistics: Origination Yr: 2016-17 Yr Amended: N/A Changes from Prior Year: No Yes

Financial Requirements:

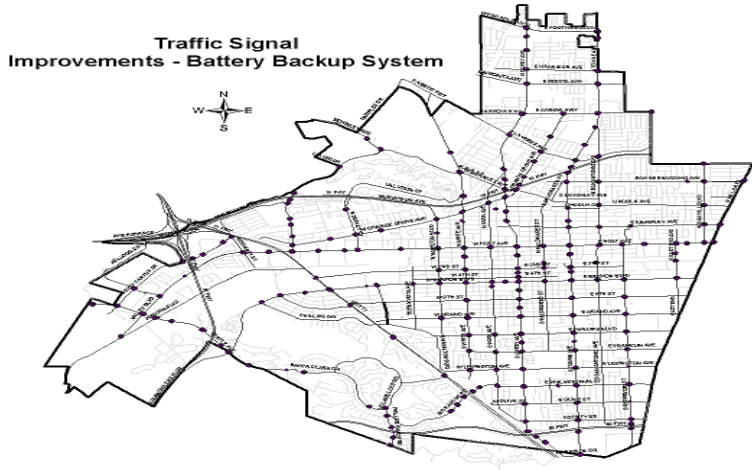
Funding Summary Total Proj Cost \$ **882,000** Total Funded \$ **200,000** Total Unfunded \$ **682,000**

Impact on Future Operating Costs Minimal Increase Decrease Annual Amt \$ - Incr/Decr Charged to Fund # 128/208

Funding Allocation

Funding Source(s)	Restr Fund	YTD Costs as of 2/28/18	Remaining Budget	Fiscal 2018-19	Plan 2019-20	Plan 2020-21	Plan 2021-22	Plan Beyond 2022
Prop C Fund	N	-	200,000	-				
Total		-	200,000	-	-	-	-	-
Pending Unfunded							682,000	

Project Location



Capital Improvement Program Project Details

Project Title: **Traffic Signal Improvements - Towne Avenue & Philadelphia Street and Garey Avenue & Philadelphia Street**

Project Description: Phase I of this project consists of preparing engineering design plans for the installation of left-turn phasing for all directions, including the rewiring of the intersection with new conductor cables, controller, service cabinet, a video detection system and pedestrian countdown display. This project is to prepare the plans, specifications and estimates that will result in a shovel-ready project, for Towne Avenue and Philadelphia Street.

Project Number:
428-2590-XXXXX-68549

Phase II: Prepare engineering design plans for the installation of left-turn phasing for east/west directions at Garey Avenue and Philadelphia Street. Construction of project consists of installing left turn phasing (arrows) for east/west directions for Garey Avenue & Philadelphia Street and all directions for Towne Avenue & Philadelphia Street. This project will rewire the intersections with new conductor cables, replacing controllers, service cabinets, video detection systems and pedestrian countdown displays.

Department / Division
PW/Trans & Dev

(Description changed FY 17-18)

Project Manager
Ron Chan

Council District: - 1 - 2 - 3 - 4 - 5 - 6 Citywide Outside City limits

Project Statistics: Origination Yr: 2013-14 Yr Amended: 2017-18 Changes from Prior Year: No Yes

Financial Requirements:

Funding Summary Total Proj Cost \$ **705,600** Total Funded \$ **88,000** Total Unfunded \$ **617,600**

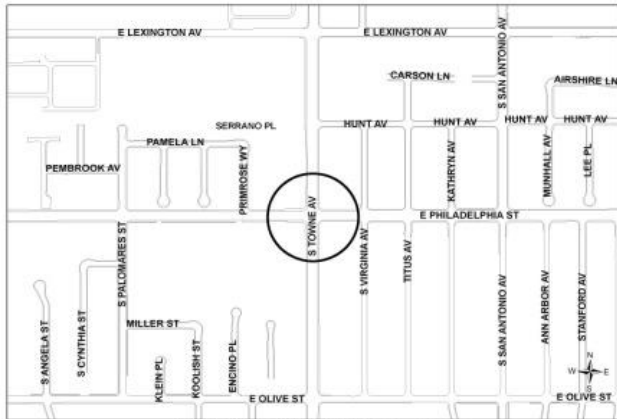
Impact on Future Operating Costs Minimal Increase Decrease Annual Amt \$ _____ - Incr/Decr Charged to Fund # 208

Funding Allocation

Funding Source(s)	Restr Fund	YTD Costs as of 2/28/18	Remaining Budget	Fiscal 2018-19	Plan 2019-20	Plan 2020-21	Plan 2021-22	Plan Beyond 2022
HSIP Grant Fund	Y	-	45,000	-				
Prop C Fund	N	36,931	6,069	-				
Total		36,931	51,069	-	-	-	-	-

Pending Unfunded	HSIP Fed Grant	617,600		
-------------------------	----------------	---------	--	--

Project Location



Traffic Signal Improvements - Towne Avenue and Philadelphia Street

Project Area



Traffic Signal Improvements - Towne Avenue and Philadelphia Street

Capital Improvement Program Project Details

Project Title: **Traffic Signal System Improvements - Citywide**

Project Description: This project provides for Citywide improvements to the City's traffic signals including related work at various locations including, but not limited to, Mission Boulevard from West City Limit to East City Limit, Valley Boulevard/Holt Avenue from West City Limit to East City Limit and Garey Avenue from North City Limit to South City Limit.

Project Number:
418-2590-XXXXX-76025

Department / Division
PW/Trans & Dev

Project Manager
Ron Chan

Council District: -1 -2 -3 -4 -5 -6 Citywide Outside City limits

Project Statistics: Origination Yr: 2011-12 Yr Amended: 2016-17 Changes from Prior Year: No Yes

Financial Requirements:

Funding Summary Total Proj Cost \$ **4,000,000** Total Funded \$ **63,099** Total Unfunded \$ **3,936,901**

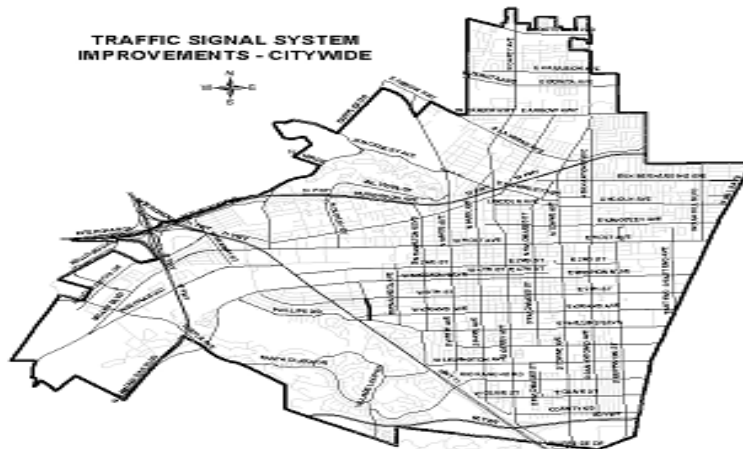
Impact on Future Operating Costs Minimal Increase Decrease Annual Amt \$ - Incr/Decr Charged to Fund # 128/208

Funding Allocation

Funding Source(s)	Restr Fund	YTD Costs as of 2/28/18	Remaining Budget	Fiscal 2018-19	Plan 2019-20	Plan 2020-21	Plan 2021-22	Plan Beyond 2022
SCAQMD Subvention Fund (AB 2766)	N	44,927	18,172	-				
Total		44,927	18,172	-	-	-	-	-

Pending								
Unfunded								3,936,901

Project Locations



Capital Improvement Program Project Details

Project Title: **Transit Improvement Program - Goldline**

Project Description: This Project proposes improvements at the north Pomona Station in conjunction with the Metro GoldLine Project. Additionally, the project proposes various improvements at the Down Town Transit Center Station and locations Citywide that provide transit related infrastructure improvements.

Project Number:
428-2590-XXXXX-68559

Department / Division
PW/Trans & Dev

Project Manager
Matt Pilarz

(Project name changed FY 2018-19)

Council District: - 1 - 2 - 3 - 4 - 5 - 6 Citywide Outside City limits

Project Statistics: Origination Yr: 2017-18 Yr Amended: 2018-19 Changes from Prior Year: No Yes

Financial Requirements:

Funding Summary Total Proj Cost \$ **7,000,000** Total Funded \$ **1,200,000** Total Unfunded \$ **5,800,000**

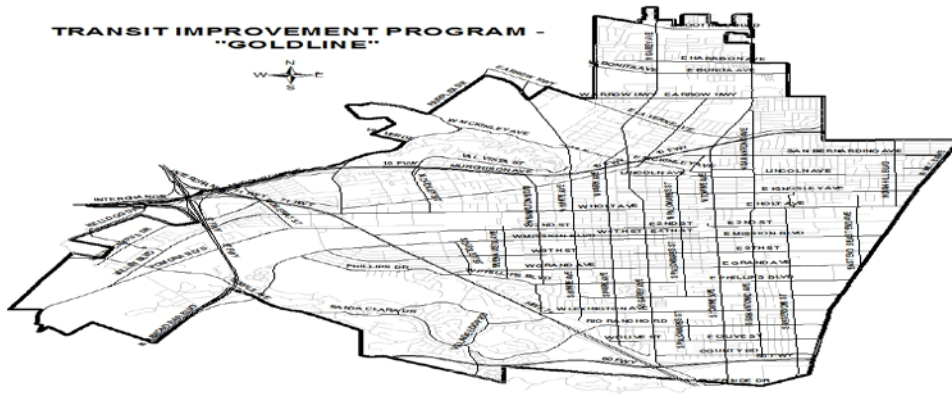
Impact on Future Operating Costs Minimal Increase Decrease Annual Amt \$ - Incr/Decr Charged to Fund # 216

Funding Allocation

Funding Source(s)	Restr Fund	YTD Costs as of 2/28/18	Remaining Budget	Fiscal 2018-19	Plan 2019-20	Plan 2020-21	Plan 2021-22	Plan Beyond 2022
Prop A Fund	Y	-	850,000	350,000				
Total		-	850,000	350,000	-	-	-	-

Pending Unfunded					550,000	450,000	450,000	4,350,000
-------------------------	--	--	--	--	---------	---------	---------	-----------

Project Location



Unfunded Projects



CITY OF POMONA
Capital Improvement Program
Unfunded Traffic Projects

Council Request	Council District	Project Title	Project Description	Estimated Cost	Origination Year
*	Citywide	Streetlights – Citywide (CDBG) (FY 14-15 - FY 16-17)	Installation of streetlights in CDBG eligible areas citywide on a priority basis	1,905,000	FY 14-15
	Citywide	Traffic Signal Controller Cabinet Replacement - Citywide	Preparing engineering design plans for replacing older and smaller traffic signal cabinets and controllers that are not to current standards citywide	3,661,000	FY 17-18
	3	Traffic Signal Improvements – Conduit Replacements	Replacement of corroded and/or undersized underground conduits throughout signalized intersections citywide	3,114,000	FY 16-17
	6	Traffic Signal Modifications – Garey Avenue (McKinley Ave/10 Freeway WB-On Ramps)	Coordination of City with Caltrans for design to expedite project completion which includes traffic signal upgrade at McKinley Ave/10 Freeway Westbound on ramp to an east/west split phase operation	275,000	FY 13-14
	Citywide	Traffic Signal Pole Replacement - Citywide	Preparation of engineering design plans for replacing outdated traffic signal poles that are not to current standards	3,607,000	FY 17-18