
Sewer Projects



Five Year Capital Improvement Program

	Page #	Expended as of 2/29/20	Remaining Budget	Adopted 2020/21
Sewer				
~ Funded Projects ~				
Sewer Force Mains - Pumping Plants 1, 2 and 3 Design	1	158,037	61,963	-
Sewer Main Replacements - Design	2	29,615	570,385	-
Sewer Pipeline Replacement - Citywide (Phase IV)	3	4,149,859	422,530	-
Sewer Category Totals:		4,337,511	1,054,878	-

Plan 2021/22	Plan 2022/23	Plan 2023/24	Plan Beyond 2024	Total Project Cost	Impact to Future Operating	Project Number
-	-	-	-	220,000	Minimal	86023
-	-	-	-	600,000	Minimal	86025
-	-	-	-	4,572,389	Minimal	86022
-	-	-	-	5,392,389		



THIS PAGE INTENTIONALLY LEFT BLANK





Funded Projects



Capital Improvement Program Project Details

Project Title: **Sewer Force Mains - Pumping Plants 1, 2 and 3 Design**

Project Description: This project provides for the design of redundant force mains for Pumping Plants 1, 2 and 3 to make the force mains eligible for transfer to the County Sanitation Districts of Los Angeles (LACSD). Ownership of the City's four sewer Pumping Plants and the force mains associated with Pumping Plant No. 4 was transferred to the LACSD in April 2013. The force mains for Pumping Plants 1, 2 and 3 were constructed in 1967, 1995 and 2002, respectively. Transferring these facilities will eliminate the City's future maintenance and capital costs for operation.

Project Number:
586-2565-XXXXX-86023

Department
Water Resources

Project Manager
Chris Diggs

Council District: - 1 - 2 - 3 - 4 - 5 - 6 Citywide Outside City limits

Project Statistics: Origination Yr: **2013-14** Yr Amended: **N/A** Changes from Prior Year: No Yes

Financial Requirements:

Funding Summary Total Proj Cost \$ **220,000** Total Funded \$ **220,000** Total Unfunded \$ **0**

Impact on Future Operating Costs Minimal Increase Decrease Annual Amt \$ _____ - Incr/Decr Charged to Fund # **581**

Funding Allocation

Funding Source(s)	Restr Fund	YTD Costs as of 2/29/20	Remaining Budget	Fiscal 2020-21	Plan 2021-22	Plan 2022-23	Plan 2023-24	Plan Beyond 2024
Series "BA" Bond Proceeds	N	113,653	-	-				
Series "BH (BA)" Bond Proceeds	N	44,384	61,963	-				
Total		158,037	61,963	-	-	-	-	-
Pending								
Unfunded								

Project Location



Capital Improvement Program Project Details

Project Title: **Sewer Main Replacements - Design**

Project Description: This project will provide for the design phase of the over 20 segments of sewer mainline pipe and other adjacent street mains Citywide. Pipeline replacements are established based on an operational high priority red flag criterion. The segments of sewer pipes which will be designed were identified thru the City sewer operations staff CCTV inspection and cleaning program efforts.

(Description changed FY 18-19)

(Project title changed FY 19-20)

Project Number:
428-2590-XXXXX-86025

Department
Water Resources

Project Manager
Chris Diggs

Council District: - 1 - 2 - 3 - 4 - 5 - 6 Citywide Outside City limits

Project Statistics: Origination Yr: **2016-17** Yr Amended: **2019-20** Changes from Prior Year: No Yes

Financial Requirements:

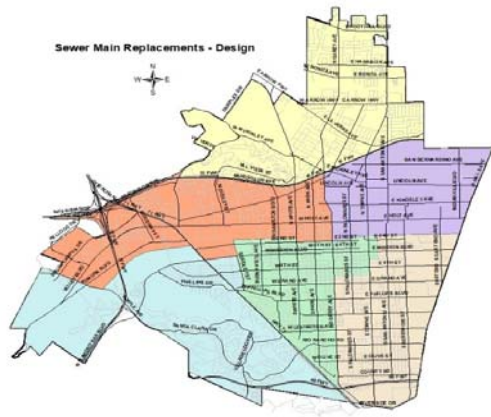
Funding Summary Total Proj Cost \$ **600,000** Total Funded \$ **600,000** Total Unfunded \$ **0**

Impact on Future Operating Costs Minimal Increase Decrease Annual Amt \$ _____ - Incr/Decr Charged to Fund # **581**

Funding Allocation

Funding Source(s)	Restr Fund	YTD Costs as of 2/29/20	Remaining Budget	Fiscal 2020-21	Plan 2021-22	Plan 2022-23	Plan 2023-24	Plan Beyond 2024
Sewer Fund	N	29,615	570,385	-				
Total		29,615	570,385	-	-	-	-	-
Pending								
Unfunded								

Project Location



Capital Improvement Program Project Details

Project Title: **Sewer Pipeline Replacement - Citywide (Phase IV)**

Project Description: This project provides for the replacement of sewer mains identified as Priority 3 projects from the Citywide Closed Circuit Television (CCTV) Report and confirmed by City CCTV crews. This project will replace up to 10,000 lineal feet of sewer mains.

Project Number:
586-2565-XXXXX-86022

Department
Water Resources

Project Manager
Chris Diggs

Council District: - 1 - 2 - 3 - 4 - 5 - 6 Citywide Outside City limits

Project Statistics: Origination Yr: **2013-14** Yr Amended: **2014-15** Changes from Prior Year: No Yes

Financial Requirements:

Funding Summary Total Proj Cost \$ **4,572,389** Total Funded \$ **4,572,389** Total Unfunded \$ **0**

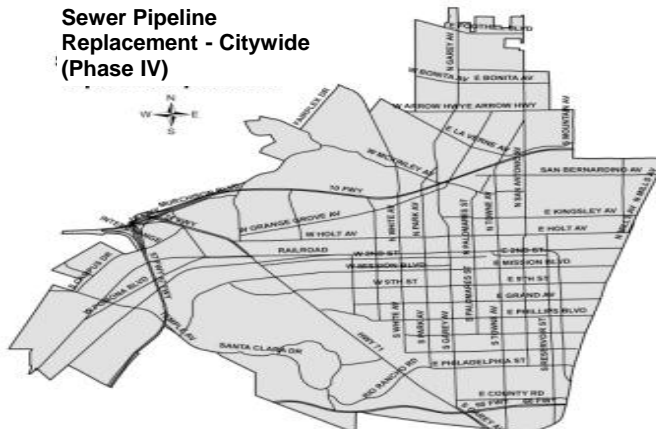
Impact on Future Operating Costs Minimal Increase Decrease Annual Amt \$ _____ - Incr/Decr Charged to Fund # **581**

Funding Allocation

Funding Source(s)	Restr Fund	YTD Costs as of 2/29/20	Remaining Budget	Fiscal 2020-21	Plan 2021-22	Plan 2022-23	Plan 2023-24	Plan Beyond 2024
Series "BA" Bond Proceeds	N	1,315,289	-	-				
Series "BB/BD" Bond Proceeds	N	7,100	-	-				
Sewer Fund	N	2,827,470	422,530	-				
Total		4,149,859	422,530	-	-	-	-	-
Pending								
Unfunded								


Project Location

Sewer Pipeline Replacement - Citywide (Phase IV)






Partially Funded Projects





No Projects
In This Section





Unfunded Projects





No Projects
In This Section

