

CITY OF POMONA

Revenue / Expenditure Report - 3 Year History

101	General Fund	2021-2022	2022-2023	2023-2024	2023-2024	%	2023-2024	%	2024-2025	%
		ACTUALS	ACTUALS	BUDGET	ACTUALS THRU 03/31/2024	ACTUALS/ BUDGET	YEAR-END ESTIMATE	YR END/ BUDGET	BUDGET	BUDGET CHANGE

0000	ALL DEPARTMENTS									
40010	Secured Property Tax	18,752,358.30	21,131,684.97	21,731,000	11,834,809.62	54%	21,702,479	100%	22,000,000	1%
40013	Property Tax In-Lieu of VLF	19,146,146.00	21,016,570.00	22,158,000	10,938,656.00	49%	22,028,921	99%	22,750,000	3%
40014	SB211 Pass Thru	1,592,070.44	1,774,489.31	1,765,000	989,009.87	56%	1,872,221	106%	1,950,000	10%
40017	Residual RPTTF Revenue	1,860,834.92	2,511,096.00	3,000,000	1,316,502.80	44%	3,200,000	107%	3,100,000	3%
40020	Unsecured Property Tax	748,679.14	693,708.70	670,000	587,269.45	88%	610,000	91%	698,000	4%
40027	Homeowners Exemption	84,902.39	86,065.07	87,000	12,350.13	14%	87,000	100%	87,000	0%
40030	Prior Yr & Supplementals	822,395.45	657,156.79	651,000	177,834.72	27%	651,000	100%	600,000	8-%
40031	Property Tax Penalties	63,811.54	70,141.48	48,000	37,228.50	78%	48,000	100%	50,000	4%
	All Property Taxes	43,071,198.18	47,940,912.32	50,110,000	25,893,661.09	0%	50,199,621	102%	51,235,000	2 %
40080	Sales & Use Tax	23,306,538.22	24,055,070.31	23,400,000	10,608,509.37	45%	24,000,000	103%	24,000,000	3%
40086	1/2 Cent Sales Tax - PSAF	2,110,400.87	2,173,905.81	2,214,000	1,272,406.41	57%	2,157,357	97%	2,181,914	1-%
40121	Transaction&Use Tax-Measure P	16,812,736.14	17,394,179.10	16,853,000	8,267,704.36	49%	17,000,000	101%	17,394,000	3%
	All Sales & Use Tax	42,229,675.23	43,623,155.22	42,467,000	20,148,620.14	0%	43,157,357	102%	43,575,914	3 %
40106	Utility Users Tax-Electricity	10,172,032.41	11,993,423.43	12,000,000	8,790,392.60	73%	12,000,000	100%	12,200,000	2%
40107	Utility Users Tax-Gas	2,632,955.48	3,859,985.63	3,900,000	1,433,631.09	37%	3,900,000	100%	3,900,000	0%
40108	Utility Users Tax-Telecomm	2,228,081.51	2,285,131.21	2,300,000	1,556,711.50	68%	2,300,000	100%	2,300,000	0%
40109	Utliity Users Tax-Water	3,028,628.69	3,084,857.15	3,200,000	2,134,590.04	67%	3,200,000	100%	3,200,000	0%
40112	Utility Users Tax-Max/Mini	345,594.00	358,924.00	377,000	376,508.00	100%	376,508	100%	389,686	3%
	All Utility Tax	18,407,292.09	21,582,321.42	21,777,000	14,291,833.23	0%	21,776,508	102%	21,989,686	1 %
40060	Business Licenses	4,591,937.68	4,957,928.85	5,500,000	3,740,335.09	68%	5,500,000	100%	5,800,000	5%
40082	Transient Occupancy Tax	2,593,896.29	3,011,356.53	2,800,000	1,884,766.93	67%	2,800,000	100%	3,100,000	11%
40083	Amusement Tax	4,276.78	1,202.88	2,000	1,134.55	57%	2,200	110%	2,000	0%
40084	Property Transfer Tax	3,429,013.38	2,202,644.90	3,000,000	1,161,101.20	39%	2,000,000	67%	1,300,000	57-%
40145	BusLic SB1186/AB1379 Adm Fe	1,766.82	1,740.98	1,800	808.59	45%	1,800	100%	1,800	0%
40200	Franchise Fees-General	1,913,980.45	2,127,318.74	2,000,000	306,828.34	15%	2,100,000	105%	2,100,000	5%
40203	Franchise Fees-Refuse Haulers	3,588,014.57	3,858,750.22	4,319,000	3,413,987.58	79%	5,600,000	130%	5,500,000	27%
40213	Franchise Fees-Tow	130,850.00	111,350.00	125,000	66,086.50	53%	125,000	100%	125,000	0%
40431	Cannabis Business Tax(Mesr PC)	2,108,764.10	2,766,846.95	3,750,000	2,410,460.36	64%	3,750,000	100%	3,350,000	11-%
40691	Business License Admin Fee	21,730.02	24,626.64	21,000	21,720.45	103%	26,000	124%	26,000	24%
	All Other Taxes	18,384,230.09	19,063,766.69	21,518,800	13,007,229.59	0%	21,905,000	102%	21,304,800	1-%
40063	Business Lic Penalties	234,155.39	421,221.20	300,000	241,421.75	80%	300,000	100%	325,000	8%
40217	Utility Billing Late Fees	467,690.25	592,054.33	525,000	338,919.91	65%	525,000	100%	500,000	5-%
40230	Fines	10,296.46	15,085.79	5,000	4,419.41	88%	6,500	130%	5,000	0%

CITY OF POMONA

Revenue / Expenditure Report - 3 Year History

101	General Fund	2021-2022	2022-2023	2023-2024	2023-2024	%	2023-2024	%	2024-2025	%
		ACTUALS	ACTUALS	BUDGET	ACTUALS THRU 03/31/2024	ACTUALS/ BUDGET	YEAR-END ESTIMATE	YR END/ BUDGET	BUDGET	BUDGET CHANGE
40231	Municipal Court Fines	10,703.05	86,677.53	17,000	37,164.49	219%	50,000	294%	17,000	0%
40235	Code Enforcement Citations	278,361.33	220,386.55	140,000	62,652.28	45%	80,000	57%	100,000	29-%
40237	Parking Violations	737,096.86	1,207,093.53	734,600	684,260.85	93%	774,600	105%	774,600	5%
40238	Parking Viol Late Fines	397,645.48	92,418.28	533,000	14,155.88	3%	50,000	9%	50,000	91-%
40280	Traffic Safety Fines	244,617.69	219,302.22	239,924	223,613.11	93%	236,000	98%	244,924	2%
	All Fines	2,380,566.51	2,854,239.43	2,494,524	1,606,607.68	0%	2,022,100	102%	2,016,524	19-%
40021	Lease-Wireless Comm Eq	212,584.56	240,158.19	200,000	153,260.40	77%	200,000	100%	220,000	10%
40042	Lease Revenue - GASB 87	3,664.24	5,367.33	0	0.00	0%	0	0%	0	0%
40190	Rentals - Property	3,233.00	7.00	7	0.00	0%	7	100%	7	0%
40191	Rentals - Facilities	13,256.39	22,477.59	24,500	52,437.25	214%	54,733	223%	24,500	0%
40224	Investment Earnings-Pooled Csh	258,516.58	1,836,284.68	1,429,711	584,732.52	41%	1,429,711	100%	2,483,140	74%
40246	GASB 31 Adjustment	2,048,306.02	655,591.58	0	2,527,699.84	0%	2,527,700	0%	0	0%
40247	Interest Earnings - GASB 87	6,499.90	321.35	0	0.00	0%	0	0%	0	0%
	All Rev from Use of \$ & Prop	1,557,017.35	1,449,024.56	1,654,218	3,318,130.01	0%	4,212,151	102%	2,727,647	65 %
40210	Motor Vehicle In-Lieu Tax	174,811.78	156,058.59	160,000	188,059.96	118%	189,000	118%	175,000	9%
	All Intergovernmental Taxes	174,811.78	156,058.59	160,000	188,059.96	0%	189,000	102%	175,000	9 %
40171	Police Training Fees (POST)	35,894.44	15,732.00	77,000	12,639.60	16%	30,000	39%	110,000	43%
40389	Mandated Cost Reimb	139,898.00	132,155.00	72,000	183,265.00	255%	183,265	255%	150,000	108%
40640	Prisoner Housing Pgm	231.71	0.00	0	2,994.75	0%	3,000	0%	0	0%
40873	Grant-State	3,790.00	6,638.00	5,000	7,383.00	148%	7,383	148%	10,000	100%
40875	Grant-Federal	67,368.75	0.00	0	0.00	0%	0	0%	0	0%
40945	Prop A Exchange	0.00	3,150,000.00	0	0.00	0%	0	0%	0	0%
	All Other Intergovernmental	247,182.90	3,304,525.00	154,000	206,282.35	0%	223,648	102%	270,000	75 %
40048	Entertainment Permit	8,910.00	7,438.80	8,000	10,797.90	135%	10,800	135%	8,000	0%
40061	Contractor's Job Fee	569,394.67	1,100,490.79	1,270,000	877,895.56	69%	1,270,000	100%	1,200,000	6-%
40064	Pari-Mutuel	66,102.47	110,935.33	100,000	72,016.88	72%	100,000	100%	100,000	0%
40297	CCW License Fee	0.00	11,435.55	30,000	16,905.14	56%	20,000	67%	20,000	33-%
	All Licenses	644,407.14	1,230,300.47	1,408,000	977,615.48	0%	1,400,800	102%	1,328,000	6-%
40054	Food Vendor Permits	457.50	395.25	200	213.60	107%	250	125%	200	0%
40090	Building Permits	2,118,062.87	2,966,493.69	2,400,000	2,409,122.57	100%	3,000,000	125%	3,000,000	25%
40250	Engineering Permits	176,109.29	145,146.10	200,000	153,329.49	77%	200,000	100%	200,000	0%
40251	Cannabis Permit Fee	4,994.44	14,732.48	8,000	8,033.04	100%	12,050	151%	8,000	0%
40259	VFH Operator Permit	1,309.85	780.05	500	931.90	186%	1,025	205%	1,000	100%
40260	Fire Permits & Inspections	169,433.45	636.00	100,000	0.00	0%	94,782	95%	95,000	5-%

CITY OF POMONA

Revenue / Expenditure Report - 3 Year History

101	General Fund	2021-2022	2022-2023	2023-2024	2023-2024	%	2023-2024	%	2024-2025	%
		ACTUALS	ACTUALS	BUDGET	ACTUALS THRU 03/31/2024	ACTUALS/ BUDGET	YEAR-END ESTIMATE	YR END/ BUDGET	BUDGET	BUDGET CHANGE
40266	VFH Driver Permit	1,253.50	405.05	100	963.30	963%	1,000	1,000%	1,000	900%
40282	Alarm Permit Fees	46,704.00	7,590.00	50,000	926.45	2%	2,000	4%	5,000	90-%
	All Permits	2,518,324.90	3,136,178.62	2,758,800	2,573,520.35	0%	3,311,107	102%	3,310,200	20 %
40050	Plan Check Fee	2,367,715.67	2,045,214.97	2,800,000	1,059,464.37	38%	1,800,000	64%	1,900,000	32-%
40055	Food Vendor Veh Insp	367.00	391.65	600	234.60	39%	350	58%	300	50-%
40111	Parking Fees-Fairplex	373,890.05	139,434.81	145,000	61,947.13	43%	145,000	100%	145,000	0%
40115	Admin Review Fee	585,979.10	591,730.34	650,000	439,864.21	68%	650,000	100%	650,000	0%
40116	On Street Parking Permits	89,600.00	134,400.00	125,000	53,760.00	43%	108,000	86%	107,200	14-%
40120	Abate Hazardous Bldg	115,248.04	37,980.78	40,000	42,896.98	107%	65,000	163%	65,000	63%
40125	Major Review Fee	266,540.07	154,351.20	260,000	160,169.43	62%	250,000	96%	160,000	38-%
40140	Passport Acceptance Fee	0.00	0.00	5,000	0.00	0%	2,500	50%	10,000	100%
40155	Host Fee - GCR	999,999.99	999,999.99	1,000,000	169,595.37	17%	1,000,000	100%	1,000,000	0%
40156	Host Fee - Athens	0.00	0.00	1,100,000	1,100,000.00	100%	1,100,000	100%	1,138,500	4%
40427	New Construction Tax	396,860.15	1,640,519.00	1,750,000	1,358,424.32	78%	2,000,000	114%	1,500,000	14-%
40660	Vacant Property Reg Fee	4,080.00	12,240.00	15,000	16,413.40	109%	25,000	167%	15,000	0%
40670	Inspection Fees	7,521.00	0.00	0	0.00	0%	0	0%	0	0%
40680	Custodial Fees	2,815.00	2,880.84	4,000	1,320.20	33%	2,500	63%	2,500	38-%
40690	Administrative Program Fee	0.00	0.00	25,000	0.00	0%	100,000	400%	95,000	280%
40692	CUP Inspection Drawdown Fee	1,083.50	117.75	4,000	379.95	9%	4,000	100%	4,000	0%
	All Fees	5,196,657.57	5,759,261.33	7,923,600	4,464,469.96	0%	7,252,350	102%	6,792,500	14-%
40225	Bad Debt Collected	2,073.54	1,081.41	500	2,060.90	412%	2,100	420%	500	0%
40226	Miscellaneous Income	368.95	277.80	300	254.46	85%	300	100%	300	0%
40423	Paramedic Pass Thru	1,424,795.45	1,079,755.91	1,000,000	409,017.11	41%	1,384,202	138%	905,000	10-%
40424	Damage to City Property	50.00	340.00	2,000	3,838.53	192%	5,000	250%	2,000	0%
40530	Over & Short	400.81	1,198.60	0	250.62	0%	500	0%	0	0%
40842	Ins Recovery	1,858.97	742,842.09	13,000	20,284.20	156%	25,000	192%	13,000	0%
40845	Donations	0.00	2,203.46	0	0.00	0%	0	0%	0	0%
40910	Project/Program Revenue	17,999.55	204,192.42	62,000	80,135.26	129%	43,811	71%	30,000	52-%
40925	Release of Pol Held Funds	2,710.26	0.00	15,000	0.00	0%	15,000	100%	15,000	0%
40930	Reimbursement	0.00	0.00	0	40,000.00	0%	40,000	0%	0	0%
42330	Restitution/Settlement	27,944.98	813.72	2,000	737.94	37%	2,000	100%	2,000	0%
	All Other Misc Revenue	1,478,202.51	2,030,308.21	1,094,800	556,077.78	0%	1,516,913	102%	967,800	12-%
40170	Police Revenues	43,993.86	58,672.20	67,660	32,419.53	48%	74,000	109%	57,660	15-%
40174	Firing Range Fees	7,406.50	3,977.80	12,153	3,547.90	29%	5,000	41%	8,000	34-%
40175	Jail Booking Fees	93,868.81	160,943.80	127,920	43,779.27	34%	50,000	39%	30,000	77-%

CITY OF POMONA

Revenue / Expenditure Report - 3 Year History

101	General Fund	2021-2022	2022-2023	2023-2024	2023-2024	%	2023-2024	%	2024-2025	%
		ACTUALS	ACTUALS	BUDGET	ACTUALS THRU 03/31/2024	ACTUALS/ BUDGET	YEAR-END ESTIMATE	YR END/ BUDGET	BUDGET	BUDGET CHANGE
40177	Reimbursable Services	1,006,736.91	1,040,977.56	1,718,312	500,232.84	29%	1,597,700	93%	1,637,700	5-%
40185	DUI Cost Recovery	95,992.69	21,437.06	21,320	18,252.75	86%	25,000	117%	21,320	0%
40284	Processing Fees-Police	236,071.05	174,996.05	223,860	223,229.60	55%	223,860	100%	223,860	0%
40330	Sale of service	408,292.36	441,982.98	600,000	221,978.02	37%	400,000	67%	400,000	33-%
40360	Street/Engr Misc	20,110.00	29,378.40	40,000	11,551.25	29%	15,000	38%	30,000	25-%
40380	All Other Revenues	137,946.54	228,230.04	112,780	91,198.37	81%	147,491	131%	117,600	4%
40450	Traffic Div Revenue	4,053.07	0.00	0	0.00	0%	0	0%	0	0%
40510	Swimming Pool Revenue	15,366.11	31,180.53	37,500	36,880.96	98%	42,500	113%	36,000	4-%
40560	Senior Dances	0.00	0.00	1,000	3,403.00	340%	7,500	750%	200	80-%
40610	Municipal Sports Revenue	67,995.95	84,779.75	40,000	35,300.89	88%	35,878	90%	27,500	31-%
40611	Swim Lessons	5,960.00	5,320.00	7,000	0.00	0%	7,500	107%	11,500	64%
40621	DPOA Services	176,400.00	161,700.00	176,400	132,300.00	75%	176,400	100%	176,400	0%
40625	Code Enforcement Svcs	100,000.00	100,000.00	100,000	100,000.00	100%	100,000	100%	100,000	0%
40849	Soft Match-Grants	0.00	7,832.00	0	23,496.00	0%	43,076	0%	0	0%
40916	Reimbursement fr Other Agency	880,253.20	717,144.93	1,239,737	522,851.53	42%	854,187	69%	849,737	31-%
	All Charges for Services	3,085,542.53	3,225,678.98	4,525,642	1,900,421.91	0%	3,805,092	102%	3,727,477	18-%
80702	Transfer From Water Fund	1,764,499.12	1,850,692.00	1,850,692	1,388,019.00	75%	1,850,692	100%	1,866,776	1%
80723	Transfer From Other Funds	0.00	6,184.75	0	0.00	0%	0	0%	0	0%
80881	Trnsf frm American Rescue Plan	1,444,374.17	176,832.16	0	3,338.41	0%	40,061	0%	0	0%
	All Transfers In	3,208,873.29	2,033,708.91	1,850,692	1,391,357.41	0%	1,890,753	102%	1,866,776	1%
80400	Sale of Capital Assets	19,604.00	4,550.00	0	250.00	0%	0	0%	0	0%
	All Other Financing Sources	19,604.00	4,550.00	0	250.00	0%	0	102%	0	0%
	Total Revenue	139,489,551.37	157,393,989.75	159,897,076.00	90,524,136.94	0%	162,862,400	102%	161,287,324	1%
51006	Proposed Staffing Changes	0.00	0.00	0	0.00	0%	0	0%	498,979	0%
51012	Earnings & Benefits	48,339,514.94	48,844,699.50	60,383,682	39,437,797.68	65%	57,061,315	94%	64,979,721	8%
51030	All Overtime - Non Sworn	1,156,466.49	1,193,336.60	1,059,560	814,555.84	77%	1,026,863	97%	1,001,147	6-%
51032	Holiday - Sworn	332,242.46	382,826.90	330,001	334,210.73	101%	363,001	110%	338,501	3%
51039	Overtime-Police Sworn	3,437,893.82	4,143,471.60	1,810,789	3,493,052.86	193%	3,884,878	215%	1,916,983	6%
51040	Hourly	2,020,875.20	1,863,189.31	2,448,543	1,340,130.47	55%	2,201,087	90%	2,277,394	7-%
51042	Holiday - Non Sworn	206,264.54	197,157.32	194,984	167,802.50	86%	222,052	114%	195,749	0%
51045	Fair-Fairplex	532,669.83	551,008.18	696,011	496.42	0%	696,011	100%	610,000	12-%
51046	Overtime-Special (Reimb)	364,562.88	425,965.43	761,000	363,655.23	48%	660,000	87%	656,000	14-%
51050	Fair-City	112,295.16	145,738.04	117,000	261.20	0%	117,000	100%	128,115	10%

CITY OF POMONA

Revenue / Expenditure Report - 3 Year History

101	General Fund	2021-2022	2022-2023	2023-2024	2023-2024	%	2023-2024	%	2024-2025	%
		ACTUALS	ACTUALS	BUDGET	ACTUALS THRU 03/31/2024	ACTUALS/ BUDGET	YEAR-END ESTIMATE	YR END/ BUDGET	BUDGET	BUDGET CHANGE
51052	Overtime-Court	78,612.39	118,790.24	100,000	70,352.25	70%	100,000	100%	100,000	0%
51059	Retirement/Termination Payout	595,954.54	1,250,427.93	535,633	799,357.41	149%	822,418	154%	0	0%
51066	Callback Pay	18,214.35	8,671.95	10,375	5,102.09	49%	12,735	123%	14,775	42%
51071	Standby - Sworn	620,299.40	376,537.24	347,750	236,716.27	68%	336,350	97%	363,400	5%
51080	Total Buybacks	149,982.94	182,718.31	298,789	245,463.28	82%	246,905	83%	350,374	17%
59994	Vacancy Factor	0.00	0.00	1,300,000-	0.00	0%	0	0%	1,310,000-	1%
	Total Staffing	57,965,848.94	59,684,538.55	67,794,117	47,308,954.23	70%	67,750,615	100%	72,121,138	6%
52968	Principal Paid	0.00	138,509.48	79,032	39,515.88	50%	79,032	100%	79,032	0%
	Total Debt Service	0.00	138,509.48	79,032	39,515.88	50%	79,032	100%	79,032	0%
51055	Temporary Agency Svcs	0.00	32,818.68	65,703	51,199.81	78%	59,912	91%	10,000	85-%
52060	Office Supplies	120,209.87	148,170.45	181,853	89,179.26	49%	185,090	102%	186,601	3%
52063	Postage	43,861.31	41,422.70	63,458	32,219.34	51%	50,970	80%	63,058	1-%
52064	Printing & Copying	101,862.69	174,594.87	248,750	72,081.81	29%	246,616	99%	246,725	1-%
52080	Other Expense	18,587.01	39,269.90	35,570	16,015.59	45%	30,530	86%	28,370	20-%
52082	Other General Expense	2,434.67	1,119.34	5,032	2,997.66	60%	5,000	99%	4,000	21-%
52088	Misc Helicopter Expense	29,885.51	9,057.92	36,000	16,270.08	45%	36,000	100%	36,000	0%
52090	Mileage Reimbursement	1,705.52	2,981.23	7,675	2,079.41	27%	5,081	66%	8,000	4%
52110	Other Rentals	115,882.97	113,680.55	128,014	99,377.43	78%	128,014	100%	133,291	4%
52113	Building Space - In-Kind	0.00	7,832.00	0	23,496.00	0%	43,076	0%	0	0%
52130	Prof Development - Training	63,088.59	97,621.13	221,702	110,475.35	50%	214,366	97%	258,400	17%
52140	Dues, Subscriptions & Certs	127,630.44	137,592.56	184,006	126,571.65	69%	173,655	94%	171,835	7-%
52162	Advertising - Personnel	3,365.00	3,390.00	3,500	400.00	11%	3,500	100%	6,000	71%
52170	Building and Yard Repairs	243,695.80	516,707.46	476,400	141,832.73	30%	473,400	99%	312,000	35-%
52173	Vandalism Repair/Replacement	0.00	0.00	7,500	0.00	0%	7,500	100%	7,500	0%
52188	Chamber of Commerce	50,000.00	50,000.00	50,000	37,500.00	75%	50,000	100%	50,000	0%
52189	Pomona Econ Opp Ctr	75,000.00	75,000.00	75,000	0.00	0%	75,000	100%	75,000	0%
52190	Community Programs	2,018.71	4,211.68	11,336	3,909.44	34%	11,336	100%	11,336	0%
52191	Advertising	25,904.96	17,356.06	18,810	7,600.17	40%	18,510	98%	15,750	16-%
52196	Performance/Artist Fee	3,243.00	7,089.74	18,150	5,434.00	30%	12,700	70%	32,500	79%
52197	Public Relations/Info	1,189.72	1,494.98	0	0.00	0%	0	0%	0	0%
52210	Janitorial Supplies	37,858.02	41,764.89	47,544	33,454.12	70%	47,250	99%	47,250	1-%

CITY OF POMONA

Revenue / Expenditure Report - 3 Year History

101	General Fund	2021-2022	2022-2023	2023-2024	2023-2024	%	2023-2024	%	2024-2025	%
		ACTUALS	ACTUALS	BUDGET	ACTUALS THRU 03/31/2024	ACTUALS/ BUDGET	YEAR-END ESTIMATE	YR END/ BUDGET	BUDGET	BUDGET CHANGE
52262	Playground Area/Equip	28,654.42	39,222.64	55,000	9,033.58	16%	55,000	100%	55,000	0%
52277	Appraisal Services	0.00	0.00	7,000	0.00	0%	1,500	21%	1,500	79-%
52280	City Code Update/Printing	782.50	7,781.00	12,000	5,313.00	44%	7,757	65%	12,000	0%
52282	Special Programs	52,141.67	87,448.35	104,559	43,848.42	42%	99,059	95%	105,280	1%
52285	Controllable Contract Services	1,461,585.47	2,186,977.24	3,509,583	1,613,555.37	46%	3,129,557	89%	3,554,673	1%
52286	Auction Expenses	0.00	0.00	50	0.00	0%	0	0%	50	0%
52291	Meritorius Service Awards	1,983.43	34,171.99	15,000	2,206.64	15%	15,000	100%	5,000	67-%
52310	OES	146,338.96	49,742.82	0	0.00	0%	0	0%	0	0%
52311	Employee Relations Committee	12,875.92	24,061.38	25,000	1,969.60	8%	20,000	80%	25,000	0%
52323	Outside Legal Services	186,883.79	187,465.05	286,000	46,479.03	16%	230,000	80%	345,000	21%
52330	Radio Repairs	12,107.01	10,830.70	12,112	3,296.47	27%	12,112	100%	12,112	0%
52350	Departmental Expense	6,501.10	18,926.04	1,503,325	13,193.27	1%	1,523,325	101%	491,505	67-%
52354	Prisoner Meals	22,600.06	24,338.50	51,850	14,877.70	29%	40,000	77%	51,850	0%
52375	Uniforms	1,447.12	1,079.49	2,956	2,143.91	73%	2,956	100%	3,700	25%
52380	Vehicle Maintenance/Repair	2,351.91	0.00	3,000	0.00	0%	3,000	100%	3,000	0%
52381	Equipment Maint/Repair	29,275.72	13,199.68	24,200	3,907.60	16%	22,700	94%	39,200	62%
52385	Towing Non-City Veh	2,235.00	1,111.00	3,000	0.00	0%	3,000	100%	3,000	0%
52402	Small Tools & Equipment	175,089.08	384,012.31	362,605	107,017.77	30%	343,914	95%	149,043	59-%
52403	Computer Related Acquisitions	132,367.03	524,526.84	267,522	132,755.23	50%	275,530	103%	71,400	73-%
52415	Helicopter Maintenance	60,301.63	55,950.00	102,700	70,891.77	69%	102,700	100%	77,700	24-%
52425	Vehicle Expense-Outside Vendor	180,245.69	199,377.20	320,470	216,896.45	68%	314,470	98%	171,600	46-%
52430	Other Supplies/Materials	41,972.36	46,507.51	73,825	37,521.46	51%	81,825	111%	118,525	61%
52431	Supplies-Officers	52,240.04	82,188.82	208,100	34,592.23	17%	208,100	100%	60,100	71-%
52440	Range Expense	20,203.82	122,932.10	117,000	110,628.19	95%	117,000	100%	117,000	0%
52450	Small Equip-Special/Safety	6,174.88	0.00	8,400	182.00	2%	1,000	12%	8,400	0%
52458	POST Training	70,835.78	108,996.66	87,000	72,281.81	83%	77,000	89%	110,000	26%
52460	In-Service Training	86,190.87	110,327.19	169,225	113,957.30	67%	174,000	103%	169,000	0%
52462	Other Training	0.00	0.00	0	0.00	0%	8,500	0%	0	0%
52466	Fitness For Duty	0.00	2,200.00	4,150	0.00	0%	4,150	100%	3,000	28-%
52470	Extradition Expense	0.00	3,353.93	17,250	7,707.82	45%	17,250	100%	10,000	42-%
52480	Fire Alarm Ex & Repair	663.54	183.22	1,847	16.53	1%	1,847	100%	1,847	0%
52491	Swimming Pool Supplies	54,786.81	59,984.72	69,000	27,997.86	41%	69,000	100%	69,000	0%
52530	Materials	0.00	0.00	3,000	0.00	0%	3,000	100%	0	0%
52540	Fingerprint Expense	9,672.00	18,424.00	16,750	7,644.00	46%	24,250	145%	24,250	45%
52541	Physical/Mental Exams	39,365.00	39,903.00	35,350	13,712.00	39%	33,350	94%	38,500	9%

CITY OF POMONA

Revenue / Expenditure Report - 3 Year History

101	General Fund	2021-2022	2022-2023	2023-2024	2023-2024	%	2023-2024	%	2024-2025	%
		ACTUALS	ACTUALS	BUDGET	ACTUALS THRU 03/31/2024	ACTUALS/ BUDGET	YEAR-END ESTIMATE	YR END/ BUDGET	BUDGET	BUDGET CHANGE
52545	Recruitment Testing	10,203.82	10,099.94	14,000	9,958.75	71%	14,000	100%	14,000	0%
52580	General Maint & Repairs	226,407.89	266,208.69	337,450	127,056.14	38%	337,700	100%	357,700	6%
52581	Office Equip Maint/Repair	25,975.39	28,967.34	51,479	13,579.81	26%	47,976	93%	49,600	4-%
52585	Property Maintenance & Repairs	490.00	490.00	2,500	250.00	10%	2,500	100%	2,500	0%
52610	Library Books	35,105.40	49,365.71	72,400	32,844.18	45%	72,400	100%	65,179	10-%
52615	Serials	2,439.89	2,481.14	2,500	2,342.01	94%	2,500	100%	2,500	0%
52620	Activity Program Supplies	43,275.92	109,270.19	219,234	139,992.94	64%	191,837	88%	355,829	62%
52621	Art Registry	0.00	0.00	0	0.00	0%	300	0%	0	0%
52623	Recreation Trip Transportation	0.00	0.00	50,000	0.00	0%	50,000	100%	50,000	0%
52645	Safety Supplies	150.00	0.00	750	0.00	0%	750	100%	750	0%
52650	Canine Program	26,035.79	19,649.04	20,000	16,615.88	83%	20,000	100%	20,000	0%
52670	Photographic Expense	0.00	0.00	3,000	0.00	0%	3,000	100%	0	0%
52675	Uniform Related Expense	97,421.42	98,157.67	228,500	60,675.82	27%	228,500	100%	66,000	71-%
52691	Police Commission Support	15,150.00	24,307.50	185,000	8,401.00	5%	185,000	100%	185,000	0%
52720	Trees, Shrubs & Seeds	1,295.44	4,699.00	20,000	5,922.40	30%	20,000	100%	30,000	50%
52740	Bed Linen & Supplies	12,018.06	5,181.02	18,200	14,908.34	82%	21,200	116%	18,200	0%
52800	Equipment Rental	0.00	427.25	550	180.32	33%	550	100%	550	0%
52840	Electronic Access	19,924.00	34,527.46	62,400	26,126.85	42%	62,400	100%	62,400	0%
52902	Safety Training & Equip	2,635.50	4,174.64	11,457	4,032.24	35%	11,457	100%	11,700	2%
52920	Weed Abatement	24,700.00	39,996.00	30,000	1,800.00	6%	30,000	100%	30,000	0%
52927	Cont-Tree Trim CW Extrodinary	93,010.00	150,260.00	200,000	183,462.00	92%	200,000	100%	200,000	0%
52929	Contract - Swim Operations	161,599.24	234,399.66	302,862	186,338.76	62%	302,862	100%	300,000	1-%
52930	Contract - Bldg & Safety	2,509,231.62	2,770,769.74	850,000	569,619.60	67%	850,000	100%	885,000	4%
52931	Contract - Tree Maint	117,239.62	456,150.00	304,000	96,782.50	32%	304,000	100%	304,000	0%
52932	Contract - Landscape Maint	1,585,217.19	1,587,298.70	1,665,432	1,053,367.97	63%	1,665,432	100%	1,813,314	9%
52934	Contract - Sweeping	47,000.00	46,999.64	0	0.00	0%	0	0%	0	0%
52937	Contract - Security	288,036.50	425,494.97	815,895	487,367.37	60%	803,395	98%	773,217	5-%
52938	Contract - Bldg Automation	30,900.00	37,425.00	89,976	37,926.00	42%	89,976	100%	90,076	0%
52940	Abate Hazardous Buildings	30,775.40	62,828.95	51,983	15,968.27	31%	60,000	115%	60,000	15%
52945	Contract - City Attorney	930,237.24	949,365.46	1,310,000	679,621.28	52%	1,310,000	100%	1,300,000	1-%
58276	Community Outreach	0.00	0.00	147,746	27,975.00	19%	50,000	34%	75,000	49-%
59002	Prior Year Expend Correction	0.00	0.00	0	6,408.00	0%	0	0%	0	0%
59900	Contingency-General	0.00	0.00	152,145	6,860.36	5%	0	0%	250,000	64%
59930	Section 115 Trustee	0.00	0.00	3,688,250	1,500,000.00	41%	3,688,250	100%	500,000	86-%
59931	Catastrophic Event	0.00	0.00	300,000	0.00	0%	300,000	100%	300,000	0%

CITY OF POMONA

Revenue / Expenditure Report - 3 Year History

101	General Fund	2021-2022	2022-2023	2023-2024	2023-2024	%	2023-2024	%	2024-2025	%
		ACTUALS	ACTUALS	BUDGET	ACTUALS THRU 03/31/2024	ACTUALS/ BUDGET	YEAR-END ESTIMATE	YR END/ BUDGET	BUDGET	BUDGET CHANGE
	Total Controllable Exp	10,301,771.73	13,387,394.23	20,572,541	8,902,104.65	43%	19,825,343	96%	15,783,366	23-%
52081	Off-Site Storage	5,103.45	5,884.84	8,000	3,471.33	43%	6,200	78%	7,500	6-%
52101	Conf/Misc Exp-Dist 1	20,726.00	22,488.00	23,596	10,881.33	46%	23,596	100%	24,415	3%
52102	Conf/Misc Exp-Dist 2	20,726.00	22,488.00	23,596	20,330.25	86%	23,596	100%	24,415	3%
52103	Conf/Misc Exp-Dist 3	20,726.00	22,488.00	23,596	17,998.40	76%	23,596	100%	24,415	3%
52104	Conf/Misc Exp-Dist 4	20,726.00	22,488.00	23,596	10,831.65	46%	23,596	100%	24,415	3%
52105	Conf/Misc Exp-Dist 5	20,726.00	22,488.00	23,596	4,025.16	17%	23,596	100%	24,415	3%
52106	Conf/Misc Exp-Dist 6	20,726.00	22,488.00	23,596	4,382.40	19%	23,596	100%	24,415	3%
52107	Conf/Misc Exp-Mayor	24,465.00	26,545.00	27,853	23,519.35	84%	27,853	100%	28,820	3%
52111	Dumping Fee	33,377.89	0.00	210,783	143,072.18	68%	210,783	100%	276,299	31%
52150	Data Communications Lines	30,218.12	28,804.09	39,650	22,310.13	56%	39,650	100%	39,650	0%
52160	Pub, Print Ord/Res/Legals	5,782.20	8,812.60	14,600	4,546.54	31%	10,100	69%	13,700	6-%
52180	Audit Services	29,499.80	26,970.86	25,020	17,664.50	71%	25,020	100%	25,728	3%
52205	Jail Booking Fees	0.00	0.00	1,000	0.00	0%	1,000	100%	1,000	0%
52250	Insurance Premiums	0.00	0.00	20,205	20,205.00	100%	20,205	100%	0	0%
52274	Required Contract Services	195,577.38	410,190.41	423,368	200,733.85	47%	423,500	100%	451,700	7%
52275	Registrar Services	0.00	391,557.38	600,000	0.00	0%	600,000	100%	600,000	0%
52298	Hazardous Matls Compliance	2,416.64	1,339.00	11,320	1,614.40	14%	3,320	29%	3,020	73-%
52299	Regulatory Compliance	5,393.93	5,735.80	14,950	2,926.55	20%	14,350	96%	11,850	21-%
52324	Humane Society Contract	1,395,972.54	1,519,310.00	1,500,000	1,156,655.36	77%	1,400,000	93%	1,650,000	10%
52360	Medical Services	71,837.90	150,885.98	140,000	63,316.23	45%	140,000	100%	140,000	0%
52361	Coroners Fees	0.00	0.00	4,000	0.00	0%	4,000	100%	4,000	0%
52370	Fuel Expense	25,963.53	36,010.12	33,200	18,403.31	55%	33,200	100%	47,200	42%
52390	Uniform Service	9,270.03	12,871.11	22,644	12,382.21	55%	22,644	100%	19,017	16-%
52461	Tuition Reimbursement	13,689.14	12,310.82	38,810	4,710.56	12%	34,644	89%	35,000	10-%
52572	Lease Equipment-Citywide	211,068.11	205,741.72	200,189	200,211.33	100%	200,189	100%	194,750	3-%
52575	Fire Contract	33,135,538.00	33,490,372.00	37,034,038	27,775,529.10	75%	37,034,038	100%	36,629,479	1-%
52576	Automation Lease	769.72	2,917.94	4,500	3,016.71	67%	3,500	78%	3,500	22-%
52588	Automation-Maintenance	421,864.53	330,388.45	470,186	350,813.18	75%	468,852	100%	437,500	7-%
52649	Bus Shelter Maintenance	0.00	0.00	16,033	0.00	0%	16,033	100%	36,000	125%
52690	Election Expense	658.50	212.36	1,000	640.16	64%	854	85%	1,000	0%
52771	Tri-City Mental Health	43,675.00	43,675.00	43,675	43,675.00	100%	43,675	100%	43,675	0%
53222	Taxes - PBID	0.00	0.00	9,500	4,749.45	50%	9,500	100%	9,690	2%

CITY OF POMONA

Revenue / Expenditure Report - 3 Year History

101	General Fund	2021-2022	2022-2023	2023-2024	2023-2024	%	2023-2024	%	2024-2025	%
		ACTUALS	ACTUALS	BUDGET	ACTUALS THRU 03/31/2024	ACTUALS/ BUDGET	YEAR-END ESTIMATE	YR END/ BUDGET	BUDGET	BUDGET CHANGE
53915	Property Tax Admin Fee-SB2557	253,777.48	263,279.18	270,000	0.00	0%	270,000	100%	270,000	0%
58920	Uncollectible Accounts	10,403.09	36,218.77	20,000	17,751.15	89%	20,000	100%	10,000	50-%
59989	Permit Refunds-Prior Year	30,697.50	15,344.89	2,000	20,101.00	1,005%	21,051	1,053%	0	0%
	Total Required Exp	36,081,375.48	37,160,306.32	41,348,100	30,180,467.77	73%	41,245,737	100%	41,136,568	1-%
52070	Gas & Electricity	1,199,782.52	1,019,911.21	1,230,686	670,803.10	55%	1,184,266	96%	1,225,494	0%
52071	Water	853,149.68	635,992.06	892,685	636,730.96	71%	892,765	100%	989,355	11%
52121	Telephone Service Expense	111,374.42	93,813.88	126,822	70,536.27	56%	126,667	100%	0	0%
52123	Desk Phone Expense	27,301.16	43,077.29	37,260	15,765.26	42%	37,310	100%	0	0%
52126	Tel Moves/Changes/Equip	0.00	0.00	700	0.00	0%	700	100%	0	0%
52128	Cellular Phones	70,554.46	71,820.30	187,186	115,623.58	62%	187,148	100%	0	0%
52151	Air Cards	43,296.56	49,625.13	48,565	45,077.51	93%	48,065	99%	0	0%
	Total Utilities	2,305,458.80	1,914,239.87	2,523,904	1,554,536.68	62%	2,476,921	98%	2,214,849	12-%
52185	Info Systems Allocation	1,185,303.58	1,548,269.00	2,008,201	1,342,527.02	67%	2,008,201	100%	2,744,777	37%
52235	Claims Exp - Liab	2,582,304.00	2,237,876.00	2,781,014	1,854,009.04	67%	2,781,014	100%	2,762,869	1-%
52245	Liab Admin Alloc	2,002,606.60	2,633,604.00	3,113,346	2,075,563.12	67%	3,113,346	100%	3,855,692	24%
52246	Unempl Admin Alloc	5,365.88	6,765.00	6,951	4,633.44	67%	6,951	100%	7,443	7%
52247	WC Admin Alloc	565,975.87	813,404.00	969,111	646,073.28	67%	969,111	100%	926,822	4-%
52420	Fleet Operation	1,514,484.00	1,737,141.00	2,200,194	1,466,795.76	67%	2,200,194	100%	2,654,290	21%
53920	Debt Svc Admin Alloc	27,180.33	29,993.13	0	0.00	0%	0	0%	0	0%
53921	POB Allocation	5,647,987.00	12,326,221.00	12,725,449	9,540,122.40	75%	12,725,449	100%	12,142,290	5-%
	Total Alloc Costs & Self Ins	13,531,207.26	21,333,273.13	23,804,266	16,929,724.06	71%	23,804,266	100%	25,094,183	5%
59901	Admin Svc Charge - Gen Svcs	0.00	102,796.00-	107,833-	53,916.50-	50%	107,833-	100%	101,724-	6-%
59902	Admin Svc Charge - Mayor/Cncl	118,007.00-	125,795.00-	131,959-	65,979.50-	50%	131,959-	100%	24,830-	81-%
59903	Admin Svc Charge - City Clerk	57,054.00-	60,819.00-	63,799-	31,899.50-	50%	63,799-	100%	86,749-	36%
59906	Admin Svc Charge - City Atty	96,432.00-	0.00	0	0.00	0%	0	0%	0	0%
59907	Admin Svc Charge - HR	271,268.00-	289,172.00-	303,341-	151,670.50-	50%	303,341-	100%	407,190-	34%
59911	Admin Svc Charge - Finance	465,611.00-	496,342.00-	520,662-	260,331.00-	50%	520,662-	100%	421,922-	19-%
59913	Admin Svc Charge - Admin	172,530.00-	183,917.00-	192,929-	96,464.50-	50%	192,929-	100%	297,432-	54%
59925	Admin Svc Charge - Pub Works	388,197.00-	413,818.00-	434,095-	217,047.50-	50%	434,095-	100%	467,723-	8%

CITY OF POMONA

Revenue / Expenditure Report - 3 Year History

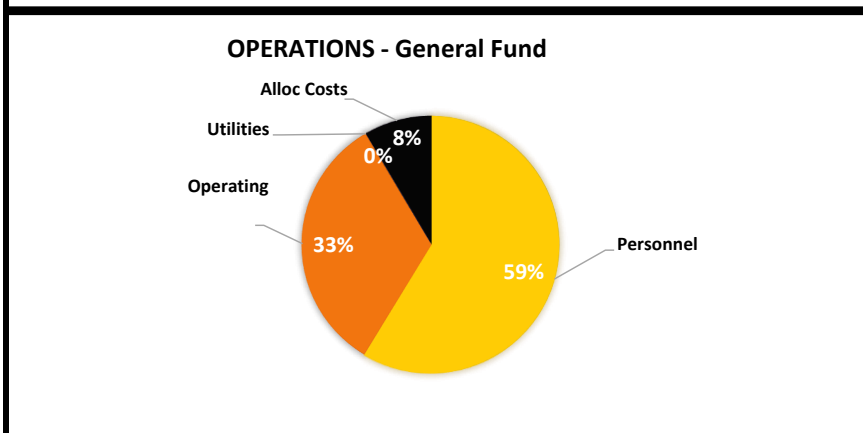
101	General Fund	2021-2022 ACTUALS	2022-2023 ACTUALS	2023-2024 BUDGET	2023-2024 ACTUALS THRU 03/31/2024	% ACTUALS/ BUDGET	2023-2024 YEAR-END ESTIMATE	% YR END/ BUDGET	2024-2025 BUDGET	% BUDGET CHANGE
	Total Recovered Cost	1,569,099.00-	1,672,659.00-	1,754,618-	877,309.00-	0%	1,754,618-	100%	1,807,570-	3%
66107	Building Improvements	0.00	72,151.46	31,545	3,544.55	11%	31,545	100%	0	0%
66180	Furniture & Equipment	20,092.30	41,998.28	27,204	0.00	0%	27,204	100%	195,000	617%
66182	Automobiles & Trucks	441,931.23	422,543.34	3,175,724	1,400,743.58	44%	1,671,914	53%	0	0%
66189	Other Equipment	31,524.76	865,500.95	0	45,825.00	0%	0	0%	152,000	0%
66193	Automation Acquisitions	83,148.38	29,824.06	39,825	14,558.69	37%	15,000	38%	285,000	616%
	Total Capital	576,696.67	1,432,018.09	3,274,298	1,464,671.82	45%	1,745,663	53%	632,000	81-%
89913	Trsf to SGT - Street Trees	131,750.00	131,750.00	131,750	65,875.00	50%	131,750	100%	131,750	0%
89920	Transfer To Fleet Repl	289,029.00	0.00	0	0.00	0%	0	0%	0	0%
89921	Transfer To Equip Repl	100,000.00	397,047.37	1,294,125	100,000.00	8%	1,294,125	100%	200,000	85-%
89922	Transfer to Capital Outlay	111,908.96	0.00	0	0.00	0%	0	0%	0	0%
89923	Transfer to Debt Service	1,420,641.76	1,444,646.64	1,441,758	720,878.66	50%	1,441,758	100%	1,450,765	1%
89930	Transfers To Other Funds	201,632.00	299,443.01	0	0.00	0%	0	0%	0	0%
89935	Transfer To Sr Citizen Nutr	90,721.22	101,729.40	97,560	28,409.11	29%	97,560	100%	97,560	0%
89958	Transfer to Other Funds DONT USE	2,765.41	0.00	0	0.00	0%	0	0%	0	0%
89987	Transfer to CIP Project Fund	1,715,139.00	5,510,000.00	3,608,440	1,474,315.00	41%	3,608,440	100%	1,246,500	65-%
89988	Transfer to Pension Oblig Bond	2,874,357.76	2,869,877.76	2,875,769	1,437,884.26	50%	2,875,769	100%	2,867,288	0%
	Total Transfer Out	6,937,945.11	10,754,494.18	9,449,402	3,827,362.03	41%	9,449,402	100%	5,993,863	37-%
	Total Expense:	126,131,204.99	144,132,114.85	167,091,042	109,330,028.12	65 %	164,622,361	99 %	161,247,429	3-%
	Net: ALL DEPARTMENTS	13,358,346.38	13,261,874.90	7,193,966-	18,805,891.18-		1,759,961-		39,895	

Department at a Glance

~ CITY COUNCIL ~

EXPENSE BY DIVISION / FUND			
	2022-23 Actual	2023-24 Budget	2024-25 Proposed
Mayor/Council			
1302 Mayor/Council	513,644	571,269	600,070

GENERAL FUND EXPENSE BY CATEGORY			
	2022-23 Actual	2023-24 Budget	2024-25 Proposed
Personnel	307,343	330,995	351,991
Operating	168,315	186,429	197,310
Utilities	1,197	1,443	-
Alloc Costs	36,789	52,402	50,769
Total	513,644	571,269	600,070
Adm Svc Chg	(125,795)	(131,959)	(24,830)
Total	387,849	439,310	575,240



SERVICES PROVIDED

The City Council, comprised of the elected representatives of the residents of Pomona, serves as the legislative or policy-making body of the City. This body also serves as the governing board of the Housing Authority and the Successor Agency to the former Pomona Redevelopment Agency. The six Council Members are elected by district and serve four-year terms. The Mayor is elected at large for a four-year term and serves as the presiding officer of the City Council and the official elected head of City Government.

The City Council meets on the first and third Monday of each month for formal meetings. The Council oversees all programs and policies of the City and allocates limited resources to best meet the needs of the community. The Council sets program priorities and determines the ability of the City to provide financing for municipal activities by adopting the Annual Operating Budget and the five-year Capital Improvement Program. The City Council appoints the City Manager, City Attorney, City Clerk, City Treasurer, and members of various commissions, boards, and other resident advisory groups.



CITY OF POMONA

Revenue / Expenditure Report - 3 Year History

101	General Fund	2021-2022	2022-2023	2023-2024	2023-2024	%	2023-2024	%	2024-2025	%
		ACTUALS	ACTUALS	BUDGET	ACTUALS THRU 03/31/2024	ACTUALS/ BUDGET	YEAR-END ESTIMATE	YR END/ BUDGET	BUDGET	BUDGET CHANGE
		-----	-----	-----	-----	-----	-----	-----	-----	-----
1302	Mayor/Council									
80881	Trnsf frm American Rescue Plan	5,000.00	0.00	0	0.00	0%	0	0%	0	0%
	All Transfers In	5,000.00	0.00	0	0.00	0%	0	0%	0	0%
	Total Revenue	----- 5,000.00	----- 0.00	----- 0.00	----- 0.00	----- 0%	----- 0	----- 0%	----- 0	----- 0%
51012	Earnings & Benefits	298,886.56	307,342.80	330,995	229,679.39	69%	297,071	90%	348,391	5%
51080	Total Buybacks	0.00	0.00	0	0.00	0%	0	0%	3,600	0%
	Total Staffing	298,886.56	307,342.80	330,995	229,679.39	69%	297,071	90%	351,991	6%
52285	Controllable Contract Services	29,898.95	4,400.00	15,000	17,600.00	117%	17,600	117%	20,000	33%
52350	Departmental Expense	44.09	2,312.22	2,000	2,000.00	100%	2,000	100%	2,000	0%
52402	Small Tools & Equipment	0.00	130.02	0	0.00	0%	0	0%	0	0%
	Total Controllable Exp	29,943.04	6,842.24	17,000	19,600.00	115%	19,600	115%	22,000	29%
52101	Conf/Misc Exp-Dist 1	20,726.00	22,488.00	23,596	10,881.33	46%	23,596	100%	24,415	3%
52102	Conf/Misc Exp-Dist 2	20,726.00	22,488.00	23,596	20,330.25	86%	23,596	100%	24,415	3%
52103	Conf/Misc Exp-Dist 3	20,726.00	22,488.00	23,596	17,998.40	76%	23,596	100%	24,415	3%
52104	Conf/Misc Exp-Dist 4	20,726.00	22,488.00	23,596	10,831.65	46%	23,596	100%	24,415	3%
52105	Conf/Misc Exp-Dist 5	20,726.00	22,488.00	23,596	4,025.16	17%	23,596	100%	24,415	3%
52106	Conf/Misc Exp-Dist 6	20,726.00	22,488.00	23,596	4,382.40	19%	23,596	100%	24,415	3%
52107	Conf/Misc Exp-Mayor	24,465.00	26,545.00	27,853	23,519.35	84%	27,853	100%	28,820	3%
	Total Required Exp	148,821.00	161,473.00	169,429	91,968.54	54%	169,429	100%	175,310	3%
52123	Desk Phone Expense	457.20	708.81	793	264.02	33%	793	100%	0	0%
52128	Cellular Phones	527.04	488.49	650	373.40	57%	650	100%	0	0%
	Total Utilities	984.24	1,197.30	1,443	637.42	44%	1,443	100%	0	0%
52185	Info Systems Allocation	13,925.38	0.00	0	0.00	0%	0	0%	0	0%
52235	Claims Exp - Liab	0.00	0.00	16,021	12,015.72	75%	16,021	100%	18,541	16%
53921	POB Allocation	32,510.00	36,789.00	36,381	27,285.75	75%	36,381	100%	32,228	11-%

5/2/2024


CITY OF POMONA

Report No. 1234

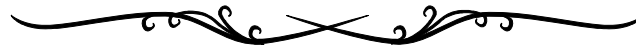
Revenue / Expenditure Report - 3 Year History

5:17:07PM

101	General Fund	2021-2022 ACTUALS	2022-2023 ACTUALS	2023-2024 BUDGET	2023-2024 ACTUALS THRU 03/31/2024	% ACTUALS/ BUDGET	2023-2024 YEAR-END ESTIMATE	% YR END/ BUDGET	2024-2025 BUDGET	% BUDGET CHANGE
	Total Alloc Costs & Self Ins	46,435.38	36,789.00	52,402	39,301.47	75%	52,402	100%	50,769	3-%
	Total Expense:	525,070.22	513,644.34	571,269	381,186.82	67 %	539,945	95 %	600,070	5%
	Net: Mayor/Council	520,070.22-	513,644.34-	571,269-	381,186.82-		539,945-		600,070-	



This Page Intentionally Left Blank



Department at a Glance

~ ADMINISTRATION ~

EXPENSE BY DIVISION / FUND				SERVICES PROVIDED	
		2022-23 <u>Actual</u>	2023-24 <u>Budget</u>		
Administration				The City Manager serves as the Chief Administrative Officer of city government and, as such, is responsible to the City Council for the efficient and effective administration of City functions. The City Manager also serves as the Executive Director for the Successor Agency to the former Pomona Redevelopment Agency, and the Pomona Financing Authority. The City Administration staff formulates policy and budgetary recommendations for City Council action and implements Council directives. The Department coordinates City Council activities with other governmental agencies and outside organizations. The Department also oversees the newly established Office of Violence Prevention and Neighborhood Wellbeing. Although not budgeted within this program, the department is also responsible for the oversight of specific contracts such as animal control and the Los Angeles County Fire Contract Services.	
1301	City Manager	893,798	1,981,006		1,464,119
1303	Economic Development	103,272	232,251		159,846
1304	Gov & Comm Affairs	-	-		-
		997,070	2,213,257		1,623,965
Other Funds					
188	CalVIP Grant	196,784	4,948,155		1,574,390
230	Vehicle Parking District	592,272	920,806		812,703
		997,070	2,213,257		1,623,965
		1,967,856	7,161,966		4,851,183

GENERAL FUND EXPENSE BY CATEGORY				
		2022-23 <u>Actual</u>	2023-24 <u>Budget</u>	
Personnel		742,551	1,586,752	1,102,829
Operating		13,036	308,502	139,075
Utilities		6,015	6,537	-
Alloc Costs		235,468	299,966	382,061
Total		997,070	2,201,757	1,623,965
Adm Svc Chg		(183,917)	(192,929)	(297,432)
Total		813,153	2,008,828	1,326,533

DEPT STAFFING - All Funds

Year	Staffing
2021	6
2022	6
2023	6
2024	8
2025	11

OPERATIONS - General Fund

Category	Percentage
Personnel	68%
Alloc Costs	23%
Operating	9%
Utilities	0%

CITY OF POMONA

Revenue / Expenditure Report - 3 Year History

101	General Fund	2021-2022	2022-2023	2023-2024	2023-2024	%	2023-2024	%	2024-2025	%
		ACTUALS	ACTUALS	BUDGET	ACTUALS THRU 03/31/2024	ACTUALS/ BUDGET	YEAR-END ESTIMATE	YR END/ BUDGET	BUDGET	BUDGET CHANGE
		-----	-----	-----	-----	-----	-----	-----	-----	-----
1301	City Manager									
80881	Trnsf frm American Rescue Plan	4,500.00	0.00	0	0.00	0%	0	0%	0	0%
	All Transfers In	4,500.00	0.00	0	0.00	0%	0	0%	0	0%
	Total Revenue	----- 4,500.00	----- 0.00	----- 0.00	----- 0.00	----- 0%	----- 0	----- 0%	----- 0	----- 0%
51012	Earnings & Benefits	566,396.10	611,945.26	1,353,070	878,791.61	65%	1,289,610	95%	954,058	29-%
51040	Hourly	0.00	3,665.03	24,271	17,591.27	72%	23,000	95%	0	0%
51059	Retirement/Termination Payout	0.00	0.00	68,840	68,839.94	100%	68,840	100%	0	0%
51080	Total Buybacks	27,794.06	38,463.58	43,500	41,374.06	95%	41,192	95%	47,300	9%
	Total Staffing	594,190.16	654,073.87	1,489,681	1,006,596.88	68%	1,422,642	95%	1,001,358	33-%
52060	Office Supplies	322.23	780.23	1,357	571.10	42%	1,500	111%	1,500	11%
52063	Postage	7.57	56.63	100	10.59	11%	100	100%	100	0%
52064	Printing & Copying	84.51	109.62	2,593	152.95	6%	2,450	94%	1,000	61-%
52130	Prof Development - Training	5,042.37	2,024.06	5,000	3,642.10	73%	5,000	100%	10,000	100%
52140	Dues, Subscriptions & Certs	2,894.70	2,804.90	5,800	3,018.01	52%	5,800	100%	5,800	0%
52350	Departmental Expense	330.14	681.86	1,000	4,851.76	485%	1,000	100%	1,500	50%
52402	Small Tools & Equipment	126.77	303.09	500	104.70	21%	500	100%	500	0%
52403	Computer Related Acquisitions	21.65	5,491.05	27,950	20,581.09	74%	27,950	100%	0	0%
52430	Other Supplies/Materials	455.13	447.70	1,000	423.77	42%	1,000	100%	0	0%
52581	Office Equip Maint/Repair	75.53	144.35	3,721	2,218.62	60%	3,721	100%	0	0%
58276	Community Outreach	0.00	0.00	147,746	27,975.00	19%	50,000	34%	75,000	49-%
	Total Controllable Exp	9,360.60	12,843.49	196,767	63,549.69	32%	99,021	50%	95,400	52-%
52121	Telephone Service Expense	2,246.84	2,253.20	2,254	1,852.79	82%	2,254	100%	0	0%
52123	Desk Phone Expense	849.09	1,316.38	1,233	490.32	40%	1,233	100%	0	0%
52128	Cellular Phones	1,310.13	2,445.50	2,550	1,313.50	52%	2,550	100%	0	0%
52151	Air Cards	141.91	0.00	500	0.00	0%	0	0%	0	0%
	Total Utilities	4,547.97	6,015.08	6,537	3,656.61	56%	6,037	92%	0	0%
52185	Info Systems Allocation	10,428.39	37,755.00	36,404	27,302.94	75%	36,404	100%	52,125	43%
52235	Claims Exp - Liab	0.00	34,302.00	66,589	49,941.72	75%	66,589	100%	54,360	18-%

CITY OF POMONA

Revenue / Expenditure Report - 3 Year History

101	General Fund	2021-2022 ACTUALS	2022-2023 ACTUALS	2023-2024 BUDGET	2023-2024 ACTUALS THRU 03/31/2024	% ACTUALS/ BUDGET	2023-2024 YEAR-END ESTIMATE	% YR END/ BUDGET	2024-2025 BUDGET	% BUDGET CHANGE
52245	Liab Admin Alloc	53,071.51	59,756.00	71,714	53,785.44	75%	71,714	100%	112,862	57%
52246	Unempl Admin Alloc	146.15	156.00	162	121.50	75%	162	100%	220	36%
52247	WC Admin Alloc	15,147.97	18,722.00	22,562	16,921.44	75%	22,562	100%	25,471	13%
52420	Fleet Operation	1,204.00	858.00	8,302	6,226.47	75%	8,302	100%	3,160	62-%
53921	POB Allocation	53,647.00	69,317.00	70,788	53,091.00	75%	70,788	100%	119,163	68%
	Total Alloc Costs & Self Ins	133,645.02	220,866.00	276,521	207,390.51	75%	276,521	100%	367,361	33%
66182	Automobiles & Trucks	0.00	0.00	11,500	11,394.69	99%	11,395	99%	0	0%
	Total Capital	0.00	0.00	11,500	11,394.69	99%	11,395	99%	0	0%
Total Expense:		741,743.75	893,798.44	1,981,006	1,292,588.38	65 %	1,815,616	92 %	1,464,119	26-%
Net: City Manager		737,243.75-	893,798.44-	1,981,006-	1,292,588.38-		1,815,616-		1,464,119-	

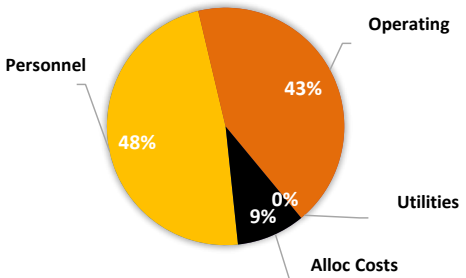

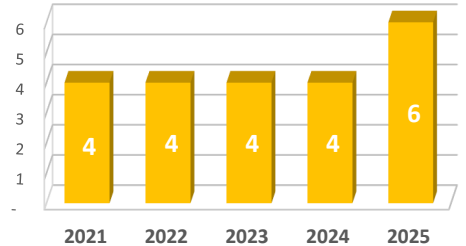
CITY OF POMONA

Revenue / Expenditure Report - 3 Year History

101	General Fund	2021-2022	2022-2023	2023-2024	2023-2024	%	2023-2024	%	2024-2025	%
		ACTUALS	ACTUALS	BUDGET	ACTUALS THRU 03/31/2024	ACTUALS/ BUDGET	YEAR-END ESTIMATE	YR END/ BUDGET	BUDGET	BUDGET CHANGE
		-----	-----	-----	-----	-----	-----	-----	-----	-----
1303	Economic Development									
80881	Trnsf frm American Rescue Plan	500.00	0.00	0	0.00	0%	0	0%	0	0%
	All Transfers In	500.00	0.00	0	0.00	0%	0	0%	0	0%
	Total Revenue	----- 500.00	----- 0.00	----- 0.00	----- 0.00	----- 0%	----- 0	----- 0%	----- 0	----- 0%
51012	Earnings & Benefits	82,683.32	86,385.11	94,741	62,951.28	66%	94,741	100%	99,101	5%
51080	Total Buybacks	1,552.40	2,092.22	2,330	2,108.54	90%	2,109	91%	2,370	2%
	Total Staffing	84,235.72	88,477.33	97,071	65,059.82	67%	96,850	100%	101,471	5%
52064	Printing & Copying	13.91	192.32	250	15.06	6%	250	100%	268	7%
52130	Prof Development - Training	750.00	0.00	3,000	0.00	0%	3,000	100%	3,000	0%
52140	Dues, Subscriptions & Certs	0.00	0.00	8,385	0.00	0%	0	0%	0	0%
52285	Controllable Contract Services	0.00	0.00	99,700	30,030.00	30%	47,190	47%	40,000	60-%
52350	Departmental Expense	0.00	0.00	100	0.00	0%	100	100%	107	7%
52581	Office Equip Maint/Repair	0.00	0.00	300	0.00	0%	300	100%	300	0%
	Total Controllable Exp	763.91	192.32	111,735	30,045.06	27%	50,840	46%	43,675	61-%
52185	Info Systems Allocation	1,703.01	1,445.00	1,380	1,035.00	75%	1,380	100%	1,548	12%
52245	Liab Admin Alloc	1,956.18	2,287.00	2,714	2,035.44	75%	2,714	100%	3,247	20%
52246	Unempl Admin Alloc	4.91	6.00	6	4.50	75%	6	100%	6	0%
52247	WC Admin Alloc	558.94	717.00	854	640.44	75%	854	100%	733	14-%
53921	POB Allocation	7,766.00	10,147.00	18,491	13,868.28	75%	18,491	100%	9,166	50-%
	Total Alloc Costs & Self Ins	11,989.04	14,602.00	23,445	17,583.66	75%	23,445	100%	14,700	37-%
	Total Expense:	----- 96,988.67	----- 103,271.65	----- 232,251	----- 112,688.54	----- 49%	----- 171,135	----- 74%	----- 159,846	----- 31-%
	Net: Economic Development	96,488.67-	103,271.65-	232,251-	112,688.54-		171,135-		159,846-	

Department at a Glance

~ CITY CLERK ~

EXPENSE BY DIVISION / FUND				SERVICES PROVIDED
		2022-23 <u>Actual</u>	2023-24 <u>Budget</u>	
City Clerk				The City Clerk's Office provides Legislative Services, Records Management, and Election Services in compliance with State and municipal requirements. The City Clerk ensures that all documents certifying City Council actions are preserved and maintained as the official records of the City of Pomona, and are accessible to the public. The City Clerk also compiles the City Council Meeting Agenda, verifies that legal notices have been posted or published, and maintains indexes of Minutes, Ordinances, and Resolutions adopted by the legislative body.
0301 City Clerk		675,465	1,040,633	1,104,446
0302 Election Activities		398,789	609,850	609,100
0303 Passport Program		-	-	-
0304 Redistricting Program		3,047	12,000	700
		1,077,302	1,662,483	1,714,246
GENERAL FUND EXPENSE BY CATEGORY				The Administration Program includes the Legislative Services Program which is responsible for the accurate recording of actions of the City Council; providing information, and administrative and technical support to the City Council, staff and the public.
		2022-23 <u>Actual</u>	2023-24 <u>Budget</u>	2024-25 <u>Proposed</u>
Personnel		503,388	775,113	822,203
Operating		469,840	747,700	732,200
Utilities		911	1,543	-
Alloc Costs		103,163	138,127	159,843
Total		1,077,302	1,662,483	1,714,246
Adm Svc Chg		(60,819)	(63,799)	(86,749)
Total		1,016,483	1,598,684	1,627,497
OPERATIONS - General Fund				The Records Management Program manages the City's records in accordance with the city's records retention schedule. The Records Management Program is the official custodian of all City records.
				The Election Services Program administers the City's municipal elections and related activities for candidates and voters to ensure a fair and impartial election. Pomona elections are held every two years, in even-numbered years.
				DEPT STAFFING - All Funds
				

CITY OF POMONA

Revenue / Expenditure Report - 3 Year History

101	General Fund	2021-2022	2022-2023	2023-2024	2023-2024	%	2023-2024	%	2024-2025	%
		ACTUALS	ACTUALS	BUDGET	ACTUALS THRU 03/31/2024	ACTUALS/ BUDGET	YEAR-END ESTIMATE	YR END/ BUDGET	BUDGET	BUDGET CHANGE
		-----	-----	-----	-----	-----	-----	-----	-----	-----
0300	All City Clerk									
40380	All Other Revenues	980.00	4,053.61	8,300	10,207.75	123%	10,300	124%	8,300	0%
	All Charges for Services	980.00	4,053.61	8,300	10,207.75	0%	10,300	124%	8,300	0%
80881	Trnsf frm American Rescue Plan	15,000.00	0.00	0	0.00	0%	0	0%	0	0%
	All Transfers In	15,000.00	0.00	0	0.00	0%	0	124%	0	0%
	Total Revenue	15,980.00	4,053.61	8,300.00	10,207.75	0%	10,300	124%	8,300	0%
51012	Earnings & Benefits	476,360.58	496,986.66	758,551	405,527.82	53%	697,289	92%	797,827	5%
51030	All Overtime - Non Sworn	226.23	6,400.87	8,000	5,512.95	69%	8,000	100%	8,000	0%
51059	Retirement/Termination Payout	1,533.55	0.00	0	0.00	0%	0	0%	0	0%
51080	Total Buybacks	0.00	0.00	8,562	12,007.11	140%	12,008	140%	16,376	91%
	Total Staffing	478,120.36	503,387.53	775,113	423,047.88	55%	717,297	93%	822,203	6%
52060	Office Supplies	2,955.10	4,725.58	6,500	3,226.41	50%	6,000	92%	6,000	8-%
52063	Postage	132.73	144.92	500	97.74	20%	150	30%	500	0%
52064	Printing & Copying	195.52	1,012.57	1,350	21.67	2%	1,100	81%	1,100	19-%
52080	Other Expense	0.00	263.13	500	233.33	47%	500	100%	600	20%
52090	Mileage Reimbursement	0.00	400.00	1,000	445.00	45%	850	85%	1,000	0%
52130	Prof Development - Training	1,991.27	9,624.42	9,000	5,777.77	64%	8,593	95%	11,000	22%
52140	Dues, Subscriptions & Certs	1,734.97	1,449.94	3,000	1,275.00	43%	2,170	72%	3,000	0%
52280	City Code Update/Printing	782.50	7,781.00	12,000	5,313.00	44%	7,757	65%	12,000	0%
52285	Controllable Contract Services	134,244.60	39,529.49	72,900	50,967.63	70%	72,493	99%	72,000	1-%
52402	Small Tools & Equipment	0.00	0.00	7,058	7,057.74	100%	7,058	100%	7,000	1-%
52403	Computer Related Acquisitions	1,643.71	1,628.82	3,192	0.00	0%	0	0%	0	0%
52581	Office Equip Maint/Repair	3,477.60	4,509.48	5,200	2,074.79	40%	5,200	100%	5,000	4-%
52945	Contract - City Attorney	0.00	0.00	10,000	0.00	0%	10,000	100%	0	0%
	Total Controllable Exp	147,158.00	71,069.35	132,200	76,490.08	58%	121,871	92%	119,200	10-%
52160	Pub, Print Ord/Res/Legals	3,871.87	7,000.88	11,000	3,856.69	35%	5,000	45%	8,500	23-%
52275	Registrar Services	0.00	391,557.38	600,000	0.00	0%	600,000	100%	600,000	0%
52461	Tuition Reimbursement	0.00	0.00	3,500	3,500.00	100%	3,500	100%	3,500	0%
52690	Election Expense	658.50	212.36	1,000	640.16	64%	854	85%	1,000	0%

CITY OF POMONA

Revenue / Expenditure Report - 3 Year History

101	General Fund	2021-2022 ACTUALS	2022-2023 ACTUALS	2023-2024 BUDGET	2023-2024 ACTUALS THRU 03/31/2024	% ACTUALS/ BUDGET	2023-2024 YEAR-END ESTIMATE	% YR END/ BUDGET	2024-2025 BUDGET	% BUDGET CHANGE
	Total Required Exp	4,530.37	398,770.62	615,500	7,996.85	1%	609,354	99%	613,000	0%
52123	Desk Phone Expense	587.83	911.37	793	339.46	43%	0	0%	0	0%
52128	Cellular Phones	0.00	0.00	750	368.29	49%	750	100%	0	0%
	Total Utilities	587.83	911.37	1,543	707.75	46%	750	49%	0	0%
52185	Info Systems Allocation	15,915.05	13,152.00	23,697	15,798.00	67%	23,697	100%	26,258	11%
52235	Claims Exp - Liab	1,202.00	0.00	0	0.00	0%	0	0%	0	0%
52245	Liab Admin Alloc	18,391.84	22,873.00	31,888	21,258.64	67%	31,888	100%	48,715	53%
52246	Unempl Admin Alloc	51.01	59.00	72	48.00	67%	72	100%	95	32%
52247	WC Admin Alloc	5,249.71	7,167.00	10,033	6,688.64	67%	10,033	100%	10,994	10%
53921	POB Allocation	37,496.00	59,912.00	72,437	54,327.78	75%	72,437	100%	73,781	2%
	Total Alloc Costs & Self Ins	78,305.61	103,163.00	138,127	98,121.06	71%	138,127	100%	159,843	16%
	Total Expense:	708,702.17	1,077,301.87	1,662,483	606,363.62	36 %	1,587,399	95 %	1,714,246	3%
	Net: All City Clerk	692,722.17-	1,073,248.26-	1,654,183-	596,155.87-		1,577,099-		1,705,946-	

Line Item Details by Division

CITY OF POMONA

Revenue / Expenditure Report - 3 Year History

101	General Fund	2021-2022	2022-2023	2023-2024	2023-2024	%	2023-2024	%	2024-2025	%
		ACTUALS	ACTUALS	BUDGET	ACTUALS THRU 03/31/2024	ACTUALS/ BUDGET	YEAR-END ESTIMATE	YR END/ BUDGET	BUDGET	BUDGET CHANGE
		-----	-----	-----	-----	-----	-----	-----	-----	-----
0301	City Clerk									
40380	All Other Revenues	580.00	98.00	300	7.75	3%	100	33%	300	0%
	All Charges for Services	580.00	98.00	300	7.75	0%	100	33%	300	0%
80881	Trnsf frm American Rescue Plan	11,250.00	0.00	0	0.00	0%	0	0%	0	0%
	All Transfers In	11,250.00	0.00	0	0.00	0%	0	33%	0	0%
	Total Revenue	11,830.00	98.00	300.00	7.75	0%	100	33%	300	0%
51012	Earnings & Benefits	416,867.09	496,986.66	758,551	405,527.82	53%	697,289	92%	797,827	5%
51030	All Overtime - Non Sworn	226.23	6,400.87	8,000	5,512.95	69%	8,000	100%	8,000	0%
51059	Retirement/Termination Payout	383.39	0.00	0	0.00	0%	0	0%	0	0%
51080	Total Buybacks	0.00	0.00	8,562	12,007.11	140%	12,008	140%	16,376	91%
	Total Staffing	417,476.71	503,387.53	775,113	423,047.88	55%	717,297	93%	822,203	6%
52060	Office Supplies	2,955.10	4,725.58	6,000	3,226.41	54%	6,000	100%	6,000	0%
52063	Postage	132.73	144.92	500	97.74	20%	150	30%	500	0%
52064	Printing & Copying	81.91	993.73	1,000	16.06	2%	1,000	100%	1,000	0%
52080	Other Expense	0.00	263.13	500	233.33	47%	500	100%	600	20%
52090	Mileage Reimbursement	0.00	400.00	1,000	445.00	45%	850	85%	1,000	0%
52130	Prof Development - Training	1,991.27	9,624.42	9,000	5,777.77	64%	8,593	95%	11,000	22%
52140	Dues, Subscriptions & Certs	1,734.97	1,449.94	3,000	1,275.00	43%	2,170	72%	3,000	0%
52280	City Code Update/Printing	782.50	7,781.00	12,000	5,313.00	44%	7,757	65%	12,000	0%
52285	Controllable Contract Services	21,568.00	38,919.49	71,900	50,967.63	71%	71,883	100%	71,300	1-%
52402	Small Tools & Equipment	0.00	0.00	7,058	7,057.74	100%	7,058	100%	7,000	1-%
52403	Computer Related Acquisitions	1,643.71	1,628.82	3,192	0.00	0%	0	0%	0	0%
52581	Office Equip Maint/Repair	3,477.60	4,509.48	5,200	2,074.79	40%	5,200	100%	5,000	4-%
	Total Controllable Exp	34,367.79	70,440.51	120,350	76,484.47	64%	111,161	92%	118,400	2-%
52160	Pub, Print Ord/Res/Legals	640.15	0.00	2,000	0.00	0%	0	0%	500	75-%
52461	Tuition Reimbursement	0.00	0.00	3,500	3,500.00	100%	3,500	100%	3,500	0%
52690	Election Expense	64.76	0.00	0	0.00	0%	0	0%	0	0%
	Total Required Exp	704.91	0.00	5,500	3,500.00	64%	3,500	64%	4,000	27-%

CITY OF POMONA

Revenue / Expenditure Report - 3 Year History

101	General Fund	2021-2022 ACTUALS	2022-2023 ACTUALS	2023-2024 BUDGET	2023-2024 ACTUALS THRU 03/31/2024	% ACTUALS/ BUDGET	2023-2024 YEAR-END ESTIMATE	% YR END/ BUDGET	2024-2025 BUDGET	% BUDGET CHANGE
52123	Desk Phone Expense	587.83	911.37	793	339.46	43%	0	0%	0	0%
52128	Cellular Phones	0.00	0.00	750	368.29	49%	750	100%	0	0%
	Total Utilities	587.83	911.37	1,543	707.75	46%	750	49%	0	0%
52185	Info Systems Allocation	15,915.05	13,152.00	23,697	15,798.00	67%	23,697	100%	26,258	11%
52235	Claims Exp - Liab	1,202.00	0.00	0	0.00	0%	0	0%	0	0%
52245	Liab Admin Alloc	18,391.84	22,873.00	31,888	21,258.64	67%	31,888	100%	48,715	53%
52246	Unempl Admin Alloc	51.01	59.00	72	48.00	67%	72	100%	95	32%
52247	WC Admin Alloc	5,249.71	7,167.00	10,033	6,688.64	67%	10,033	100%	10,994	10%
53921	POB Allocation	37,496.00	57,475.00	72,437	54,327.78	75%	72,437	100%	73,781	2%
	Total Alloc Costs & Self Ins	78,305.61	100,726.00	138,127	98,121.06	71%	138,127	100%	159,843	16%
Total Expense:		531,442.85	675,465.41	1,040,633	601,861.16	58 %	970,835	93 %	1,104,446	6%
Net: City Clerk		519,612.85-	675,367.41-	1,040,333-	601,853.41-		970,735-		1,104,146-	

CITY OF POMONA

Revenue / Expenditure Report - 3 Year History

101	General Fund	2021-2022 ACTUALS	2022-2023 ACTUALS	2023-2024 BUDGET	2023-2024 ACTUALS THRU 03/31/2024	% ACTUALS/ BUDGET	2023-2024 YEAR-END ESTIMATE	% YR END/ BUDGET	2024-2025 BUDGET	% BUDGET CHANGE
0302	Election Activities									
40380	All Other Revenues	400.00	3,955.61	8,000	10,200.00	128%	10,200	128%	8,000	0%
	All Charges for Services	400.00	3,955.61	8,000	10,200.00	0%	10,200	128%	8,000	0%
	Total Revenue	400.00	3,955.61	8,000.00	10,200.00	0%	10,200	128%	8,000	0%
52060	Office Supplies	0.00	0.00	500	0.00	0%	0	0%	0	0%
52064	Printing & Copying	52.51	18.84	350	5.61	2%	100	29%	100	71-%
	Total Controllable Exp	52.51	18.84	850	5.61	1%	100	12%	100	88-%
52160	Pub, Print Ord/Res/Legals	600.00	7,000.88	8,000	3,856.69	48%	5,000	63%	8,000	0%
52275	Registrar Services	0.00	391,557.38	600,000	0.00	0%	600,000	100%	600,000	0%
52690	Election Expense	593.74	212.36	1,000	640.16	64%	854	85%	1,000	0%
	Total Required Exp	1,193.74	398,770.62	609,000	4,496.85	1%	605,854	99%	609,000	0%
	Total Expense:	1,246.25	398,789.46	609,850	4,502.46	1%	605,954	99%	609,100	0%
	Net: Election Activities	846.25-	394,833.85-	601,850-	5,697.54		595,754-		601,100-	

CITY OF POMONA

Revenue / Expenditure Report - 3 Year History

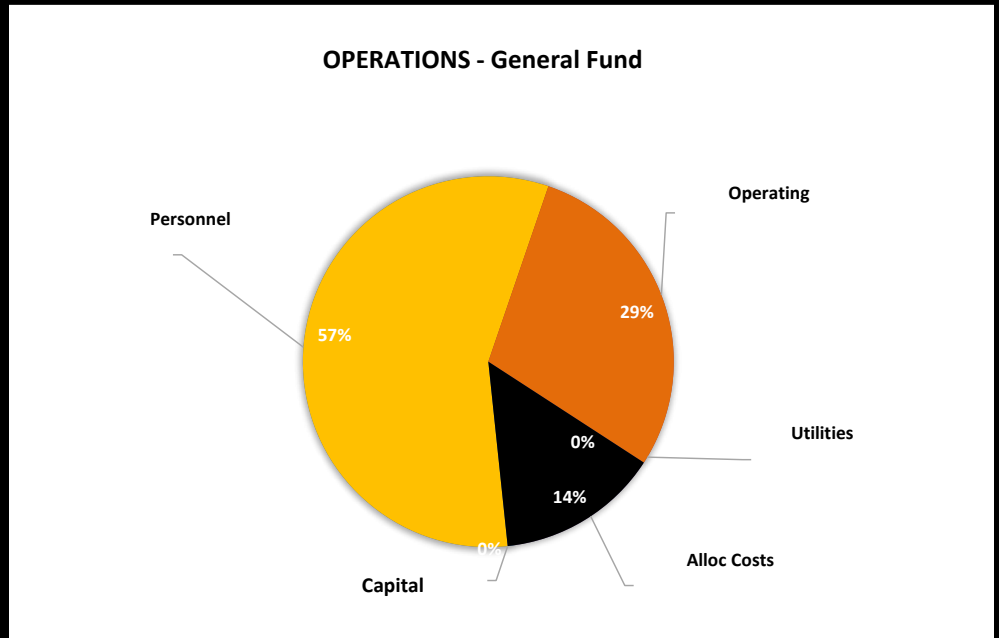
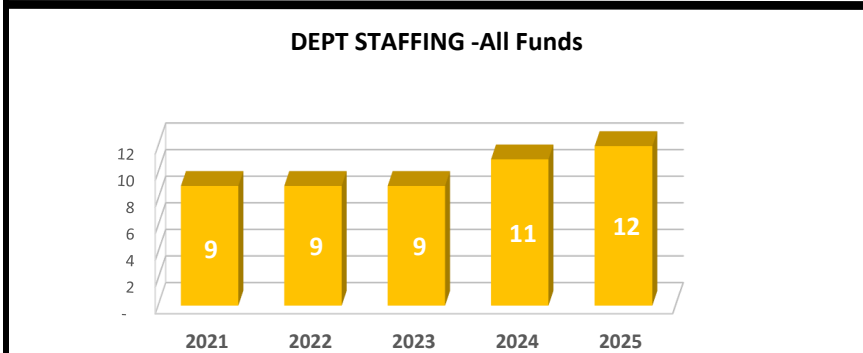
101	General Fund	2021-2022 ACTUALS	2022-2023 ACTUALS	2023-2024 BUDGET	2023-2024 ACTUALS THRU 03/31/2024	% ACTUALS/ BUDGET	2023-2024 YEAR-END ESTIMATE	% YR END/ BUDGET	2024-2025 BUDGET	% BUDGET CHANGE
0304	Redistricting Program									
80881	Trnsf frm American Rescue Plan	3,750.00	0.00	0	0.00	0%	0	0%	0	0%
	All Transfers In	3,750.00	0.00	0	0.00	0%	0	0%	0	0%
	Total Revenue	3,750.00	0.00	0.00	0.00	0%	0	0%	0	0%
51012	Earnings & Benefits	59,493.49	0.00	0	0.00	0%	0	0%	0	0%
51059	Retirement/Termination Payout	1,150.16	0.00	0	0.00	0%	0	0%	0	0%
	Total Staffing	60,643.65	0.00	0	0.00	0%	0	0%	0	0%
52064	Printing & Copying	54.87	0.00	0	0.00	0%	0	0%	0	0%
52285	Controllable Contract Services	112,676.60	610.00	1,000	0.00	0%	610	61%	700	30-%
52945	Contract - City Attorney	0.00	0.00	10,000	0.00	0%	10,000	100%	0	0%
	Total Controllable Exp	112,731.47	610.00	11,000	0.00	0%	10,610	96%	700	94-%
52160	Pub, Print Ord/Res/Legals	2,631.72	0.00	1,000	0.00	0%	0	0%	0	0%
	Total Required Exp	2,631.72	0.00	1,000	0.00	0%	0	0%	0	0%
53921	POB Allocation	0.00	2,437.00	0	0.00	0%	0	0%	0	0%
	Total Alloc Costs & Self Ins	0.00	2,437.00	0	0.00	0%	0	0%	0	0%
	Total Expense:	176,006.84	3,047.00	12,000	0.00	0%	10,610	88%	700	94-%
	Net: Redistricting Program	172,256.84-	3,047.00-	12,000-	0.00		10,610-		700-	

Department at a Glance

~ HUMAN RESOURCES / RISK MANAGEMENT ~

EXPENSE BY DIVISION / FUND			
	2022-23	2023-24	2024-25
	Actual	Budget	Proposed
Human Resources / Risk Mgmt			
0701 Personnel Services	1,641,248	2,172,733	2,206,488
General Fund Total	1,641,248	2,172,733	2,206,488
Self Insurance Funds - Operations			
1351 Workers Compensation	124,799	(145,374)	-
1352 Liability	(377,162)	188,527	-
1353 Unemployment	19,569	80,545	80,000
Dept Total	(232,794)	123,698	80,000
Recovered Costs	-	-	-
SIF - Operations Total	(232,794)	123,698	80,000
Self Insurance Funds - Claims			
F671 Workers Compensation	1,853,942	3,000,000	3,000,000
F672 Liability	(3,118,579)	2,800,000	2,800,000
F673 Unemployment	19,562	80,000	80,000
SIF - Claims Total	(1,245,075)	5,880,000	5,880,000

GENERAL FUND EXPENSE BY CATEGORY			
	2022-23	2023-24	2024-25
	Actual	Budget	Proposed
Personnel	977,038	1,135,681	1,256,014
Operating	444,837	770,689	637,800
Utilities	1,418	1,762	-
Alloc Costs	217,956	264,601	312,674
Capital	-	-	-
Total	1,641,248	2,172,733	2,206,488
Adm Svc Chg	(289,172)	(303,341)	(407,190)
Total	1,352,076	1,869,392	1,799,298



Services Provided

~ HUMAN RESOURCES / RISK MANAGEMENT ~

The Human Resources Department includes both Personnel Services and Risk Management Divisions. Personnel Services (commonly referred to as Human Resources) recruits, develops and retains talented employees and volunteers to carry out the vision and mission of the City Council. Risk Management preserves and protects the assets of the City, analyzes and obtains insurance coverages, administers the safety, workers' compensation and liability claims programs, and oversees emergency preparedness citywide. Human Resources supports and partners with other City departments to achieve the overall vision of the City and improve the quality of life for our diverse community.

Division Details

Program 0701 – Personnel Services

Personnel Services, also commonly referred to as Human Resources, is responsible for recruitment and selection of outstanding City employees; classification and compensation of the workforce; labor relations; employee relations and performance management; organizational training and development; and benefits administration. It also coordinates a citywide volunteer program.

Fund 668 – Program 1351–Workers Compensation

The City is responsible for providing workers' compensation benefits for all of its employees consistent with State laws and regulations. The program is currently administered by a third party claims administrator. The City uses a combination of self-insurance and excess coverage through a joint powers agreement to fund the workers' compensation program. Risk Management also contains workers' compensation costs through an active return-to-work modified duty program, safety training and compliance, and subrogation programs.

Fund 668 – Program 1352–Liability

The Risk Management Liability Program manages and oversees tort liability claims filed against the City and related litigation, with the assistance of a third party administrator. Through this fund, the City obtains excess liability coverage to protect the City in the event of a catastrophic liability loss, as well as other various lines of coverage to protect the City's assets. The Liability program also includes damaged property recovery, loss prevention, and emergency preparedness programs.

Fund 668 – Program 1353–Unemployment

The City is required to pay unemployment insurance claims in accordance with State laws and regulations. Human Resources is responsible for responding to unemployment insurance claims submitted to the State Employment Development Department (EDD). Human Resources contracts with a third party administrator to administer the unemployment insurance program.

CITY OF POMONA

Revenue / Expenditure Report - 3 Year History

101	General Fund	2021-2022	2022-2023	2023-2024	2023-2024	%	2023-2024	%	2024-2025	%
		ACTUALS	ACTUALS	BUDGET	ACTUALS THRU 03/31/2024	ACTUALS/ BUDGET	YEAR-END ESTIMATE	YR END/ BUDGET	BUDGET	BUDGET CHANGE
		-----	-----	-----	-----	-----	-----	-----	-----	-----
0701	Personnel Services									
40380	All Other Revenues	43,691.44	960.00	0	42.00	0%	18	0%	0	0%
	All Charges for Services	43,691.44	960.00	0	42.00	0%	18	0%	0	0%
80881	Trnsf frm American Rescue Plan	182,577.56	49,742.82	0	0.00	0%	0	0%	0	0%
	All Transfers In	182,577.56	49,742.82	0	0.00	0%	0	0%	0	0%
	Total Revenue	226,269.00	50,702.82	0.00	42.00	0%	18	0%	0	0%
51012	Earnings & Benefits	739,437.72	787,880.54	988,770	680,023.80	69%	988,770	100%	1,147,440	16%
51030	All Overtime - Non Sworn	2,736.73	1,642.47	3,000	1,138.47	38%	3,000	100%	3,000	0%
51040	Hourly	105,211.89	108,484.14	137,029	38,877.32	28%	87,029	64%	81,081	41-%
51059	Retirement/Termination Payout	0.00	69,479.53	0	25,413.64	0%	25,414	0%	0	0%
51080	Total Buybacks	7,474.54	9,550.97	6,882	7,548.46	110%	7,549	110%	24,493	256%
	Total Staffing	854,860.88	977,037.65	1,135,681	753,001.69	66%	1,111,762	98%	1,256,014	11%
52060	Office Supplies	6,800.12	7,025.86	7,000	4,287.09	61%	7,000	100%	7,000	0%
52063	Postage	1,762.45	893.63	1,500	324.50	22%	1,500	100%	1,000	33-%
52064	Printing & Copying	241.49	167.62	1,500	79.25	5%	1,500	100%	1,000	33-%
52090	Mileage Reimbursement	0.00	566.98	600	501.11	84%	600	100%	800	33%
52130	Prof Development - Training	1,058.00	8,908.44	15,000	12,069.24	80%	15,000	100%	15,000	0%
52140	Dues, Subscriptions & Certs	3,495.00	4,934.01	5,200	5,079.74	98%	5,200	100%	6,500	25%
52162	Advertising - Personnel	3,365.00	3,390.00	3,500	400.00	11%	3,500	100%	6,000	71%
52282	Special Programs	0.00	438.64	1,000	753.00	75%	1,000	100%	6,000	500%
52285	Controllable Contract Services	83,334.00	63,668.20	420,000	78,876.75	19%	170,000	40%	360,000	14-%
52291	Meritorius Service Awards	1,983.43	34,171.99	15,000	2,206.64	15%	15,000	100%	5,000	67-%
52310	OES	146,338.96	49,742.82	0	0.00	0%	0	0%	0	0%
52311	Employee Relations Committee	12,875.92	24,061.38	25,000	1,969.60	8%	20,000	80%	25,000	0%
52323	Outside Legal Services	160,172.95	166,964.56	170,000	18,839.25	11%	140,000	82%	140,000	18-%
52402	Small Tools & Equipment	8,427.83	17,518.28	17,000	0.00	0%	17,000	100%	2,000	88-%
52403	Computer Related Acquisitions	3,319.78	7,838.87	8,184	4,543.27	56%	8,184	100%	0	0%
52460	In-Service Training	375.00	1,537.31	14,000	669.86	5%	14,000	100%	14,000	0%
52466	Fitness For Duty	0.00	2,200.00	4,150	0.00	0%	4,150	100%	3,000	28-%
52540	Fingerprint Expense	7,337.00	8,292.00	7,500	3,133.00	42%	5,000	67%	5,000	33-%

CITY OF POMONA

Revenue / Expenditure Report - 3 Year History

101	General Fund	2021-2022	2022-2023	2023-2024	2023-2024	%	2023-2024	%	2024-2025	%
		ACTUALS	ACTUALS	BUDGET	ACTUALS THRU 03/31/2024	ACTUALS/ BUDGET	YEAR-END ESTIMATE	YR END/ BUDGET	BUDGET	BUDGET CHANGE
52541	Physical/Mental Exams	33,045.00	32,143.00	20,850	10,412.00	50%	18,850	90%	20,000	4%
52545	Recruitment Testing	7,301.55	7,873.91	12,000	8,595.93	72%	12,000	100%	12,000	0%
52581	Office Equip Maint/Repair	735.30	999.46	1,500	416.92	28%	1,500	100%	1,500	0%
	Total Controllable Exp	481,968.78	443,336.96	750,484	153,157.15	20%	460,984	61%	630,800	16%
52250	Insurance Premiums	0.00	0.00	20,205	20,205.00	100%	20,205	100%	0	0%
52461	Tuition Reimbursement	1,500.00	1,500.00	0	0.00	0%	0	0%	7,000	0%
	Total Required Exp	1,500.00	1,500.00	20,205	20,205.00	100%	20,205	100%	7,000	65%
52123	Desk Phone Expense	914.35	1,417.67	1,762	528.02	30%	1,762	100%	0	0%
	Total Utilities	914.35	1,417.67	1,762	528.02	30%	1,762	100%	0	0%
52185	Info Systems Allocation	35,807.41	72,336.00	69,491	52,118.19	75%	69,491	100%	92,481	33%
52235	Claims Exp - Liab	14,949.00	0.00	1,783	1,337.22	75%	1,783	100%	2,871	61%
52245	Liab Admin Alloc	28,417.53	38,315.00	74,555	55,916.19	75%	74,555	100%	90,580	21%
52246	Unempl Admin Alloc	78.47	100.00	168	126.00	75%	168	100%	177	5%
52247	WC Admin Alloc	8,111.31	12,005.00	23,457	17,592.75	75%	23,457	100%	20,442	13%
53921	POB Allocation	72,172.00	95,200.00	95,147	71,360.28	75%	95,147	100%	106,123	12%
	Total Alloc Costs & Self Ins	159,535.72	217,956.00	264,601	198,450.63	75%	264,601	100%	312,674	18%
66180	Furniture & Equipment	16,988.60	0.00	0	0.00	0%	0	0%	0	0%
	Total Capital	16,988.60	0.00	0	0.00	0%	0	0%	0	0%
Total Expense:		1,515,768.33	1,641,248.28	2,172,733	1,125,342.49	52 %	1,859,314	86 %	2,206,488	2%
Net: Personnel Services		1,289,499.33-	1,590,545.46-	2,172,733-	1,125,300.49-		1,859,296-		2,206,488-	

Department at a Glance

~ FINANCE ~

EXPENSE BY DIVISION / FUND				GENERAL FUND EXPENSE BY CATEGORY			
	2022-23 Actual	2023-24 Budget	2024-25 Proposed		2022-23 Actual	2023-24 Budget	2024-25 Proposed
Finance				Personnel			
1101 Finance Admin	586,943	627,590	639,081	Personnel	1,946,560	2,052,201	2,119,894
1110 Accounting	618,188	636,252	597,908	Operating	222,790	309,557	283,593
1120 Payroll	529,133	347,351	462,316	Utilities	4,571	4,590	-
1150 Purchasing Services	340,466	555,186	438,507	Alloc Costs	449,074	419,603	408,893
1160 Revenue Management	587,964	631,072	674,568	Trans Out	-	-	-
Dept Total	2,662,694	2,797,451	2,812,380	Capital	39,698	11,500	-
Internal Service Funds - Printing and Mail Services				Total	2,662,694	2,797,451	2,812,380
1140 Printing Services	14,331	18,576	18,544	Adm Svc Chg	(496,342)	(520,662)	(421,922)
1145 Mail Services	21,611	23,131	39,870	Total	2,166,352	2,276,789	2,390,458
Sub - Total	35,942	41,707	58,414				
Recovered Costs	(35,341)	(41,475)	(58,414)				
Total	601	232	-				
Special Revenue Funds							
F191 American Rescue Plan	4,869,599	39,291,280	17,599,018				
Enterprise Funds							
8121 Utility Billing- Revenue Mgmt	1,239,953	992,662	1,384,993				

OPERATIONS - General Fund		DEPT STAFFING -All Funds	
<p>A pie chart illustrating the distribution of General Fund Operations. Personnel is the largest category at 75%, followed by Alloc Costs at 15%, Operating at 10%, and Utilities at 0%.</p>		<p>A bar chart showing the number of staff members in the department from 2021 to 2025. The staffing level remains constant at 33 from 2021 to 2024, and is projected to decrease to 30 in 2025.</p>	

Services Provided

~ FINANCE ~

The Finance Department develops and maintains effective financial planning and reporting, internal controls, and central support systems in order to assist operating departments in achieving their program objectives. The department is responsible for the following key areas – Administration/Budgeting, Accounting, Accounts Payable/Receivable, Debt Administration, Payroll, Purchasing, Printing/Mail Services, Successor Agency Reporting, and Treasury and Revenue Management. The City has been awarded the Government Finance Officers Association Achievement of Excellence in Financial Reporting for the past 28 years and has submitted its latest annual report for consideration and possible award.

Division Details

Program 1101 – Finance Administration / Budgeting

The Finance Administration program consists of the Finance Director, Deputy Finance Director and Budget Officer. The division provides direction and support to all Finance Department functions, establishes and administers financial policies, bond development, coordinates and develops the City's annual budget under the direction of the City Manager, and works in collaboration with the Public Works Department for the development of the Capital Improvement Program. Effective August 2014, the Finance Director was also the appointed City Treasurer.

Program 1110 – Accounting

The Accounting Division monitors, records, and reports on all financial transactions, as well as provides professional and courteous customer service while facilitating timely and accurate payment of the City's financial obligations. The division is also responsible for debt management, grant management, the accounting for over 100 separate funds, and producing approximately 16,000 accounts payable payments annually.

Program 1120 – Payroll

The Payroll division is responsible for the timely and accurate payment of the City's employees. The division is also responsible for balancing and

processing the payment of all related taxes, benefits, and voluntary deductions such as health, dental, vision, life, retirement, LTD, deferred compensation, wage garnishments, etc. Payroll also verifies employment for home loan applications.

Program 1150 – Purchasing Services

The Purchasing Services Program provides for the procurement of supplies, services and equipment for various City departments at the lowest available cost purchased in the most efficient manner. In addition, the division is responsible for disposition of surplus City property and oversees printing, and mail operations for the City.

Program 1160 – Revenue Management

The Revenue Management division is responsible for collecting and receipting funds owed to the City, and managing the City's utility billing process for 30,000 accounts and the business license program for over 11,000 businesses. In detail, the division performs cashiering services for citywide payments; tracks and processes Utility User Tax, Transient Occupancy Tax, other revenue payments, and monitors all returned payments.

CITY OF POMONA

Revenue / Expenditure Report - 3 Year History

101	General Fund	2021-2022	2022-2023	2023-2024	2023-2024	%	2023-2024	%	2024-2025	%
		ACTUALS	ACTUALS	BUDGET	ACTUALS THRU 03/31/2024	ACTUALS/ BUDGET	YEAR-END ESTIMATE	YR END/ BUDGET	BUDGET	BUDGET CHANGE

1100	All Finance									
40060	Business Licenses	4,591,937.68	4,957,928.85	5,500,000	3,740,335.09	68%	5,500,000	100%	5,800,000	5%
40145	BusLic SB1186/AB1379 Adm Fe	1,766.82	1,740.98	1,800	808.59	45%	1,800	100%	1,800	0%
40431	Cannabis Business Tax(Mesr PC)	2,108,764.10	2,766,846.95	3,750,000	2,410,460.36	64%	3,750,000	100%	3,350,000	11-%
40691	Business License Admin Fee	21,730.02	24,626.64	21,000	21,720.45	103%	26,000	124%	26,000	24%
	All Other Taxes	6,724,198.62	7,751,143.42	9,272,800	6,173,324.49	0%	9,277,800	101%	9,177,800	1-%
40063	Business Lic Penalties	234,155.39	421,221.20	300,000	241,421.75	80%	300,000	100%	325,000	8%
	All Fines	234,155.39	421,221.20	300,000	241,421.75	0%	300,000	101%	325,000	8 %
40054	Food Vendor Permits	457.50	395.25	200	213.60	107%	250	125%	200	0%
40259	VFH Operator Permit	1,309.85	780.05	500	931.90	186%	1,025	205%	1,000	100%
40266	VFH Driver Permit	1,253.50	405.05	100	963.30	963%	1,000	1,000%	1,000	900%
	All Permits	3,020.85	1,580.35	800	2,108.80	0%	2,275	101%	2,200	175 %
40690	Administrative Program Fee	0.00	0.00	25,000	0.00	0%	25,000	100%	20,000	20-%
	All Fees	0.00	0.00	25,000	0.00	0%	25,000	101%	20,000	20-%
40226	Miscellaneous Income	368.95	277.80	300	254.46	85%	300	100%	300	0%
40530	Over & Short	400.81	1,198.60	0	269.54	0%	500	0%	0	0%
	All Other Misc Revenue	769.76	920.80	300	15.08	0%	200	101%	300	0 %
40380	All Other Revenues	13,991.13	79,657.73	12,480	17,480.12	140%	18,713	150%	12,500	0%
	All Charges for Services	13,991.13	79,657.73	12,480	17,480.12	0%	18,713	101%	12,500	0 %
80881	Trnsf frm American Rescue Plan	88,118.31	56,061.00	0	3,338.41	0%	40,061	0%	0	0%
	All Transfers In	88,118.31	56,061.00	0	3,338.41	0%	40,061	101%	0	0 %
	Total Revenue	7,064,254.06	8,308,742.90	9,611,380.00	6,437,658.49	0%	9,663,649	101%	9,537,800	1-%
51006	Proposed Staffing Changes	0.00	0.00	0	0.00	0%	0	0%	69,336	0%
51012	Earnings & Benefits	1,772,377.28	1,678,030.68	1,902,026	1,245,179.80	65%	1,815,450	95%	1,923,637	1%
51030	All Overtime - Non Sworn	607.27	12,695.22	5,200	1,416.66	27%	3,406	66%	3,300	37-%
51040	Hourly	56,101.13	107,531.15	100,442	66,554.79	66%	84,070	84%	101,090	1%
51042	Holiday - Non Sworn	0.00	439.24	636	635.66	100%	636	100%	800	26%
51059	Retirement/Termination Payout	0.00	120,521.86	1,997	3,038.72	152%	26,020	1,303%	0	0%
51080	Total Buybacks	23,041.89	27,342.33	41,900	21,051.59	50%	21,054	50%	21,731	48-%
	Total Staffing	1,852,127.57	1,946,560.48	2,052,201	1,337,877.22	65%	1,950,636	95%	2,119,894	3%

CITY OF POMONA

Revenue / Expenditure Report - 3 Year History

101	General Fund	2021-2022	2022-2023	2023-2024	2023-2024	%	2023-2024	%	2024-2025	%
		ACTUALS	ACTUALS	BUDGET	ACTUALS THRU 03/31/2024	ACTUALS/ BUDGET	YEAR-END ESTIMATE	YR END/ BUDGET	BUDGET	BUDGET CHANGE

51055	Temporary Agency Svcs	0.00	0.00	7,200	0.00	0%	0	0%	0	0%
52060	Office Supplies	10,146.49	10,619.67	14,720	7,335.58	50%	14,320	97%	16,220	10%
52063	Postage	10,271.16	11,120.77	13,800	5,952.85	43%	13,705	99%	14,800	7%
52064	Printing & Copying	11,598.15	12,162.20	17,100	4,387.19	26%	16,951	99%	18,200	6%
52080	Other Expense	3,692.60	0.00	2,250	2,210.24	98%	2,211	98%	0	0%
52090	Mileage Reimbursement	76.94	6.57	631	216.05	34%	431	68%	950	51%
52130	Prof Development - Training	6,940.26	15,954.56	38,100	25,690.74	67%	34,143	90%	59,405	56%
52140	Dues, Subscriptions & Certs	5,973.02	4,962.31	8,455	4,613.88	55%	7,375	87%	8,065	5-%
52285	Controllable Contract Services	75,039.17	111,551.00	135,630	28,912.50	21%	132,574	98%	125,825	7-%
52286	Auction Expenses	0.00	0.00	50	0.00	0%	0	0%	50	0%
52323	Outside Legal Services	11,590.39	2,543.64	0	0.00	0%	0	0%	0	0%
52402	Small Tools & Equipment	2,088.00	18,391.44	18,941	8,504.04	45%	11,779	62%	3,850	80-%
52403	Computer Related Acquisitions	5,435.25	1,731.68	13,050	831.70	6%	12,250	94%	0	0%
52581	Office Equip Maint/Repair	2,517.42	2,688.41	3,700	999.50	27%	3,035	82%	3,300	11-%
	Total Controllable Exp	145,368.85	191,732.25	273,627	89,654.27	33%	248,774	91%	250,665	8-%
52081	Off-Site Storage	573.12	573.12	1,500	382.08	25%	700	47%	1,000	33-%
52160	Pub, Print Ord/Res/Legals	1,553.23	790.72	1,100	0.00	0%	1,100	100%	1,200	9%
52180	Audit Services	29,499.80	26,970.86	25,020	17,664.50	71%	25,020	100%	25,728	3%
52461	Tuition Reimbursement	2,714.36	2,723.39	7,310	143.99	2%	3,144	43%	5,000	32-%
52576	Automation Lease	769.72	0.00	1,000	0.00	0%	0	0%	0	0%
58920	Uncollectible Accounts	27.00-	0.00	0	0.00	0%	0	0%	0	0%
	Total Required Exp	35,083.23	31,058.09	35,930	18,190.57	51%	29,964	83%	32,928	8-%
52121	Telephone Service Expense	653.50	547.58	700	406.24	58%	545	78%	0	0%
52123	Desk Phone Expense	1,828.86	2,835.19	2,290	1,055.99	46%	2,209	96%	0	0%
52128	Cellular Phones	1,139.37	1,187.89	1,600	1,224.85	77%	1,312	82%	0	0%
	Total Utilities	3,621.73	4,570.66	4,590	2,687.08	59%	4,066	89%	0	0%
52185	Info Systems Allocation	68,918.64	87,034.00	57,648	43,235.82	75%	57,648	100%	68,357	19%
52245	Liab Admin Alloc	81,097.41	110,138.00	119,411	89,558.10	75%	119,411	100%	129,049	8%
52246	Unempl Admin Alloc	222.66	288.00	269	201.60	75%	269	100%	252	6-%

CITY OF POMONA

Revenue / Expenditure Report - 3 Year History

101	General Fund	2021-2022 ACTUALS	2022-2023 ACTUALS	2023-2024 BUDGET	2023-2024 ACTUALS THRU 03/31/2024	% ACTUALS/ BUDGET	2023-2024 YEAR-END ESTIMATE	% YR END/ BUDGET	2024-2025 BUDGET	% BUDGET CHANGE
52247	WC Admin Alloc	23,148.11	34,508.00	37,568	28,175.85	75%	37,568	100%	29,124	22-%
53921	POB Allocation	177,985.00	217,106.00	204,707	149,565.69	73%	204,707	100%	182,111	11-%
	Total Alloc Costs & Self Ins	351,371.82	449,074.00	419,603	310,737.06	74%	419,603	100%	408,893	3-%
66180	Furniture & Equipment	3,103.70	39,698.28	0	0.00	0%	0	0%	0	0%
66182	Automobiles & Trucks	0.00	0.00	11,500	11,394.67	99%	11,395	99%	0	0%
66193	Automation Acquisitions	15,600.00	0.00	0	0.00	0%	0	0%	0	0%
	Total Capital	18,703.70	39,698.28	11,500	11,394.67	99%	11,395	99%	0	0%
89987	Transfer to CIP Project Fund	18,350.00	0.00	0	0.00	0%	0	0%	0	0%
	Total Transfer Out	18,350.00	0.00	0	0.00	0%	0	0%	0	0%
Total Expense:		2,424,626.90	2,662,693.76	2,797,451	1,770,540.87	63 %	2,664,438	95 %	2,812,380	1%
Net: All Finance		4,639,627.16	5,646,049.14	6,813,929	4,667,117.62		6,999,211		6,725,420	

Line Item Details by Division

CITY OF POMONA

Revenue / Expenditure Report - 3 Year History

101	General Fund	2021-2022	2022-2023	2023-2024	2023-2024	%	2023-2024	%	2024-2025	%
		ACTUALS	ACTUALS	BUDGET	ACTUALS THRU 03/31/2024	ACTUALS/ BUDGET	YEAR-END ESTIMATE	YR END/ BUDGET	BUDGET	BUDGET CHANGE
		-----	-----	-----	-----	-----	-----	-----	-----	-----
1101	Finance Administration									
40690	Administrative Program Fee	0.00	0.00	25,000	0.00	0%	25,000	100%	20,000	20-%
	All Fees	0.00	0.00	25,000	0.00	0%	25,000	256%	20,000	20-%
40226	Miscellaneous Income	368.95	277.80	300	254.46	85%	300	100%	300	0%
	All Other Misc Revenue	368.95	277.80	300	254.46	0%	300	256%	300	0 %
40380	All Other Revenues	523.00	557.00	480	375.00	78%	550	115%	500	4%
	All Charges for Services	523.00	557.00	480	375.00	0%	550	256%	500	4 %
80881	Trnsf frm American Rescue Plan	37,368.31	40,061.00	0	3,338.41	0%	40,061	0%	0	0%
	All Transfers In	37,368.31	40,061.00	0	3,338.41	0%	40,061	256%	0	0 %
	Total Revenue	38,260.26	40,895.80	25,780.00	3,967.87	0%	65,911	256%	20,800	19-%
51012	Earnings & Benefits	396,549.34	398,217.71	448,533	303,968.28	68%	436,980	97%	452,046	1%
51040	Hourly	44,461.79	8,228.77	10,407	6,114.93	59%	10,000	96%	20,790	100%
51080	Total Buybacks	6,356.17	8,166.21	16,085	9,041.25	56%	9,042	56%	12,000	25-%
	Total Staffing	447,367.30	414,612.69	475,025	319,124.46	67%	456,022	96%	484,836	2%
52060	Office Supplies	628.18	0.00	0	0.00	0%	0	0%	500	0%
52064	Printing & Copying	6,186.59	10,053.63	11,500	3,832.05	33%	11,500	100%	12,500	9%
52130	Prof Development - Training	2,243.33	3,108.47	7,000	5,025.24	72%	7,000	100%	15,715	125%
52140	Dues, Subscriptions & Certs	980.00	905.00	1,100	835.00	76%	1,100	100%	1,515	38%
52285	Controllable Contract Services	58,858.67	68,036.00	42,700	14,050.00	33%	40,000	94%	50,000	17%
52323	Outside Legal Services	11,590.39	2,543.64	0	0.00	0%	0	0%	0	0%
52402	Small Tools & Equipment	699.97	0.00	1,000	0.00	0%	1,000	100%	0	0%
52403	Computer Related Acquisitions	1,669.21	407.82	8,300	0.00	0%	8,300	100%	0	0%
	Total Controllable Exp	82,856.34	85,054.56	71,600	23,742.29	33%	68,900	96%	80,230	12%
52160	Pub, Print Ord/Res/Legals	934.95	256.24	400	0.00	0%	400	100%	500	25%
52461	Tuition Reimbursement	1,500.00	1,500.00	3,000	0.00	0%	3,000	100%	0	0%
	Total Required Exp	2,434.95	1,756.24	3,400	0.00	0%	3,400	100%	500	85-%

CITY OF POMONA

Revenue / Expenditure Report - 3 Year History

101	General Fund	2021-2022	2022-2023	2023-2024	2023-2024	%	2023-2024	%	2024-2025	%
		ACTUALS	ACTUALS	BUDGET	ACTUALS THRU 03/31/2024	ACTUALS/ BUDGET	YEAR-END ESTIMATE	YR END/ BUDGET	BUDGET	BUDGET CHANGE
52123	Desk Phone Expense	65.32	101.28	264	37.73	14%	100	38%	0	0%
52128	Cellular Phones	696.86	976.98	850	846.86	100%	850	100%	0	0%
	Total Utilities	762.18	1,078.26	1,114	884.59	79%	950	85%	0	0%
52185	Info Systems Allocation	14,361.22	13,184.00	6,912	5,184.00	75%	6,912	100%	10,334	50%
52245	Liab Admin Alloc	81,097.41	16,684.00	14,316	10,737.00	75%	14,316	100%	17,414	22%
52246	Unempl Admin Alloc	222.66	44.00	32	23.94	75%	32	100%	34	6%
52247	WC Admin Alloc	23,148.11	5,228.00	4,504	3,377.97	75%	4,504	100%	3,930	13-%
53921	POB Allocation	38,493.00	49,301.00	50,687	36,944.92	73%	50,687	100%	41,803	18-%
	Total Alloc Costs & Self Ins	157,322.40	84,441.00	76,451	56,267.83	74%	76,451	100%	73,515	4-%
66193	Automation Acquisitions	15,600.00	0.00	0	0.00	0%	0	0%	0	0%
	Total Capital	15,600.00	0.00	0	0.00	0%	0	0%	0	0%
89987	Transfer to CIP Project Fund	18,350.00	0.00	0	0.00	0%	0	0%	0	0%
	Total Transfer Out	18,350.00	0.00	0	0.00	0%	0	0%	0	0%
Total Expense:		724,693.17	586,942.75	627,590	400,019.17	64 %	605,723	97 %	639,081	2%
Net: Finance Administration		686,432.91-	546,046.95-	601,810-	396,051.30-		539,812-		618,281-	

CITY OF POMONA

Revenue / Expenditure Report - 3 Year History

101	General Fund	2021-2022	2022-2023	2023-2024	2023-2024	%	2023-2024	%	2024-2025	%
		ACTUALS	ACTUALS	BUDGET	ACTUALS THRU 03/31/2024	ACTUALS/ BUDGET	YEAR-END ESTIMATE	YR END/ BUDGET	BUDGET	BUDGET CHANGE
		-----	-----	-----	-----	-----	-----	-----	-----	-----
1110	Accounting									
80881	Trnsf frm American Rescue Plan	16,750.00	0.00	0	0.00	0%	0	0%	0	0%
	All Transfers In	16,750.00	0.00	0	0.00	0%	0	0%	0	0%
	Total Revenue	16,750.00	0.00	0.00	0.00	0%	0	0%	0	0%
51012	Earnings & Benefits	395,436.47	363,457.91	391,186	271,019.88	69%	371,432	95%	395,147	1%
51030	All Overtime - Non Sworn	607.27	768.45	0	205.70	0%	206	0%	100	0%
51040	Hourly	3,915.00	0.00	0	0.00	0%	0	0%	0	0%
51059	Retirement/Termination Payout	0.00	41,755.81	0	1,043.02	0%	24,023	0%	0	0%
51080	Total Buybacks	4,196.76	8,003.92	10,415	6,611.82	63%	6,612	63%	1,750	83-%
	Total Staffing	404,155.50	413,986.09	401,601	278,880.42	69%	402,273	100%	396,997	1-%
52060	Office Supplies	4,380.21	6,313.07	7,720	4,608.48	60%	7,720	100%	7,720	0%
52063	Postage	4,705.28	6,437.92	5,000	3,658.53	73%	5,000	100%	6,000	20%
52064	Printing & Copying	1,116.23	553.05	1,100	336.75	31%	1,100	100%	1,100	0%
52080	Other Expense	3,692.60	0.00	0	0.00	0%	0	0%	0	0%
52090	Mileage Reimbursement	0.00	0.00	400	37.47	9%	200	50%	400	0%
52130	Prof Development - Training	2,922.46	8,860.55	10,450	8,000.94	77%	10,450	100%	15,850	52%
52140	Dues, Subscriptions & Certs	2,508.95	1,415.00	1,955	1,030.00	53%	1,955	100%	1,675	14-%
52285	Controllable Contract Services	9,568.50	29,965.00	68,450	11,000.00	16%	68,450	100%	54,825	20-%
52402	Small Tools & Equipment	716.41	1,303.04	1,500	0.00	0%	500	33%	1,500	0%
52403	Computer Related Acquisitions	415.74	0.00	600	0.00	0%	300	50%	0	0%
52581	Office Equip Maint/Repair	910.00	1,191.44	1,000	521.20	52%	750	75%	1,000	0%
	Total Controllable Exp	30,936.38	56,039.07	98,175	29,193.37	30%	96,425	98%	90,070	8-%
52180	Audit Services	29,499.80	26,970.86	25,020	17,664.50	71%	25,020	100%	25,728	3%
52461	Tuition Reimbursement	0.00	197.99	3,000	143.99	5%	144	5%	3,500	17%
	Total Required Exp	29,499.80	27,168.85	28,020	17,808.49	64%	25,164	90%	29,228	4%
52123	Desk Phone Expense	391.88	607.57	529	226.25	43%	529	100%	0	0%
	Total Utilities	391.88	607.57	529	226.25	43%	529	100%	0	0%

5/2/2024

CITY OF POMONA

Report No. 1234

Revenue / Expenditure Report - 3 Year History

5:00:10PM

101	General Fund	2021-2022 ACTUALS	2022-2023 ACTUALS	2023-2024 BUDGET	2023-2024 ACTUALS THRU 03/31/2024	% ACTUALS/ BUDGET	2023-2024 YEAR-END ESTIMATE	% YR END/ BUDGET	2024-2025 BUDGET	% BUDGET CHANGE
52185	Info Systems Allocation	13,805.33	27,112.00	17,852	13,388.94	75%	17,852	100%	13,168	26-%
52245	Liab Admin Alloc	0.00	34,310.00	36,976	27,731.97	75%	36,976	100%	25,981	30-%
52246	Unempl Admin Alloc	0.00	89.00	84	63.00	75%	84	100%	51	39-%
52247	WC Admin Alloc	0.00	10,749.00	11,633	8,724.69	75%	11,633	100%	5,864	50-%
53921	POB Allocation	36,548.00	48,126.00	41,382	28,142.18	68%	41,382	100%	36,549	12-%
	Total Alloc Costs & Self Ins	50,353.33	120,386.00	107,927	78,050.78	72%	107,927	100%	81,613	24-%
Total Expense:		515,336.89	618,187.58	636,252	404,159.31	64 %	632,318	99 %	597,908	6-%
Net: Accounting		498,586.89-	618,187.58-	636,252-	404,159.31-		632,318-		597,908-	

CITY OF POMONA

Revenue / Expenditure Report - 3 Year History

101	General Fund	2021-2022	2022-2023	2023-2024	2023-2024	%	2023-2024	%	2024-2025	%
		ACTUALS	ACTUALS	BUDGET	ACTUALS THRU 03/31/2024	ACTUALS/ BUDGET	YEAR-END ESTIMATE	YR END/ BUDGET	BUDGET	BUDGET CHANGE
		-----	-----	-----	-----	-----	-----	-----	-----	-----
1120	Payroll									
80881	Trnsf frm American Rescue Plan	10,000.00	0.00	0	0.00	0%	0	0%	0	0%
	All Transfers In	10,000.00	0.00	0	0.00	0%	0	0%	0	0%
	Total Revenue	----- 10,000.00	----- 0.00	----- 0.00	----- 0.00	----- 0%	----- 0	----- 0%	----- 0	----- 0%
51012	Earnings & Benefits	282,123.25	268,552.58	236,837	231,666.11	98%	320,836	135%	350,693	48%
51030	All Overtime - Non Sworn	0.00	11,901.17	5,000	1,205.28	24%	3,000	60%	3,000	40%
51040	Hourly	0.00	56,812.54	26,112	23,410.50	90%	26,000	100%	5,905	77%
51042	Holiday - Non Sworn	0.00	439.24	636	635.66	100%	636	100%	800	26%
51059	Retirement/Termination Payout	0.00	72,291.93	1,807	1,806.28	100%	1,807	100%	0	0%
51080	Total Buybacks	11,932.48	7,692.54	11,300	1,401.48	12%	1,402	12%	3,481	69%
	Total Staffing	294,055.73	417,690.00	281,692	260,125.31	92%	353,681	126%	363,879	29%
52060	Office Supplies	1,236.54	1,273.73	2,500	891.74	36%	2,500	100%	3,500	40%
52063	Postage	882.27	1,012.03	1,200	903.36	75%	1,200	100%	1,200	0%
52064	Printing & Copying	120.97	6.72	200	25.27	13%	200	100%	300	50%
52080	Other Expense	0.00	0.00	2,250	2,210.24	98%	2,211	98%	0	0%
52090	Mileage Reimbursement	76.94	0.00	131	116.85	89%	131	100%	350	167%
52130	Prof Development - Training	0.00	346.03	3,350	2,852.52	85%	2,853	85%	5,840	74%
52140	Dues, Subscriptions & Certs	942.84	1,579.81	2,100	1,776.38	85%	2,100	100%	2,100	0%
52402	Small Tools & Equipment	0.00	2,389.54	350	21.99	6%	350	100%	350	0%
52403	Computer Related Acquisitions	972.89	0.00	1,650	0.00	0%	1,650	100%	0	0%
52581	Office Equip Maint/Repair	1,167.51	758.33	1,600	0.00	0%	1,200	75%	1,200	25%
	Total Controllable Exp	5,399.96	7,366.19	15,331	8,798.35	57%	14,395	94%	14,840	3%
52123	Desk Phone Expense	261.24	404.94	352	150.87	43%	352	100%	0	0%
	Total Utilities	261.24	404.94	352	150.87	43%	352	100%	0	0%
52185	Info Systems Allocation	10,396.10	11,297.00	6,671	5,003.19	75%	6,671	100%	13,653	105%
52245	Liab Admin Alloc	0.00	14,296.00	13,820	10,364.94	75%	13,820	100%	27,145	96%
52246	Unempl Admin Alloc	0.00	37.00	31	23.22	75%	31	100%	53	71%
52247	WC Admin Alloc	0.00	4,479.00	4,348	3,260.97	75%	4,348	100%	6,126	41%

5/2/2024

CITY OF POMONA

Report No. 1234

Revenue / Expenditure Report - 3 Year History

5:00:10PM

101	General Fund	2021-2022 ACTUALS	2022-2023 ACTUALS	2023-2024 BUDGET	2023-2024 ACTUALS THRU 03/31/2024	% ACTUALS/ BUDGET	2023-2024 YEAR-END ESTIMATE	% YR END/ BUDGET	2024-2025 BUDGET	% BUDGET CHANGE
53921	POB Allocation	28,570.00	33,865.00	25,106	18,829.53	75%	25,106	100%	36,620	46%
	Total Alloc Costs & Self Ins	38,966.10	63,974.00	49,976	37,481.85	75%	49,976	100%	83,597	67%
66180	Furniture & Equipment	0.00	39,698.28	0	0.00	0%	0	0%	0	0%
	Total Capital	0.00	39,698.28	0	0.00	0%	0	0%	0	0%
Total Expense:		338,683.03	529,133.41	347,351	306,556.38	88 %	418,404	120 %	462,316	33%
Net: Payroll		328,683.03-	529,133.41-	347,351-	306,556.38-		418,404-		462,316-	

CITY OF POMONA

Revenue / Expenditure Report - 3 Year History

101	General Fund	2021-2022	2022-2023	2023-2024	2023-2024	%	2023-2024	%	2024-2025	%
		ACTUALS	ACTUALS	BUDGET	ACTUALS THRU 03/31/2024	ACTUALS/ BUDGET	YEAR-END ESTIMATE	YR END/ BUDGET	BUDGET	BUDGET CHANGE
		-----	-----	-----	-----	-----	-----	-----	-----	-----
1150	Purchasing Services									
40380	All Other Revenues	0.00	93.48	0	162.68	0%	163	0%	0	0%
	All Charges for Services	0.00	93.48	0	162.68	0%	163	0%	0	0%
80881	Trnsf frm American Rescue Plan	1,750.00	0.00	0	0.00	0%	0	0%	0	0%
	All Transfers In	1,750.00	0.00	0	0.00	0%	0	0%	0	0%
	Total Revenue	1,750.00	93.48	0.00	162.68	0%	163	0%	0	0%
51012	Earnings & Benefits	236,654.36	248,105.44	398,720	198,379.56	50%	286,202	72%	334,920	16-%
51040	Hourly	7,154.43	3,706.50	7,911	69.89	1%	70	1%	0	0%
	Total Staffing	243,808.79	251,811.94	406,631	198,449.45	49%	286,272	70%	334,920	18-%
52060	Office Supplies	519.11	302.14	1,000	254.22	25%	600	60%	1,000	0%
52063	Postage	1.42	176.02	100	0.63	1%	5	5%	100	0%
52064	Printing & Copying	232.45	128.34	300	26.88	9%	151	50%	300	0%
52090	Mileage Reimbursement	0.00	6.57	0	0.00	0%	0	0%	0	0%
52130	Prof Development - Training	1,084.12	2,715.93	12,000	5,077.19	42%	8,540	71%	15,000	25%
52140	Dues, Subscriptions & Certs	1,398.73	925.00	3,000	805.00	27%	1,920	64%	2,500	17-%
52285	Controllable Contract Services	6,612.00	13,550.00	21,980	3,862.50	18%	21,624	98%	18,500	16-%
52286	Auction Expenses	0.00	0.00	50	0.00	0%	0	0%	50	0%
52402	Small Tools & Equipment	0.00	23.19	8,191	7,928.45	97%	7,929	97%	0	0%
52403	Computer Related Acquisitions	1,639.95	0.00	500	0.00	0%	0	0%	0	0%
52581	Office Equip Maint/Repair	439.91	510.63	600	223.39	37%	585	98%	600	0%
	Total Controllable Exp	11,927.69	18,337.82	47,721	18,178.26	38%	41,354	87%	38,050	20-%
52576	Automation Lease	769.72	0.00	1,000	0.00	0%	0	0%	0	0%
	Total Required Exp	769.72	0.00	1,000	0.00	0%	0	0%	0	0%
52121	Telephone Service Expense	653.50	547.58	700	406.24	58%	545	78%	0	0%
52123	Desk Phone Expense	391.93	607.54	264	226.29	86%	347	131%	0	0%
52128	Cellular Phones	392.53	210.91	750	377.99	50%	462	62%	0	0%
	Total Utilities	1,437.96	1,366.03	1,714	1,010.52	59%	1,354	79%	0	0%

CITY OF POMONA

Revenue / Expenditure Report - 3 Year History

101	General Fund	2021-2022 ACTUALS	2022-2023 ACTUALS	2023-2024 BUDGET	2023-2024 ACTUALS THRU 03/31/2024	% ACTUALS/ BUDGET	2023-2024 YEAR-END ESTIMATE	% YR END/ BUDGET	2024-2025 BUDGET	% BUDGET CHANGE
52185	Info Systems Allocation	9,772.56	13,073.00	11,614	8,710.47	75%	11,614	100%	11,128	4-%
52245	Liab Admin Alloc	0.00	16,543.00	24,058	18,043.47	75%	24,058	100%	19,080	21-%
52246	Unempl Admin Alloc	0.00	44.00	54	40.50	75%	54	100%	37	31-%
52247	WC Admin Alloc	0.00	5,183.00	7,569	5,676.75	75%	7,569	100%	4,306	43-%
53921	POB Allocation	18,941.00	34,107.00	43,325	32,493.78	75%	43,325	100%	30,986	28-%
	Total Alloc Costs & Self Ins	28,713.56	68,950.00	86,620	64,964.97	75%	86,620	100%	65,537	24-%
66182	Automobiles & Trucks	0.00	0.00	11,500	11,394.67	99%	11,395	99%	0	0%
	Total Capital	0.00	0.00	11,500	11,394.67	99%	11,395	99%	0	0%
Total Expense:		286,657.72	340,465.79	555,186	293,997.87	53 %	426,995	77 %	438,507	21-%
Net: Purchasing Services		284,907.72-	340,372.31-	555,186-	293,835.19-		426,832-		438,507-	

CITY OF POMONA

Revenue / Expenditure Report - 3 Year History

101	General Fund	2021-2022	2022-2023	2023-2024	2023-2024	%	2023-2024	%	2024-2025	%
		ACTUALS	ACTUALS	BUDGET	ACTUALS THRU 03/31/2024	ACTUALS/ BUDGET	YEAR-END ESTIMATE	YR END/ BUDGET	BUDGET	BUDGET CHANGE

1160	Revenue Management									
40060	Business Licenses	4,591,937.68	4,957,928.85	5,500,000	3,740,335.09	68%	5,500,000	100%	5,800,000	5%
40145	BusLic SB1186/AB1379 Adm Fe	1,766.82	1,740.98	1,800	808.59	45%	1,800	100%	1,800	0%
40431	Cannabis Business Tax(Mesr PC)	2,108,764.10	2,766,846.95	3,750,000	2,410,460.36	64%	3,750,000	100%	3,350,000	11-%
40691	Business License Admin Fee	21,730.02	24,626.64	21,000	21,720.45	103%	26,000	124%	26,000	24%
	All Other Taxes	6,724,198.62	7,751,143.42	9,272,800	6,173,324.49	0%	9,277,800	100%	9,177,800	1-%
40063	Business Lic Penalties	234,155.39	421,221.20	300,000	241,421.75	80%	300,000	100%	325,000	8%
	All Fines	234,155.39	421,221.20	300,000	241,421.75	0%	300,000	100%	325,000	8 %
40054	Food Vendor Permits	457.50	395.25	200	213.60	107%	250	125%	200	0%
40259	VFH Operator Permit	1,309.85	780.05	500	931.90	186%	1,025	205%	1,000	100%
40266	VFH Driver Permit	1,253.50	405.05	100	963.30	963%	1,000	1,000%	1,000	900%
	All Permits	3,020.85	1,580.35	800	2,108.80	0%	2,275	100%	2,200	175 %
	All Fees	0.00	0.00	0	0.00	0%	0	100%	0	0 %
40530	Over & Short	400.81	1,198.60	0	269.54	0%	500	0%	0	0%
	All Other Misc Revenue	400.81	1,198.60	0	269.54	0%	500	100%	0	0 %
40380	All Other Revenues	13,468.13	79,007.25	12,000	16,942.44	141%	18,000	150%	12,000	0%
	All Charges for Services	13,468.13	79,007.25	12,000	16,942.44	0%	18,000	100%	12,000	0 %
80881	Trnsf frm American Rescue Plan	22,250.00	16,000.00	0	0.00	0%	0	0%	0	0%
	All Transfers In	22,250.00	16,000.00	0	0.00	0%	0	100%	0	0 %
	Total Revenue	6,997,493.80	8,267,753.62	9,585,600.00	6,433,527.94	0%	9,597,575	100%	9,517,000	1-%
51006	Proposed Staffing Changes	0.00	0.00	0	0.00	0%	0	0%	69,336	0%
51012	Earnings & Benefits	461,613.86	399,697.04	426,750	240,145.97	56%	400,000	94%	390,831	8-%
51030	All Overtime - Non Sworn	0.00	25.60	200	5.68	3%	200	100%	200	0%
51040	Hourly	569.91	38,783.34	56,012	36,959.47	66%	48,000	86%	74,395	33%
51059	Retirement/Termination Payout	0.00	6,474.12	190	189.42	100%	190	100%	0	0%
51080	Total Buybacks	556.48	3,479.66	4,100	3,997.04	97%	3,998	98%	4,500	10%
	Total Staffing	462,740.25	448,459.76	487,252	281,297.58	58%	452,388	93%	539,262	11%
51055	Temporary Agency Svcs	0.00	0.00	7,200	0.00	0%	0	0%	0	0%
52060	Office Supplies	3,382.45	2,730.73	3,500	1,581.14	45%	3,500	100%	3,500	0%

CITY OF POMONA


Revenue / Expenditure Report - 3 Year History

101	General Fund	2021-2022	2022-2023	2023-2024	2023-2024	%	2023-2024	%	2024-2025	%
		ACTUALS	ACTUALS	BUDGET	ACTUALS THRU 03/31/2024	ACTUALS/ BUDGET	YEAR-END ESTIMATE	YR END/ BUDGET	BUDGET	BUDGET CHANGE
52063	Postage	4,682.19	3,494.80	7,500	1,390.33	19%	7,500	100%	7,500	0%
52064	Printing & Copying	3,941.91	1,420.46	4,000	166.24	4%	4,000	100%	4,000	0%
52090	Mileage Reimbursement	0.00	0.00	100	61.73	62%	100	100%	200	100%
52130	Prof Development - Training	690.35	923.58	5,300	4,734.85	89%	5,300	100%	7,000	32%
52140	Dues, Subscriptions & Certs	142.50	137.50	300	167.50	56%	300	100%	275	8-%
52285	Controllable Contract Services	0.00	0.00	2,500	0.00	0%	2,500	100%	2,500	0%
52402	Small Tools & Equipment	671.62	14,675.67	7,900	553.60	7%	2,000	25%	2,000	75-%
52403	Computer Related Acquisitions	737.46	1,323.86	2,000	831.70	42%	2,000	100%	0	0%
52581	Office Equip Maint/Repair	0.00	228.01	500	254.91	51%	500	100%	500	0%
	Total Controllable Exp	14,248.48	24,934.61	40,800	9,742.00	24%	27,700	68%	27,475	33-%
52081	Off-Site Storage	573.12	573.12	1,500	382.08	25%	700	47%	1,000	33-%
52160	Pub, Print Ord/Res/Legals	618.28	534.48	700	0.00	0%	700	100%	700	0%
52461	Tuition Reimbursement	1,214.36	1,025.40	1,310	0.00	0%	0	0%	1,500	15%
58920	Uncollectible Accounts	27.00-	0.00	0	0.00	0%	0	0%	0	0%
	Total Required Exp	2,378.76	2,133.00	3,510	382.08	11%	1,400	40%	3,200	9-%
52123	Desk Phone Expense	718.49	1,113.86	881	414.85	47%	881	100%	0	0%
52128	Cellular Phones	49.98	0.00	0	0.00	0%	0	0%	0	0%
	Total Utilities	768.47	1,113.86	881	414.85	47%	881	100%	0	0%
52185	Info Systems Allocation	20,583.43	22,368.00	14,599	10,949.22	75%	14,599	100%	20,074	38%
52245	Liab Admin Alloc	0.00	28,305.00	30,241	22,680.72	75%	30,241	100%	39,429	30%
52246	Unempl Admin Alloc	0.00	74.00	68	50.94	75%	68	100%	77	13%
52247	WC Admin Alloc	0.00	8,869.00	9,514	7,135.47	75%	9,514	100%	8,898	6-%
53921	POB Allocation	55,433.00	51,707.00	44,207	33,155.28	75%	44,207	100%	36,153	18-%
	Total Alloc Costs & Self Ins	76,016.43	111,323.00	98,629	73,971.63	75%	98,629	100%	104,631	6%
66180	Furniture & Equipment	3,103.70	0.00	0	0.00	0%	0	0%	0	0%
	Total Capital	3,103.70	0.00	0	0.00	0%	0	0%	0	0%

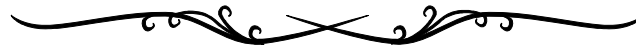
CITY OF POMONA

Revenue / Expenditure Report - 3 Year History

101	General Fund	2021-2022 ACTUALS	2022-2023 ACTUALS	2023-2024 BUDGET	2023-2024 ACTUALS THRU 03/31/2024	% ACTUALS/ BUDGET	2023-2024 YEAR-END ESTIMATE	% YR END/ BUDGET	2024-2025 BUDGET	% BUDGET CHANGE
		-----	-----	-----	-----	-----	-----	-----	-----	-----
	Total Expense:	559,256.09	587,964.23	631,072	365,808.14	58 %	580,998	92 %	674,568	7%
	Net: Revenue Management	6,438,237.71	7,679,789.39	8,954,528	6,067,719.80		9,016,577		8,842,432	



This Page Intentionally Left Blank



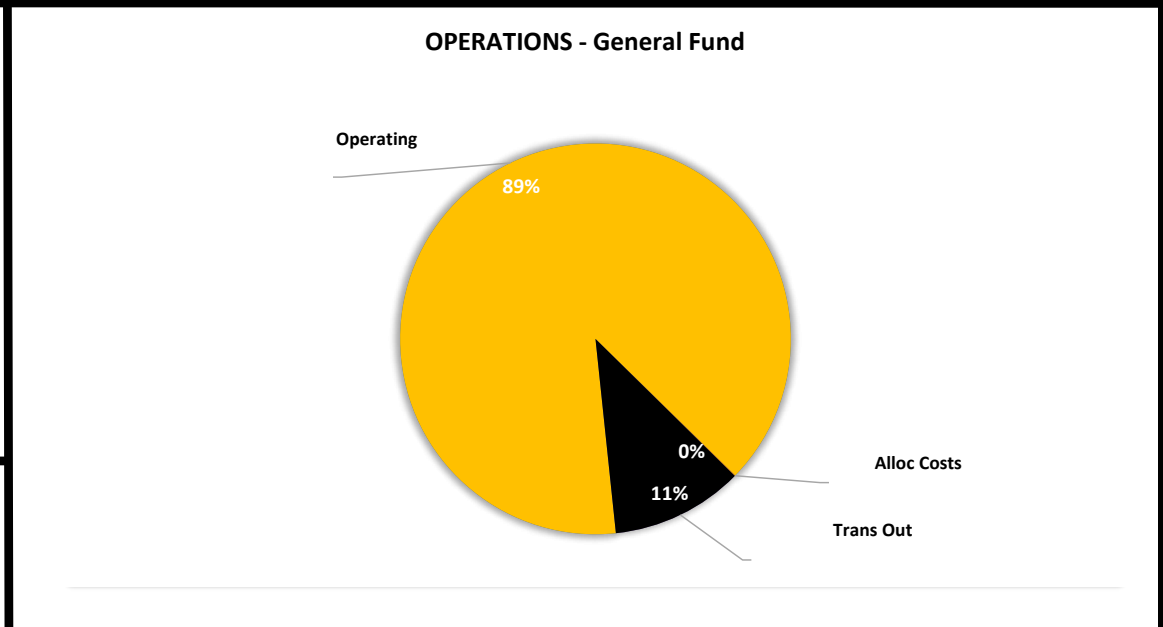
Department at a Glance

~ GENERAL SERVICES ~

EXPENSE BY DIVISION / FUND				SERVICES PROVIDED
		2022-23 Actual	2023-24 Budget	2024-25 Proposed
General Services				
0101	General Services	4,743,741	9,962,512	4,732,401
	Dept Total	4,743,741	9,962,512	4,732,401

The General Services program accounts for municipal expenditure items not directly attributable to individual departmental operations and/or items benefiting all departments. As a general rule, these activities represent contractual obligations approved by the City Council for the benefit of the City. Included in this budget is the contract for animal control services (Humane Society), dues and subscriptions for various citywide organizations, the Property Tax Administration Fee assessed by the County of Los Angeles, and contingency funding for unanticipated expenses (used upon approval of the City Manager).

EXPENSE BY CATEGORY			
	2022-23 Actual	2023-24 Budget	2024-25 Proposed
Personnel	-	(1,300,000)	(1,310,000)
Operating	3,533,590	8,228,434	5,377,100
Utilities	709	-	-
Alloc Costs	541,355	184,374	2,990
Trans Out	668,086	2,849,704	662,311
Total	4,743,741	9,962,512	4,732,401
Adm Svc Chg	(102,796)	(107,833)	(101,724)
Total	4,640,945	9,854,679	4,630,677



DEPT STAFFING - All Funds

There are no positions within this function although some salaries are allocated from other departments.

CITY OF POMONA

Revenue / Expenditure Report - 3 Year History

101	General Fund	2021-2022	2022-2023	2023-2024	2023-2024	%	2023-2024	%	2024-2025	%
		ACTUALS	ACTUALS	BUDGET	ACTUALS THRU 03/31/2024	ACTUALS/ BUDGET	YEAR-END ESTIMATE	YR END/ BUDGET	BUDGET	BUDGET CHANGE
		-----	-----	-----	-----	-----	-----	-----	-----	-----
0101	General Services									
40380	All Other Revenues	407.25	0.00	0	0.00	0%	0	0%	0	0%
	All Charges for Services	407.25	0.00	0	0.00	0%	0	0%	0	0%
80723	Transfer From Other Funds	0.00	6,184.75	0	0.00	0%	0	0%	0	0%
80881	Trnsf frm American Rescue Plan	28,198.30	28,335.60	0	0.00	0%	0	0%	0	0%
	All Transfers In	28,198.30	34,520.35	0	0.00	0%	0	0%	0	0%
	Total Revenue	28,605.55	34,520.35	0.00	0.00	0%	0	0%	0	0%
59994	Vacancy Factor	0.00	0.00	1,300,000-	0.00	0%	0	0%	1,310,000-	1%
	Total Staffing	0.00	0.00	1,300,000-	0.00	0%	0	0%	1,310,000-	1%
52063	Postage	0.00	0.00	200	0.00	0%	200	100%	200	0%
52064	Printing & Copying	17.00	11.54	275	4.43	2%	275	100%	275	0%
52080	Other Expense	3,039.99	17,309.45	11,000	4,500.00	41%	11,000	100%	13,000	18%
52130	Prof Development - Training	22,400.00	0.00	15,000	0.00	0%	15,000	100%	15,000	0%
52140	Dues, Subscriptions & Certs	78,747.89	77,303.14	82,500	74,711.67	91%	82,500	100%	85,000	3%
52188	Chamber of Commerce	50,000.00	50,000.00	50,000	37,500.00	75%	50,000	100%	50,000	0%
52189	Pomona Econ Opp Ctr	75,000.00	75,000.00	75,000	0.00	0%	75,000	100%	75,000	0%
52190	Community Programs	2,018.71	234.29	2,500	0.00	0%	2,500	100%	2,500	0%
52285	Controllable Contract Services	91,615.90	115,470.39	179,000	164,747.14	92%	179,000	100%	185,000	3%
52323	Outside Legal Services	0.00	0.00	76,000	0.00	0%	50,000	66%	165,000	117%
52350	Departmental Expense	3,343.15	7,520.08	11,000	5,409.35	49%	11,000	100%	11,000	0%
52403	Computer Related Acquisitions	7,304.45	0.00	0	0.00	0%	0	0%	0	0%
52430	Other Supplies/Materials	881.09	182.77	3,000	421.37	14%	3,000	100%	3,000	0%
52585	Property Maintenance & Repairs	490.00	490.00	2,500	250.00	10%	2,500	100%	2,500	0%
52691	Police Commission Support	15,150.00	24,307.50	185,000	8,401.00	5%	185,000	100%	185,000	0%
52945	Contract - City Attorney	930,237.24	949,365.46	1,300,000	679,621.28	52%	1,300,000	100%	1,300,000	0%
59900	Contingency-General	0.00	0.00	152,145	6,860.36	5%	0	0%	250,000	64%
59930	Section 115 Trustee	0.00	0.00	3,688,250	1,500,000.00	41%	3,688,250	100%	500,000	86-%
59931	Catastrophic Event	0.00	0.00	300,000	0.00	0%	300,000	100%	300,000	0%
	Total Controllable Exp	1,280,245.42	1,317,194.62	6,133,370	2,482,426.60	40%	5,955,225	97%	3,142,475	49-%

CITY OF POMONA

Revenue / Expenditure Report - 3 Year History

101	General Fund	2021-2022	2022-2023	2023-2024	2023-2024	%	2023-2024	%	2024-2025	%
		ACTUALS	ACTUALS	BUDGET	ACTUALS THRU 03/31/2024	ACTUALS/ BUDGET	YEAR-END ESTIMATE	YR END/ BUDGET	BUDGET	BUDGET CHANGE
52150	Data Communications Lines	0.00	10,610.71	0	0.00	0%	0	0%	0	0%
52160	Pub, Print Ord/Res/Legals	0.00	0.00	1,200	0.00	0%	1,200	100%	1,200	0%
52274	Required Contract Services	76,143.88	138,783.05	60,000	19,776.87	33%	60,000	100%	65,000	8%
52324	Humane Society Contract	1,395,972.54	1,519,310.00	1,500,000	1,156,655.36	77%	1,400,000	93%	1,650,000	10%
52572	Lease Equipment-Citywide	0.00	205,741.72	200,189	200,211.33	100%	200,189	100%	194,750	3-%
52771	Tri-City Mental Health	43,675.00	43,675.00	43,675	43,675.00	100%	43,675	100%	43,675	0%
53915	Property Tax Admin Fee-SB2557	253,777.48	263,279.18	270,000	0.00	0%	270,000	100%	270,000	0%
58920	Uncollectible Accounts	10,430.09	34,996.07	20,000	17,751.15	89%	20,000	100%	10,000	50-%
	Total Required Exp	1,779,998.99	2,216,395.73	2,095,064	1,438,069.71	69%	1,995,064	95%	2,234,625	7%
52123	Desk Phone Expense	457.20	708.83	0	264.02	0%	750	0%	0	0%
	Total Utilities	457.20	708.83	0	264.02	0%	750	0%	0	0%
52185	Info Systems Allocation	0.00	173,227.00	180,823	135,617.22	75%	180,823	100%	328	100-%
52235	Claims Exp - Liab	89,837.00	73,223.00	3,551	2,663.19	75%	3,551	100%	2,662	25-%
52245	Liab Admin Alloc	0.00	201,315.00	0	0.00	0%	0	0%	0	0%
52246	Unempl Admin Alloc	0.00	522.00	0	0.00	0%	0	0%	0	0%
52247	WC Admin Alloc	0.00	63,075.00	0	0.00	0%	0	0%	0	0%
53920	Debt Svc Admin Alloc	27,180.33	29,993.13	0	0.00	0%	0	0%	0	0%
	Total Alloc Costs & Self Ins	117,017.33	541,355.13	184,374	138,280.41	75%	184,374	100%	2,990	98-%
89921	Transfer To Equip Repl	100,000.00	200,000.00	1,294,125	100,000.00	8%	1,294,125	100%	200,000	85-%
89922	Transfer to Capital Outlay	111,908.96	0.00	0	0.00	0%	0	0%	0	0%
89923	Transfer to Debt Service	319,588.40	345,854.80	346,423	173,211.28	50%	346,423	100%	347,619	0%
89930	Transfers To Other Funds	0.00	7,436.39	0	0.00	0%	0	0%	0	0%
89958	Transfer to Other Funds DONT USE	2,765.41	0.00	0	0.00	0%	0	0%	0	0%
89987	Transfer to CIP Project Fund	568,789.00	0.00	1,094,125	0.00	0%	1,094,125	100%	0	0%
89988	Transfer to Pension Oblig Bond	114,974.32	114,795.12	115,031	57,515.38	50%	115,031	100%	114,692	0%
	Total Transfer Out	1,218,026.09	668,086.31	2,849,704	330,726.66	12%	2,849,704	100%	662,311	77-%
Total Expense:		4,395,745.03	4,743,740.62	9,962,512	4,389,767.40	44 %	10,985,117	110 %	4,732,401	52-%

5/3/2024

CITY OF POMONA

Report No. 1234

Revenue / Expenditure Report - 3 Year History

11:05:08AM

101	General Fund	2021-2022 ACTUALS	2022-2023 ACTUALS	2023-2024 BUDGET	2023-2024 ACTUALS THRU 03/31/2024	% ACTUALS/ BUDGET	2023-2024 YEAR-END ESTIMATE	% YR END/ BUDGET	2024-2025 BUDGET	% BUDGET CHANGE
		-----	-----	-----	-----	-----	-----	-----	-----	-----
Net: General Services		4,367,139.48-	4,709,220.27-	9,962,512-	4,389,767.40-		10,985,117-		4,732,401-	

Department at a Glance

~ NEIGHBORHOOD SERVICES ~

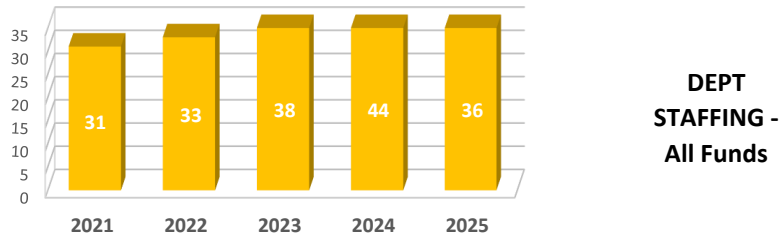
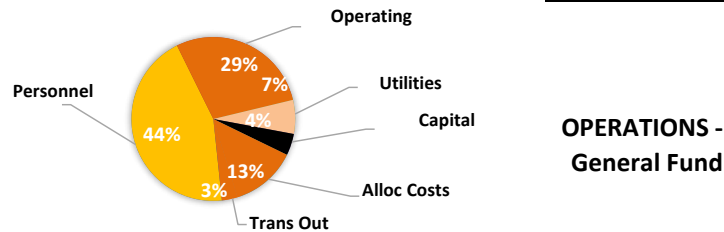
EXPENSE BY DIVISION / FUND			
General Fund	2022-23	2023-24	2024-25
Neighborhood Services	Actual	Budget	Proposed
4204 Neighborhood Svcs Admin	182,148	968,777	646,072
Dept Total - GF	182,148	968,777	646,072

GENERAL FUND EXPENSE BY CATEGORY			
	2022-23	2023-24	2024-25
	Actual	Budget	Proposed
Personnel	151,957	500,761	489,114
Operating	745	70,000	70,000
Utilities	-	-	-
Capital	-	-	-
Alloc Costs	29,446	398,016	86,958
Trans Out	-	-	-
Total	182,148	968,777	646,072

SERVICES PROVIDED

The Neighborhood Services Admin Division provides staffing to facilitate and promote the coordination of activities between the city government and the Pomona community. The Government and Community Affairs Manager furthers local community efforts by working with state, local, and federal government liaisons, and collaborates with local community organizations to further programs and policies that meet city objectives.

Other Fund	2022-23	2023-24	2024-25
Special Revenue Funds	Actual	Budget	Proposed
F130 Neighborhood Stabil - 3	22,516	-	-
F136 Operation Porchlight (RRH)	1,394,471	1,254,173	1,252,912
F139 Measure H	1,794,626	2,197,938	1,816,816
F143 Permanent Local Housing Allocation	29,713	4,573,450	4,170,736
F144 Cannabis Community Benefit Fund	-	550,000	500,000
F189 Grant - Healthy Homes Production	256,158	2,044,924	1,176,106
F190 Grant - HOME - ARP	35,421	3,128,660	2,591,014
F193 Grant - ESG-CV	1,562,341	843,777	-
F197 Comm Dev Block Grant (CDBG)	-	-	-
F212 Emergency Solutions Grant	186,704	236,656	159,204
F214 Home Grant	777,886	6,390,361	5,360,406
F215 Grant - Miscellaneous	81,339	139,879	37,024
F229 Lead Based Paint Grant	595,279	3,017,693	-
F257 Cal Home Reuse Grant	274,698	545,315	295,105
F264 Cal Home Grant	8,252	720,000	720,000
Dept total - Spec Rev Funds	7,019,404	25,642,826	18,079,323
Pomona Housing Authority			
F131 Low Mod Housing Asset	904,953	1,202,578	1,078,317
F205 HUD Voucher	18,557,995	21,089,336	21,086,179
F218 Continuum of Care Program	1,744,121	2,157,433	2,129,641
F249 Housing Authority Admin	1,540,937	226,727	230,039
Housing Authority Total	22,748,006	24,676,074	24,524,176
Department Total	29,949,558	51,287,677	43,249,571



Services Provided

~ Neighborhood Services ~

The Neighborhood Services Department is comprised of two: the Pomona Housing Authority, and the Housing Services Division. The Pomona Housing Authority provides rental assistance to approximately 1,100 lower income households in Pomona, serves as the Housing Successor Agency, and hosts the City's Homeless Services Unit. The Housing Services Division administers over \$8,000,000 in federal, state, and local grant funding and is devoted to improving the housing stock of Pomona by preserving the structural integrity of Pomona's older homes, enhancing the aesthetics of existing residential neighborhoods, promoting safe and quality housing, and facilitating the construction of new housing. Through its many programs, the Housing Authority and Housing Services Division strive to assist the very low to moderate income community in meeting its affordable housing needs in the areas of rental assistance, residential rehabilitation, homeownership opportunities, economic development, and capital improvements. In addition, the City's Homeless Services Unit oversees several rental assistance programs for homeless households and administers shelter operation funding for the Pomona Hope for Home Service Center. The Government and Community Affairs Manager furthers local community efforts by working with state, local, and federal government liaisons, and collaborates with local community organizations to further programs and policies that meet city objectives.

Division Details


Program 4204 – Neighborhood Services Admin

Funding to provide staffing to facilitate and promote the coordination of activities between city government and the Pomona community.

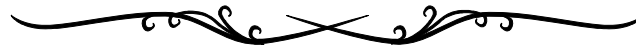
CITY OF POMONA

Revenue / Expenditure Report - 3 Year History

101	General Fund	2021-2022	2022-2023	2023-2024	2023-2024	%	2023-2024	%	2024-2025	%
		ACTUALS	ACTUALS	BUDGET	ACTUALS THRU 03/31/2024	ACTUALS/ BUDGET	YEAR-END ESTIMATE	YR END/ BUDGET	BUDGET	BUDGET CHANGE
		-----	-----	-----	-----	-----	-----	-----	-----	-----
4204	Neighborhood Services Admin									
40237	Parking Violations	53,898.00	72,532.00	0	24,894.00	0%	40,000	0%	40,000	0%
	All Fines	53,898.00	72,532.00	0	24,894.00	0%	40,000	0%	40,000	0%
	Total Revenue	53,898.00	72,532.00	0.00	24,894.00	0%	40,000	0%	40,000	0%
51012	Earnings & Benefits	96,659.77	145,827.08	365,150	297,162.56	81%	365,150	100%	476,126	30%
51059	Retirement/Termination Payout	0.00	0.00	122,623	122,623.60	100%	122,624	100%	0	0%
51080	Total Buybacks	0.00	6,129.96	12,988	12,987.68	100%	12,988	100%	12,988	0%
	Total Staffing	96,659.77	151,957.04	500,761	432,773.84	86%	500,762	100%	489,114	2-%
52130	Prof Development - Training	0.00	744.66	0	0.00	0%	0	0%	0	0%
52285	Controllable Contract Services	0.00	0.00	70,000	42,042.50	60%	70,000	100%	70,000	0%
	Total Controllable Exp	0.00	744.66	70,000	42,042.50	60%	70,000	100%	70,000	0%
52185	Info Systems Allocation	1,800.99	3,754.00	119,928	89,946.00	75%	119,928	100%	13,569	89-%
52245	Liab Admin Alloc	0.00	4,003.00	43,216	32,411.97	75%	43,216	100%	19,080	56-%
52246	Unempl Admin Alloc	0.00	10.00	99	74.25	75%	99	100%	37	63-%
52247	WC Admin Alloc	0.00	1,254.00	13,596	10,197.00	75%	13,596	100%	4,306	68-%
53921	POB Allocation	11,469.00	20,425.00	221,177	165,882.78	75%	221,177	100%	49,966	77-%
	Total Alloc Costs & Self Ins	13,269.99	29,446.00	398,016	298,512.00	75%	398,016	100%	86,958	78-%
Total Expense:		109,929.76	182,147.70	968,777	773,328.34	80%	968,778	100%	646,072	33-%
Net: Neighborhood Services		56,031.76-	109,615.70-	968,777-	748,434.34-		928,778-		606,072-	



This Page Intentionally Left Blank

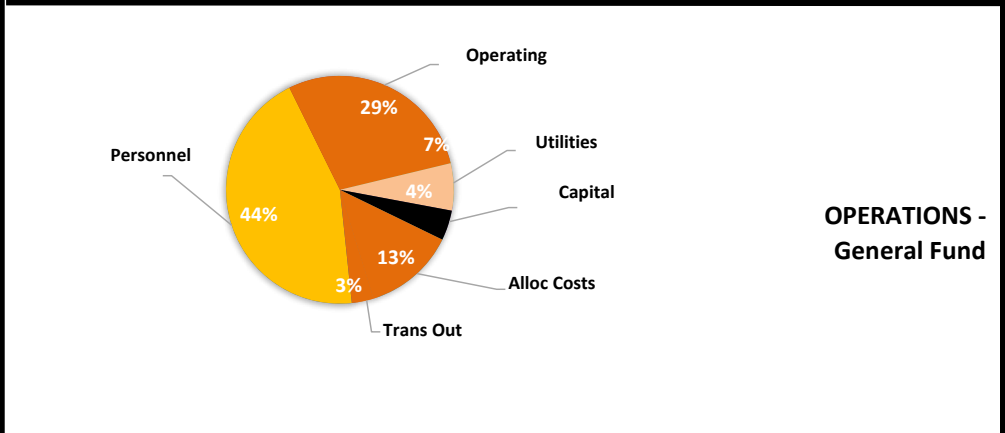
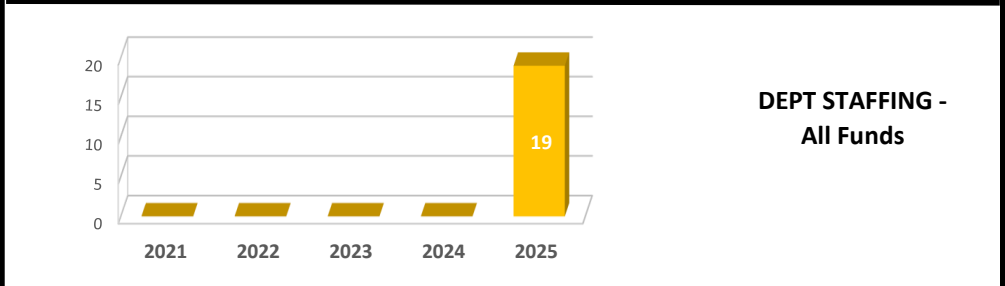


Department at a Glance

~ COMMUNITY SERVICES ~

EXPENSE BY DIVISION / FUND				Other Fund			
General Fund				Special Revenue Funds			
	2022-23	2023-24	2024-25		2022-23	2023-24	2024-25
Community Services	Actual	Budget	Proposed		Actual	Budget	Proposed
4110 Custodial Services	802,296	1,133,493	947,390	F215 Miscellaneous Grants	479,365	1,143,799	1,060,902
4112 Afterschool Rec (Youth)	625,957	991,238	865,401	F226 Elderly Nutrition Program	410,816	494,139	499,560
4115 Special Events (City)	146,605	203,114	304,503	Dept total - Spec Rev Funds	890,181	1,637,938	1,560,462
4120 Pomona Concert Band	2,736	4,516	7,594				
4133 Senior Programs	238,996	280,201	282,086				
4141 Natural Grass Athletic Fields	143,349	156,000	240,000				
4145 Ganesha Park Pool	277,334	345,055	347,286				
4146 Veterans Park	311,603	270,118	286,486				
4160 Washington Park Pool	131,008	195,701	189,785				
4201 Comm Svcs Admin	1,311,964	1,317,605	2,050,522				
4191 Youth Commitment	294,301	2,305,643	1,500,000				
Dept Total - GF	4,286,150	7,202,684	7,021,053				

GENERAL FUND EXPENSE BY CATEGORY			
	2022-23	2023-24	2024-25
	Actual	Budget	Proposed
Personnel	2,013,857	2,736,461	3,114,289
Operating	1,074,683	2,718,357	2,004,802
Utilities	402,575	450,794	470,000
Capital	82,078	263,000	300,000
Alloc Costs	492,261	623,974	913,780
Trans Out	220,696	410,098	218,182
Total	4,286,150	7,202,684	7,021,053



Services Provided

~ Community Services ~

The Community Services Department maintains Pomona's public park system, provides special events and offers a wide range of programs, services, educational and recreational opportunities for the constructive use of leisure time, and a unique blend of human services programs that assist individuals, youths, seniors, and families.

Division Details

Program 4110 – Custodial Services

Custodial Services provides for the daily cleaning and general care of the City's community center locations, staffs facility and class rentals, and assists with special events/meetings as presented by the City or outside groups utilizing City property.

Program 4112 – Afterschool Recreation (Youth)

This program provides staff and supplies necessary to operate 6 recreation sites and programming during the school year at Garfield, Kiwanis, La Casita, Philadelphia, Ralph Welch, and Westmont. It also provides funding to operate a wide variety of day camps occurring at various parks and community centers throughout the city, primarily occurring during the summer.

Program 4115 – Special Events (City)

This program provides for the administration, programming, and supplies for various youth and family-focused special events. It receives partial offset funding through a portion of revenue received from non-moving violations.

Program 4120 – Pomona Concert Band

Funding to provide support services and insurance coverage for equipment of the Pomona Concert Band.

Program 4133 – Senior Citizens

Operation of the Palomares Senior Center and senior related events and programs, such as the Monday Night Dance. Also provides for the City's portion of the required match for the Senior Citizens Meals Program grant through Los Angeles County.

Program 4141 - Natural Grass Athletic Fields

This program houses the revenue from the rental of natural grass athletic fields and utilities associated with Community Services park facilities.

Program 4145 – Ganesha Park Pool

Provides for the summer operation of the Ganesha Park Pool and waterslide through two separate contracts to maintain and operate the pool. The maintenance contract includes chemical maintenance and year-round care of the swimming pool complex. Also includes custodial cleaning of the facility in preparation of, during, and immediately following the pool season.

Program 4146 – Veterans Park

Provides for associated expenses related to Veterans Park Soccer Complex (i.e. debt, security, etc.). Park ceased operations as of February 1, 2023 due to deteriorating field conditions of synthetic fields.

Program 4160 – Washington Park Pool

This program provides for the summer operations of the Washington Park Pool through two separate contracts to maintain and operate the pool. The pool is emptied and maintenance operations are shut down during the off season. Also includes the custodial cleaning of the facility in preparation of, during, and immediately following the pool season.

Program 4201 – Community Services Administration

Provides funding for Division management, general administrative staff, and related expenses. Also includes a portion of the City's recreation guide printing expenses, Parks and Recreation Commission, and Youth Commission.

CITY OF POMONA

Revenue / Expenditure Report - 3 Year History

101	General Fund	2021-2022	2022-2023	2023-2024	2023-2024	%	2023-2024	%	2024-2025	%
		ACTUALS	ACTUALS	BUDGET	ACTUALS THRU 03/31/2024	ACTUALS/ BUDGET	YEAR-END ESTIMATE	YR END/ BUDGET	BUDGET	BUDGET CHANGE
		-----	-----	-----	-----	-----	-----	-----	-----	-----
4300	All Community Services									
40237	Parking Violations	92,155.00	125,510.00	95,000	57,450.00	60%	95,000	100%	95,000	0%
	All Fines	92,155.00	125,510.00	95,000	57,450.00	0%	95,000	143%	95,000	0%
40191	Rentals - Facilities	13,256.39	22,477.59	24,500	52,437.25	214%	54,733	223%	24,500	0%
	All Rev from Use of \$ & Prop	13,256.39	22,477.59	24,500	52,437.25	0%	54,733	143%	24,500	0%
40680	Custodial Fees	2,815.00	2,880.84	4,000	1,320.20	33%	2,500	63%	2,500	38-%
	All Fees	2,815.00	2,880.84	4,000	1,320.20	0%	2,500	143%	2,500	38-%
40930	Reimbursement	0.00	0.00	0	28,000.00	0%	28,000	0%	0	0%
	All Other Misc Revenue	0.00	0.00	0	28,000.00	0%	28,000	143%	0	0%
40380	All Other Revenues	6,902.61	7,574.55	51,000	54,605.97	107%	55,850	110%	55,800	9%
40510	Swimming Pool Revenue	15,366.11	31,180.53	37,500	36,880.96	98%	42,500	113%	36,000	4-%
40560	Senior Dances	0.00	0.00	1,000	3,403.00	340%	7,500	750%	200	80-%
40610	Municipal Sports Revenue	67,995.95	84,779.75	40,000	35,300.89	88%	35,878	90%	27,500	31-%
40611	Swim Lessons	5,960.00	5,320.00	7,000	0.00	0%	7,500	107%	11,500	64%
40849	Soft Match-Grants	0.00	7,832.00	0	23,496.00	0%	43,076	0%	0	0%
	All Charges for Services	96,224.67	136,686.83	136,500	153,686.82	0%	192,304	143%	131,000	4-%
80881	Trnsf frm American Rescue Plan	33,500.00	0.00	0	0.00	0%	0	0%	0	0%
	All Transfers In	33,500.00	0.00	0	0.00	0%	0	143%	0	0%
80400	Sale of Capital Assets	4,450.00	500.00	0	0.00	0%	0	0%	0	0%
	All Other Financing Sources	4,450.00	500.00	0	0.00	0%	0	143%	0	0%
	Total Revenue	242,401.06	288,055.26	260,000.00	292,894.27	0%	372,537	143%	253,000	3-%
51006	Proposed Staffing Changes	0.00	0.00	0	0.00	0%	0	0%	196,013	0%
51012	Earnings & Benefits	953,736.29	1,283,618.72	1,466,534	986,081.75	67%	1,337,494	91%	1,750,032	19%
51030	All Overtime - Non Sworn	37,797.94	48,309.56	66,253	44,528.58	67%	65,460	99%	63,000	5-%
51040	Hourly	624,814.94	672,461.85	1,182,517	538,774.65	46%	943,486	80%	1,083,424	8-%
51042	Holiday - Non Sworn	369.95	658.62	2,879	2,706.83	94%	2,879	100%	3,300	15%
51059	Retirement/Termination Payout	12,248.98	2,220.83	1,997	3,381.97	169%	3,383	169%	0	0%
51066	Callback Pay	189.43	5.95	500	0.00	0%	500	100%	500	0%
51080	Total Buybacks	9,453.90	6,581.07	15,781	12,993.20	82%	12,994	82%	18,020	14%
	Total Staffing	1,638,611.43	2,013,856.60	2,736,461	1,588,466.98	58%	2,366,196	86%	3,114,289	14%

CITY OF POMONA

Revenue / Expenditure Report - 3 Year History

101	General Fund	2021-2022	2022-2023	2023-2024	2023-2024	%	2023-2024	%	2024-2025	%
		ACTUALS	ACTUALS	BUDGET	ACTUALS THRU 03/31/2024	ACTUALS/ BUDGET	YEAR-END ESTIMATE	YR END/ BUDGET	BUDGET	BUDGET CHANGE
		-----	-----	-----	-----	-----	-----	-----	-----	-----
51055	Temporary Agency Svcs	0.00	24,293.68	43,077	35,774.01	83%	41,758	97%	0	0%
52060	Office Supplies	6,064.34	10,230.34	14,506	6,480.38	45%	13,600	94%	13,100	10-%
52063	Postage	76.88	66.70	500	20.23	4%	500	100%	500	0%
52064	Printing & Copying	37,573.31	110,556.79	160,500	39,657.77	25%	160,500	100%	160,500	0%
52080	Other Expense	0.00	0.00	2,050	2,049.60	100%	2,049	100%	0	0%
52090	Mileage Reimbursement	1,535.56	2,007.68	4,744	917.25	19%	2,500	53%	4,550	4-%
52113	Building Space - In-Kind	0.00	7,832.00	0	23,496.00	0%	43,076	0%	0	0%
52130	Prof Development - Training	160.35	18,117.45	30,371	15,842.11	52%	27,700	91%	34,000	12%
52140	Dues, Subscriptions & Certs	2,100.00	15,119.86	15,206	8,233.90	54%	15,150	100%	16,405	8%
52191	Advertising	0.00	0.00	150	0.00	0%	150	100%	150	0%
52196	Performance/Artist Fee	3,243.00	7,089.74	18,150	5,434.00	30%	12,700	70%	32,500	79%
52282	Special Programs	14,727.54	2,425.38	9,500	354.24	4%	9,500	100%	9,500	0%
52285	Controllable Contract Services	12,461.23	224,939.10	286,750	132,012.42	46%	276,750	97%	365,750	28%
52350	Departmental Expense	1,656.65	0.00	1,136,475	180.68	0%	1,136,475	100%	254,018	78-%
52402	Small Tools & Equipment	38,592.87	32,346.23	17,493	6,194.31	35%	19,746	113%	13,500	23-%
52403	Computer Related Acquisitions	5,741.25	20,692.42	54,500	37,339.45	69%	66,500	122%	0	0%
52430	Other Supplies/Materials	17,181.17	16,363.19	24,850	13,999.61	56%	30,850	124%	67,050	170%
52491	Swimming Pool Supplies	54,786.81	59,984.72	69,000	27,997.86	41%	69,000	100%	69,000	0%
52540	Fingerprint Expense	192.00	0.00	250	0.00	0%	250	100%	250	0%
52580	General Maint & Repairs	61,626.18	46,334.65	60,750	2,645.49	4%	61,000	100%	66,000	9%
52581	Office Equip Maint/Repair	847.08	1,789.32	7,000	0.00	0%	7,000	100%	7,000	0%
52620	Activity Program Supplies	38,311.12	89,848.77	182,685	110,235.77	60%	169,137	93%	328,829	80%
52623	Recreation Trip Transportation	0.00	0.00	50,000	0.00	0%	50,000	100%	50,000	0%
52902	Safety Training & Equip	0.00	465.31	750	500.00	67%	750	100%	250	67-%
52929	Contract - Swim Operations	161,599.24	234,399.66	302,862	186,338.76	62%	302,862	100%	300,000	1-%
52937	Contract - Security	109,103.73	129,600.20	175,188	96,973.87	55%	162,688	93%	166,000	5-%
	Total Controllable Exp	567,580.31	1,054,503.19	2,667,307	752,677.71	28%	2,682,191	101%	1,958,852	27-%
52150	Data Communications Lines	5,235.85	5,863.00	16,950	12,924.88	76%	16,950	100%	16,950	0%
52299	Regulatory Compliance	3,442.75	3,118.28	8,600	523.77	6%	8,500	99%	6,000	30-%
52390	Uniform Service	7,192.15	3,449.21	7,000	1,416.70	20%	7,000	100%	2,500	64-%
52588	Automation-Maintenance	11,575.87	7,749.74	18,500	12,330.86	67%	17,166	93%	20,500	11%

CITY OF POMONA

Revenue / Expenditure Report - 3 Year History

101	General Fund	2021-2022	2022-2023	2023-2024	2023-2024	%	2023-2024	%	2024-2025	%
		ACTUALS	ACTUALS	BUDGET	ACTUALS THRU 03/31/2024	ACTUALS/ BUDGET	YEAR-END ESTIMATE	YR END/ BUDGET	BUDGET	BUDGET CHANGE
	Total Required Exp	27,446.62	20,180.23	51,050	27,196.21	53%	49,616	97%	45,950	10-%
52070	Gas & Electricity	263,073.31	317,342.36	341,942	191,366.95	56%	345,522	101%	371,000	8%
52071	Water	22,718.22	24,102.79	36,000	19,456.99	54%	35,000	97%	99,000	175%
52121	Telephone Service Expense	48,209.76	45,528.55	50,400	34,478.47	68%	50,400	100%	0	0%
52123	Desk Phone Expense	1,436.92	2,227.76	2,026	829.75	41%	2,026	100%	0	0%
52128	Cellular Phones	10,797.94	10,636.65	17,286	8,632.63	50%	15,336	89%	0	0%
52151	Air Cards	3,115.69	2,736.72	3,140	1,855.98	59%	3,140	100%	0	0%
	Total Utilities	349,351.84	402,574.83	450,794	256,620.77	57%	451,424	100%	470,000	4%
52185	Info Systems Allocation	101,885.25	139,954.00	139,795	93,196.64	67%	139,795	100%	283,922	103%
52235	Claims Exp - Liab	339.00	316.00	1,446	1,084.50	75%	1,446	100%	61,956	4,185%
52245	Liab Admin Alloc	195,377.50	135,370.00	170,249	113,499.28	67%	170,249	100%	264,230	55%
52246	Unempl Admin Alloc	529.66	346.00	380	253.28	67%	380	100%	511	34%
52247	WC Admin Alloc	55,120.88	41,629.00	52,929	35,286.00	67%	52,929	100%	59,160	12%
52420	Fleet Operation	28,738.00	23,763.00	97,656	65,104.00	67%	97,656	100%	82,276	16-%
53921	POB Allocation	92,762.00	150,883.00	161,519	121,139.19	75%	161,519	100%	161,725	0%
	Total Alloc Costs & Self Ins	474,752.29	492,261.00	623,974	429,562.89	69%	623,974	100%	913,780	46%
66180	Furniture & Equipment	0.00	0.00	25,000	0.00	0%	25,000	100%	195,000	680%
66182	Automobiles & Trucks	0.00	82,077.65	228,000	72,815.58	32%	228,000	100%	0	0%
66189	Other Equipment	21,024.76	0.00	0	0.00	0%	0	0%	0	0%
66193	Automation Acquisitions	0.00	0.00	10,000	9,558.69	96%	10,000	100%	105,000	950%
	Total Capital	21,024.76	82,077.65	263,000	82,374.27	31%	263,000	100%	300,000	14%
89923	Transfer to Debt Service	120,261.48	118,966.72	117,538	58,769.12	50%	117,538	100%	120,622	3%
89935	Transfer To Sr Citizen Nutr	90,721.22	101,729.40	97,560	28,409.11	29%	97,560	100%	97,560	0%
89987	Transfer to CIP Project Fund	0.00	0.00	195,000	0.00	0%	195,000	100%	0	0%
	Total Transfer Out	210,982.70	220,696.12	410,098	87,178.23	21%	410,098	100%	218,182	47-%
Total Expense:		3,289,749.95	4,286,149.62	7,202,684	3,224,077.06	45 %	6,846,499	95 %	7,021,053	3-%

5/2/2024

CITY OF POMONA

Report No. 1234

Revenue / Expenditure Report - 3 Year History

4:42:05PM

101	General Fund	2021-2022 ACTUALS	2022-2023 ACTUALS	2023-2024 BUDGET	2023-2024 ACTUALS THRU 03/31/2024	% ACTUALS/ BUDGET	2023-2024 YEAR-END ESTIMATE	% YR END/ BUDGET	2024-2025 BUDGET	% BUDGET CHANGE
Net: All Community Services		3,047,348.89-	3,998,094.36-	6,942,684-	2,931,182.79-		6,473,962-		6,768,053-	

Line Item Details by Division

CITY OF POMONA

Revenue / Expenditure Report - 3 Year History

101	General Fund	2021-2022	2022-2023	2023-2024	2023-2024	%	2023-2024	%	2024-2025	%
		ACTUALS	ACTUALS	BUDGET	ACTUALS THRU 03/31/2024	ACTUALS/ BUDGET	YEAR-END ESTIMATE	YR END/ BUDGET	BUDGET	BUDGET CHANGE
		-----	-----	-----	-----	-----	-----	-----	-----	-----
4110	Custodial Services									
40191	Rentals - Facilities	11,114.39	22,217.59	22,500	52,437.25	233%	52,733	234%	22,500	0%
	All Rev from Use of \$ & Prop	11,114.39	22,217.59	22,500	52,437.25	0%	52,733	208%	22,500	0%
40680	Custodial Fees	2,815.00	2,880.84	4,000	1,320.20	33%	2,500	63%	2,500	38-%
	All Fees	2,815.00	2,880.84	4,000	1,320.20	0%	2,500	208%	2,500	38-%
80881	Trnsf frm American Rescue Plan	8,350.00	0.00	0	0.00	0%	0	0%	0	0%
	All Transfers In	8,350.00	0.00	0	0.00	0%	0	208%	0	0%
80400	Sale of Capital Assets	4,450.00	500.00	0	0.00	0%	0	0%	0	0%
	All Other Financing Sources	4,450.00	500.00	0	0.00	0%	0	208%	0	0%
	Total Revenue	26,729.39	25,598.43	26,500.00	53,757.45	0%	55,233	208%	25,000	6-%
51006	Proposed Staffing Changes	0.00	0.00	0	0.00	0%	0	0%	81,205	0%
51012	Earnings & Benefits	211,165.80	330,492.72	358,635	252,794.67	70%	358,635	100%	375,104	5%
51030	All Overtime - Non Sworn	29,103.84	33,540.90	35,000	26,172.72	75%	35,000	100%	35,000	0%
51040	Hourly	126,166.55	139,171.37	184,727	100,547.91	54%	180,000	97%	158,399	14-%
51042	Holiday - Non Sworn	369.95	658.62	200	29.81	15%	200	100%	200	0%
51066	Callback Pay	189.43	5.95	500	0.00	0%	500	100%	500	0%
51080	Total Buybacks	0.00	0.00	977	996.97	102%	997	102%	3,743	283%
	Total Staffing	366,995.57	503,869.56	580,039	380,542.08	66%	575,332	99%	654,151	13%
52285	Controllable Contract Services	0.00	0.00	17,000	0.00	0%	17,000	100%	2,000	88-%
52402	Small Tools & Equipment	2,878.49	21,883.65	10,000	1,716.27	17%	10,000	100%	10,000	0%
52430	Other Supplies/Materials	9,163.94	14,097.46	17,250	13,503.50	78%	23,250	135%	23,250	35%
52580	General Maint & Repairs	19,063.77	6,377.31	14,750	0.00	0%	15,000	102%	15,000	2%
52902	Safety Training & Equip	0.00	465.31	750	500.00	67%	750	100%	250	67-%
52937	Contract - Security	137.69	4,831.17	21,568	5,023.33	23%	10,000	46%	10,000	54-%
	Total Controllable Exp	31,243.89	47,654.90	81,318	20,743.10	26%	76,000	93%	60,500	26-%
52390	Uniform Service	7,192.15	3,449.21	7,000	1,416.70	20%	7,000	100%	2,500	64-%
	Total Required Exp	7,192.15	3,449.21	7,000	1,416.70	20%	7,000	100%	2,500	64-%

CITY OF POMONA

Revenue / Expenditure Report - 3 Year History

101	General Fund	2021-2022 ACTUALS	2022-2023 ACTUALS	2023-2024 BUDGET	2023-2024 ACTUALS THRU 03/31/2024	% ACTUALS/ BUDGET	2023-2024 YEAR-END ESTIMATE	% YR END/ BUDGET	2024-2025 BUDGET	% BUDGET CHANGE
52070	Gas & Electricity	76,875.03	100,671.19	100,000	53,502.86	54%	100,000	100%	110,000	10%
52128	Cellular Phones	2,311.25	2,592.51	2,700	1,700.90	63%	2,700	100%	0	0%
	Total Utilities	79,186.28	103,263.70	102,700	55,203.76	54%	102,700	100%	110,000	7%
52185	Info Systems Allocation	0.00	0.00	0	0.00	0%	0	0%	3,316	0%
52420	Fleet Operation	28,738.00	23,763.00	97,656	73,242.00	75%	97,656	100%	82,276	16-%
53921	POB Allocation	17,130.00	38,218.00	36,780	27,585.00	75%	36,780	100%	34,647	6-%
	Total Alloc Costs & Self Ins	45,868.00	61,981.00	134,436	100,827.00	75%	134,436	100%	120,239	11-%
66182	Automobiles & Trucks	0.00	82,077.65	228,000	72,815.58	32%	228,000	100%	0	0%
	Total Capital	0.00	82,077.65	228,000	72,815.58	32%	228,000	100%	0	0%
	Total Transfer Out	0.00	0.00	0	0.00	0%	0	0%	0	0%
Total Expense:		530,485.89	802,296.02	1,133,493	631,548.22	56 %	1,123,468	99 %	947,390	16-%
Net: Custodial Services		503,756.50-	776,697.59-	1,106,993-	577,790.77-		1,068,235-		922,390-	

CITY OF POMONA

Revenue / Expenditure Report - 3 Year History

101	General Fund	2021-2022	2022-2023	2023-2024	2023-2024	%	2023-2024	%	2024-2025	%
		ACTUALS	ACTUALS	BUDGET	ACTUALS THRU 03/31/2024	ACTUALS/ BUDGET	YEAR-END ESTIMATE	YR END/ BUDGET	BUDGET	BUDGET CHANGE
		-----	-----	-----	-----	-----	-----	-----	-----	-----
4112	Afterschool Recreation (Youth)									
40380	All Other Revenues	0.00	0.00	50,000	50,000.00	100%	50,000	100%	50,000	0%
	All Charges for Services	0.00	0.00	50,000	50,000.00	0%	50,000	100%	50,000	0 %
80881	Trnsf frm American Rescue Plan	7,850.00	0.00	0	0.00	0%	0	0%	0	0%
	All Transfers In	7,850.00	0.00	0	0.00	0%	0	100%	0	0 %
	Total Revenue	7,850.00	0.00	50,000.00	50,000.00	0%	50,000	100%	50,000	0 %
51012	Earnings & Benefits	153,640.93	121,465.62	139,000	94,260.13	68%	140,000	101%	256,492	85%
51030	All Overtime - Non Sworn	3,750.38	6,916.73	6,000	3,259.34	54%	6,000	100%	6,000	0%
51040	Hourly	249,368.00	369,767.35	590,704	345,945.48	59%	600,000	102%	456,658	23-%
51042	Holiday - Non Sworn	0.00	0.00	2,609	2,608.01	100%	2,609	100%	3,000	15%
51059	Retirement/Termination Payout	0.00	1,817.40	1,986	1,985.42	100%	1,986	100%	0	0%
51080	Total Buybacks	0.00	0.00	2,827	2,826.76	100%	2,827	100%	2,548	10-%
	Total Staffing	406,759.31	499,967.10	743,126	450,885.14	61%	753,422	101%	724,698	2-%
51055	Temporary Agency Svcs	0.00	8,733.94	43,077	35,774.01	83%	41,758	97%	0	0%
52060	Office Supplies	1,110.74	1,013.57	3,906	1,994.88	51%	3,000	77%	2,500	36-%
52064	Printing & Copying	1,280.33	262.09	3,000	48.20	2%	3,000	100%	3,000	0%
52090	Mileage Reimbursement	1,067.86	1,258.51	2,694	533.16	20%	1,500	56%	2,750	2%
52130	Prof Development - Training	0.00	2,472.75	11,371	6,105.43	54%	10,000	88%	15,000	32%
52140	Dues, Subscriptions & Certs	0.00	0.00	56	0.00	0%	0	0%	6,031	10,670%
52285	Controllable Contract Services	0.00	26,610.48	2,750	2,750.00	100%	2,750	100%	2,750	0%
52402	Small Tools & Equipment	16,512.69	5,231.29	5,993	992.24	17%	5,000	83%	1,000	83-%
52403	Computer Related Acquisitions	849.99	10,481.39	42,500	34,763.95	82%	50,000	118%	0	0%
52430	Other Supplies/Materials	0.00	0.00	600	496.11	83%	600	100%	600	0%
52540	Fingerprint Expense	192.00	0.00	250	0.00	0%	250	100%	250	0%
52581	Office Equip Maint/Repair	0.00	21.33	2,500	0.00	0%	2,500	100%	2,500	0%
52620	Activity Program Supplies	19,097.85	35,474.55	58,548	31,982.40	55%	50,000	85%	60,000	2%
52937	Contract - Security	0.00	0.00	1,056	0.00	0%	2,856	270%	2,500	137%
	Total Controllable Exp	40,111.46	91,559.90	178,301	115,440.38	65%	173,214	97%	98,881	45-%
52588	Automation-Maintenance	0.00	7,749.74	7,500	6,165.43	82%	6,166	82%	8,000	7%

CITY OF POMONA

Revenue / Expenditure Report - 3 Year History

101	General Fund	2021-2022 ACTUALS	2022-2023 ACTUALS	2023-2024 BUDGET	2023-2024 ACTUALS THRU 03/31/2024	% ACTUALS/ BUDGET	2023-2024 YEAR-END ESTIMATE	% YR END/ BUDGET	2024-2025 BUDGET	% BUDGET CHANGE
	Total Required Exp	0.00	7,749.74	7,500	6,165.43	82%	6,166	82%	8,000	7%
52070	Gas & Electricity	1,692.46	1,762.64	3,500	2,660.54	76%	3,022	86%	3,500	0%
52128	Cellular Phones	3,795.39	4,309.85	6,000	4,085.83	68%	6,000	100%	0	0%
	Total Utilities	5,487.85	6,072.49	9,500	6,746.37	71%	9,022	95%	3,500	63-%
52185	Info Systems Allocation	0.00	0.00	0	0.00	0%	0	0%	6,671	0%
53921	POB Allocation	22,973.00	20,608.00	27,811	20,858.22	75%	27,811	100%	23,651	15-%
	Total Alloc Costs & Self Ins	22,973.00	20,608.00	27,811	20,858.22	75%	27,811	100%	30,322	9%
66180	Furniture & Equipment	0.00	0.00	25,000	0.00	0%	25,000	100%	0	0%
66189	Other Equipment	10,640.00	0.00	0	0.00	0%	0	0%	0	0%
	Total Capital	10,640.00	0.00	25,000	0.00	0%	25,000	100%	0	0%
	Total Transfer Out	0.00	0.00	0	0.00	0%	0	0%	0	0%
	Total Expense:	485,971.62	625,957.23	991,238	600,095.54	61 %	994,635	100 %	865,401	13-%
	Net: Afterschool Recreation	478,121.62-	625,957.23-	941,238-	550,095.54-		944,635-		815,401-	

CITY OF POMONA

Revenue / Expenditure Report - 3 Year History

101	General Fund	2021-2022	2022-2023	2023-2024	2023-2024	%	2023-2024	%	2024-2025	%
		ACTUALS	ACTUALS	BUDGET	ACTUALS THRU 03/31/2024	ACTUALS/ BUDGET	YEAR-END ESTIMATE	YR END/ BUDGET	BUDGET	BUDGET CHANGE
		-----	-----	-----	-----	-----	-----	-----	-----	-----
4115	Special Events (City)									
40237	Parking Violations	92,155.00	125,510.00	95,000	57,450.00	60%	95,000	100%	95,000	0%
	All Fines	92,155.00	125,510.00	95,000	57,450.00	0%	95,000	100%	95,000	0%
80881	Trnsf frm American Rescue Plan	3,300.00	0.00	0	0.00	0%	0	0%	0	0%
	All Transfers In	3,300.00	0.00	0	0.00	0%	0	100%	0	0%
	Total Revenue	95,455.00	125,510.00	95,000.00	57,450.00	0%	95,000	100%	95,000	0%
51006	Proposed Staffing Changes	0.00	0.00	0	0.00	0%	0	0%	57,404	0%
51012	Earnings & Benefits	87,517.27	88,429.32	93,859	66,137.02	70%	93,859	100%	99,550	6%
51030	All Overtime - Non Sworn	0.00	666.48	3,753	325.92	9%	2,500	67%	5,000	33%
51040	Hourly	0.00	280.67	25,318	5,015.65	20%	10,418	41%	25,231	0%
51080	Total Buybacks	0.00	0.00	2,128	2,127.60	100%	2,128	100%	3,319	56%
	Total Staffing	87,517.27	89,376.47	125,058	73,606.19	59%	108,905	87%	190,504	52%
52064	Printing & Copying	1,109.74	5,289.08	5,000	2,056.04	41%	5,000	100%	5,000	0%
52140	Dues, Subscriptions & Certs	0.00	3,275.00	0	0.00	0%	0	0%	7,300	0%
52196	Performance/Artist Fee	0.00	0.00	4,500	0.00	0%	4,500	100%	0	0%
52402	Small Tools & Equipment	0.00	0.00	0	0.00	0%	0	0%	1,000	0%
52403	Computer Related Acquisitions	0.00	0.00	500	0.00	0%	5,000	1,000%	0	0%
52430	Other Supplies/Materials	3,844.08	0.00	0	0.00	0%	0	0%	35,000	0%
52620	Activity Program Supplies	16,414.42	27,636.23	50,000	36,576.14	73%	50,000	100%	45,000	10-%
52937	Contract - Security	2,467.04	9,902.41	5,252	2,879.04	55%	5,252	100%	10,000	90%
	Total Controllable Exp	23,835.28	46,102.72	65,252	41,511.22	64%	69,752	107%	103,300	58%
52299	Regulatory Compliance	0.00	554.03	1,600	449.77	28%	1,500	94%	1,500	6-%
	Total Required Exp	0.00	554.03	1,600	449.77	28%	1,500	94%	1,500	6-%
52128	Cellular Phones	0.00	0.00	1,200	0.00	0%	500	42%	0	0%
	Total Utilities	0.00	0.00	1,200	0.00	0%	500	42%	0	0%
52235	Claims Exp - Liab	2.00	2.00	0	0.00	0%	0	0%	0	0%

CITY OF POMONA

Revenue / Expenditure Report - 3 Year History

101	General Fund	2021-2022 ACTUALS	2022-2023 ACTUALS	2023-2024 BUDGET	2023-2024 ACTUALS THRU 03/31/2024	% ACTUALS/ BUDGET	2023-2024 YEAR-END ESTIMATE	% YR END/ BUDGET	2024-2025 BUDGET	% BUDGET CHANGE
53921	POB Allocation	12,719.00	10,570.00	10,004	7,503.03	75%	10,004	100%	9,199	8-%
	Total Alloc Costs & Self Ins	12,721.00	10,572.00	10,004	7,503.03	75%	10,004	100%	9,199	8-%
Total Expense:		124,073.55	146,605.22	203,114	123,070.21	61 %	190,661	94 %	304,503	50%
Net: Special Events (City)		28,618.55-	21,095.22-	108,114-	65,620.21-		95,661-		209,503-	

CITY OF POMONA

Revenue / Expenditure Report - 3 Year History

101	General Fund	2021-2022 ACTUALS	2022-2023 ACTUALS	2023-2024 BUDGET	2023-2024 ACTUALS THRU 03/31/2024	% ACTUALS/ BUDGET	2023-2024 YEAR-END ESTIMATE	% YR END/ BUDGET	2024-2025 BUDGET	% BUDGET CHANGE
		-----	-----	-----	-----	-----	-----	-----	-----	
4120	Pomona Concert Band									
52402	Small Tools & Equipment	0.00	0.00	0	3,245.15	0%	3,246	0%	0	0%
52581	Office Equip Maint/Repair	113.72	235.56	2,500	0.00	0%	2,500	100%	2,500	0%
52937	Contract - Security	0.00	0.00	0	0.00	0%	0	0%	3,000	0%
	Total Controllable Exp	113.72	235.56	2,500	3,245.15	130%	5,746	230%	5,500	120%
52245	Liab Admin Alloc	2,268.51	2,500.00	2,016	1,512.00	75%	2,016	100%	2,094	4%
	Total Alloc Costs & Self Ins	2,268.51	2,500.00	2,016	1,512.00	75%	2,016	100%	2,094	4%
Total Expense:		----- 2,382.23	----- 2,735.56	----- 4,516	----- 4,757.15	----- 105 %	----- 7,762	----- 172 %	----- 7,594	----- 68%
Net: Pomona Concert Band		2,382.23-	2,735.56-	4,516-	4,757.15-		7,762-		7,594-	

CITY OF POMONA

Revenue / Expenditure Report - 3 Year History

101	General Fund	2021-2022	2022-2023	2023-2024	2023-2024	%	2023-2024	%	2024-2025	%
		ACTUALS	ACTUALS	BUDGET	ACTUALS THRU 03/31/2024	ACTUALS/ BUDGET	YEAR-END ESTIMATE	YR END/ BUDGET	BUDGET	BUDGET CHANGE
		-----	-----	-----	-----	-----	-----	-----	-----	-----
4133	Senior Programs									
40560	Senior Dances	0.00	0.00	1,000	3,403.00	340%	7,500	750%	200	80-%
	All Charges for Services	0.00	0.00	1,000	3,403.00	0%	7,500	750%	200	80-%
80881	Trnsf frm American Rescue Plan	4,000.00	0.00	0	0.00	0%	0	0%	0	0%
	All Transfers In	4,000.00	0.00	0	0.00	0%	0	750%	0	0 %
	Total Revenue	4,000.00	0.00	1,000.00	3,403.00	0%	7,500	750%	200	80-%
51012	Earnings & Benefits	56,690.19	75,441.89	78,585	48,773.39	62%	60,000	76%	92,442	18%
51030	All Overtime - Non Sworn	915.10	322.43	2,500	2,959.45	118%	2,960	118%	2,500	0%
51040	Hourly	16,643.90	26,274.51	41,881	27,802.15	66%	41,881	100%	37,536	10-%
	Total Staffing	74,249.19	102,038.83	122,966	79,534.99	65%	104,841	85%	132,478	8%
51055	Temporary Agency Svcs	0.00	2,171.94	0	0.00	0%	0	0%	0	0%
52060	Office Supplies	682.62	354.07	600	0.00	0%	600	100%	600	0%
52064	Printing & Copying	293.30	77.56	1,500	213.57	14%	1,500	100%	1,500	0%
52080	Other Expense	0.00	0.00	2,050	2,049.60	100%	2,049	100%	0	0%
52090	Mileage Reimbursement	312.06	371.66	800	78.96	10%	200	25%	800	0%
52130	Prof Development - Training	0.00	50.00	2,500	480.00	19%	1,200	48%	2,500	0%
52196	Performance/Artist Fee	3,243.00	7,089.74	12,950	4,734.00	37%	7,500	58%	7,500	42-%
52402	Small Tools & Equipment	19,201.69	0.00	0	0.00	0%	0	0%	0	0%
52403	Computer Related Acquisitions	0.00	0.00	1,500	0.00	0%	1,500	100%	0	0%
52580	General Maint & Repairs	585.19	923.67	1,000	0.00	0%	1,000	100%	1,000	0%
52620	Activity Program Supplies	2,154.29	8,263.40	15,000	9,305.67	62%	10,000	67%	15,000	0%
52937	Contract - Security	0.00	861.96	5,732	1,679.44	29%	3,000	52%	5,000	13-%
	Total Controllable Exp	26,472.15	20,164.00	43,632	18,541.24	42%	28,549	65%	33,900	22-%
52150	Data Communications Lines	2,417.74	2,281.76	2,650	1,716.71	65%	2,650	100%	2,650	0%
	Total Required Exp	2,417.74	2,281.76	2,650	1,716.71	65%	2,650	100%	2,650	0%
52121	Telephone Service Expense	2,768.75	2,578.40	3,400	1,991.13	59%	3,400	100%	0	0%
52128	Cellular Phones	608.48	565.90	1,500	439.10	29%	1,500	100%	0	0%

CITY OF POMONA

Revenue / Expenditure Report - 3 Year History

101	General Fund	2021-2022 ACTUALS	2022-2023 ACTUALS	2023-2024 BUDGET	2023-2024 ACTUALS THRU 03/31/2024	% ACTUALS/ BUDGET	2023-2024 YEAR-END ESTIMATE	% YR END/ BUDGET	2024-2025 BUDGET	% BUDGET CHANGE
	Total Utilities	3,377.23	3,144.30	4,900	2,430.23	50%	4,900	100%	0	0%
52185	Info Systems Allocation	0.00	0.00	0	0.00	0%	0	0%	6,949	0%
53921	POB Allocation	0.00	8,906.00	8,425	6,318.72	75%	8,425	100%	8,549	1%
	Total Alloc Costs & Self Ins	0.00	8,906.00	8,425	6,318.72	75%	8,425	100%	15,498	84%
89935	Transfer To Sr Citizen Nutr	90,721.22	101,729.40	97,560	28,409.11	29%	97,560	100%	97,560	0%
	Total Transfer Out	90,721.22	101,729.40	97,560	28,409.11	29%	97,560	100%	97,560	0%
Total Expense:		197,237.53	238,264.29	280,133	136,951.00	49 %	246,925	88 %	282,086	1%
Net: Senior Programs		193,237.53-	238,264.29-	279,133-	133,548.00-		239,425-		281,886-	

CITY OF POMONA

Revenue / Expenditure Report - 3 Year History

101	General Fund	2021-2022	2022-2023	2023-2024	2023-2024	%	2023-2024	%	2024-2025	%
		ACTUALS	ACTUALS	BUDGET	ACTUALS THRU 03/31/2024	ACTUALS/ BUDGET	YEAR-END ESTIMATE	YR END/ BUDGET	BUDGET	BUDGET CHANGE
		-----	-----	-----	-----	-----	-----	-----	-----	-----
4141	Natural Grass Athletic Fields									
40610	Municipal Sports Revenue	31,869.70	33,398.75	40,000	33,807.54	85%	35,000	88%	27,500	31-%
40849	Soft Match-Grants	0.00	7,832.00	0	23,496.00	0%	43,076	0%	0	0%
	All Charges for Services	31,869.70	41,230.75	40,000	57,303.54	0%	78,076	195%	27,500	31-%
	Total Revenue	----- 31,869.70	----- 41,230.75	----- 40,000.00	----- 57,303.54	----- 0%	----- 78,076	----- 195%	----- 27,500	----- 31-%
52113	Building Space - In-Kind	0.00	7,832.00	0	23,496.00	0%	43,076	0%	0	0%
	Total Controllable Exp	0.00	7,832.00	0	23,496.00	0%	43,076	0%	0	0%
52070	Gas & Electricity	103,900.12	131,322.94	150,000	93,345.19	62%	155,000	103%	170,000	13%
52071	Water	4,015.24	4,194.46	6,000	4,063.02	68%	5,000	83%	70,000	1,067%
	Total Utilities	107,915.36	135,517.40	156,000	97,408.21	62%	160,000	103%	240,000	54%
	Total Expense:	----- 107,915.36	----- 143,349.40	----- 156,000	----- 120,904.21	----- 78 %	----- 203,076	----- 130 %	----- 240,000	----- 54%
	Net: Natural Grass Athletic	76,045.66-	102,118.65-	116,000-	63,600.67-		125,000-		212,500-	

CITY OF POMONA

Revenue / Expenditure Report - 3 Year History

101	General Fund	2021-2022	2022-2023	2023-2024	2023-2024	%	2023-2024	%	2024-2025	%
		ACTUALS	ACTUALS	BUDGET	ACTUALS THRU 03/31/2024	ACTUALS/ BUDGET	YEAR-END ESTIMATE	YR END/ BUDGET	BUDGET	BUDGET CHANGE
		-----	-----	-----	-----	-----	-----	-----	-----	-----
4145	Ganesha Park Pool									
40191	Rentals - Facilities	2,142.00	260.00	2,000	0.00	0%	2,000	100%	2,000	0%
	All Rev from Use of \$ & Prop	2,142.00	260.00	2,000	0.00	0%	2,000	125%	2,000	0 %
40510	Swimming Pool Revenue	14,481.75	19,310.25	22,500	25,160.96	112%	30,000	133%	26,000	16%
40611	Swim Lessons	5,960.00	4,680.00	7,000	0.00	0%	7,500	107%	7,500	7%
	All Charges for Services	20,441.75	23,990.25	29,500	25,160.96	0%	37,500	125%	33,500	14 %
	Total Revenue	22,583.75	24,250.25	31,500.00	25,160.96	0%	39,500	125%	35,500	13 %
51012	Earnings & Benefits	0.00	0.00	15	0.00	0%	0	0%	15	0%
51030	All Overtime - Non Sworn	0.00	0.00	1,000	0.00	0%	1,000	100%	1,000	0%
51040	Hourly	2,891.37	1,290.16	6,557	2,144.46	33%	5,000	76%	5,520	16-%
	Total Staffing	2,891.37	1,290.16	7,572	2,144.46	28%	6,000	79%	6,535	14-%
52430	Other Supplies/Materials	1,697.92	1,346.47	5,000	0.00	0%	5,000	100%	5,000	0%
52491	Swimming Pool Supplies	26,859.29	33,164.35	35,000	16,044.54	46%	35,000	100%	35,000	0%
52580	General Maint & Repairs	14,906.96	18,213.69	25,000	2,645.49	11%	25,000	100%	25,000	0%
52620	Activity Program Supplies	588.84	0.00	500	0.00	0%	500	100%	500	0%
52929	Contract - Swim Operations	97,056.00	165,962.31	196,483	121,703.12	62%	196,483	100%	200,000	2%
	Total Controllable Exp	141,109.01	218,686.82	261,983	140,393.15	54%	261,983	100%	265,500	1%
52299	Regulatory Compliance	2,826.75	2,253.25	3,500	37.00	1%	3,500	100%	3,500	0%
	Total Required Exp	2,826.75	2,253.25	3,500	37.00	1%	3,500	100%	3,500	0%
52070	Gas & Electricity	45,534.00	53,759.70	70,000	34,399.85	49%	70,000	100%	70,000	0%
52121	Telephone Service Expense	1,424.89	1,344.49	2,000	1,060.07	53%	2,000	100%	0	0%
	Total Utilities	46,958.89	55,104.19	72,000	35,459.92	49%	72,000	100%	70,000	3-%
52185	Info Systems Allocation	0.00	0.00	0	0.00	0%	0	0%	1,751	0%
	Total Alloc Costs & Self Ins	0.00	0.00	0	0.00	0%	0	0%	1,751	0%

CITY OF POMONA

Revenue / Expenditure Report - 3 Year History

101	General Fund	2021-2022 ACTUALS	2022-2023 ACTUALS	2023-2024 BUDGET	2023-2024 ACTUALS THRU 03/31/2024	% ACTUALS/ BUDGET	2023-2024 YEAR-END ESTIMATE	% YR END/ BUDGET	2024-2025 BUDGET	% BUDGET CHANGE
66189	Other Equipment	10,384.76	0.00	0	0.00	0%	0	0%	0	0%
	Total Capital	10,384.76	0.00	0	0.00	0%	0	0%	0	0%
	Total Transfer Out	0.00	0.00	0	0.00	0%	0	0%	0	0%
Total Expense:		204,170.78	277,334.42	345,055	178,034.53	52 %	343,483	100 %	347,286	1%
Net: Ganesha Park Pool		181,587.03-	253,084.17-	313,555-	152,873.57-		303,983-		311,786-	

CITY OF POMONA

Revenue / Expenditure Report - 3 Year History

101	General Fund	2021-2022	2022-2023	2023-2024	2023-2024	%	2023-2024	%	2024-2025	%
		ACTUALS	ACTUALS	BUDGET	ACTUALS THRU 03/31/2024	ACTUALS/ BUDGET	YEAR-END ESTIMATE	YR END/ BUDGET	BUDGET	BUDGET CHANGE
		-----	-----	-----	-----	-----	-----	-----	-----	-----
4146	Veterans Park									
40610	Municipal Sports Revenue	33,696.25	51,381.00	0	1,493.35	0%	878	0%	0	0%
	All Charges for Services	33,696.25	51,381.00	0	1,493.35	0%	878	0%	0	0%
	Total Revenue	----- 33,696.25	----- 51,381.00	----- 0.00	----- 1,493.35	----- 0%	----- 878	----- 0%	----- 0	----- 0%
51040	Hourly	92,844.59	43,834.45	282	281.89	100%	282	100%	0	0%
	Total Staffing	92,844.59	43,834.45	282	281.89	100%	282	100%	0	0%
52064	Printing & Copying	0.00	0.00	1,000	16.06	2%	1,000	100%	1,000	0%
52285	Controllable Contract Services	0.00	0.00	5,000	0.00	0%	5,000	100%	5,000	0%
52430	Other Supplies/Materials	1,745.20	419.26	0	0.00	0%	0	0%	1,200	0%
52580	General Maint & Repairs	0.00	273.95	5,000	0.00	0%	5,000	100%	5,000	0%
52937	Contract - Security	106,499.00	110,315.97	116,580	72,936.88	63%	116,580	100%	130,000	12%
	Total Controllable Exp	108,244.20	111,009.18	127,580	72,952.94	57%	127,580	100%	142,200	11%
52070	Gas & Electricity	35,071.70	29,825.89	18,442	7,458.51	40%	17,500	95%	17,500	5-%
52071	Water	6,208.65	6,451.41	5,000	4,595.13	92%	5,000	100%	4,000	20-%
52128	Cellular Phones	172.13	146.75	136	100.64	74%	136	100%	0	0%
52151	Air Cards	1,482.39	1,368.36	1,140	829.71	73%	1,140	100%	0	0%
	Total Utilities	42,934.87	37,792.41	24,718	12,983.99	53%	23,776	96%	21,500	13-%
52185	Info Systems Allocation	0.00	0.00	0	0.00	0%	0	0%	2,164	0%
	Total Alloc Costs & Self Ins	0.00	0.00	0	0.00	0%	0	0%	2,164	0%
89923	Transfer to Debt Service	120,261.48	118,966.72	117,538	58,769.12	50%	117,538	100%	120,622	3%
	Total Transfer Out	120,261.48	118,966.72	117,538	58,769.12	50%	117,538	100%	120,622	3%
	Total Expense:	----- 364,285.14	----- 311,602.76	----- 270,118	----- 144,987.94	----- 54 %	----- 269,176	----- 100 %	----- 286,486	----- 6%
	Net: Veterans Park	330,588.89-	260,221.76-	270,118-	143,494.59-		268,298-		286,486-	

CITY OF POMONA

Revenue / Expenditure Report - 3 Year History

101	General Fund	2021-2022	2022-2023	2023-2024	2023-2024	%	2023-2024	%	2024-2025	%
		ACTUALS	ACTUALS	BUDGET	ACTUALS THRU 03/31/2024	ACTUALS/ BUDGET	YEAR-END ESTIMATE	YR END/ BUDGET	BUDGET	BUDGET CHANGE
		-----	-----	-----	-----	-----	-----	-----	-----	-----
4160	Washington Park Pool									
40510	Swimming Pool Revenue	884.36	11,870.28	15,000	11,720.00	78%	12,500	83%	10,000	33-%
40610	Municipal Sports Revenue	2,430.00	0.00	0	0.00	0%	0	0%	0	0%
40611	Swim Lessons	0.00	640.00	0	0.00	0%	0	0%	4,000	0%
	All Charges for Services	3,314.36	12,510.28	15,000	11,720.00	0%	12,500	83%	14,000	7-%
	Total Revenue	3,314.36	12,510.28	15,000.00	11,720.00	0%	12,500	83%	14,000	7-%
51012	Earnings & Benefits	0.00	0.00	15	0.00	0%	0	0%	15	0%
51030	All Overtime - Non Sworn	522.55	0.00	1,000	0.00	0%	1,000	100%	1,000	0%
51040	Hourly	2,431.29	936.63	6,557	2,097.76	32%	5,000	76%	5,520	16-%
	Total Staffing	2,953.84	936.63	7,572	2,097.76	28%	6,000	79%	6,535	14-%
52285	Controllable Contract Services	0.00	0.00	2,000	0.00	0%	2,000	100%	1,000	50-%
52430	Other Supplies/Materials	730.03	500.00	2,000	0.00	0%	2,000	100%	2,000	0%
52491	Swimming Pool Supplies	27,927.52	26,820.37	34,000	11,953.32	35%	34,000	100%	34,000	0%
52580	General Maint & Repairs	27,070.26	20,546.03	15,000	0.00	0%	15,000	100%	20,000	33%
52620	Activity Program Supplies	0.00	0.00	250	0.00	0%	250	100%	250	0%
52929	Contract - Swim Operations	64,543.24	68,437.35	106,379	64,635.64	61%	106,379	100%	100,000	6-%
	Total Controllable Exp	120,271.05	116,303.75	159,629	76,588.96	48%	159,629	100%	157,250	1-%
52299	Regulatory Compliance	616.00	311.00	3,500	37.00	1%	3,500	100%	1,000	71-%
	Total Required Exp	616.00	311.00	3,500	37.00	1%	3,500	100%	1,000	71-%
52071	Water	12,494.33	13,456.92	25,000	10,798.84	43%	25,000	100%	25,000	0%
	Total Utilities	12,494.33	13,456.92	25,000	10,798.84	43%	25,000	100%	25,000	0%
	Total Transfer Out	0.00	0.00	0	0.00	0%	0	0%	0	0%
Total Expense:		136,335.22	131,008.30	195,701	89,522.56	46 %	194,129	99 %	189,785	3-%

CITY OF POMONA

Revenue / Expenditure Report - 3 Year History

101	General Fund	2021-2022 ACTUALS	2022-2023 ACTUALS	2023-2024 BUDGET	2023-2024 ACTUALS THRU 03/31/2024	% ACTUALS/ BUDGET	2023-2024 YEAR-END ESTIMATE	% YR END/ BUDGET	2024-2025 BUDGET	% BUDGET CHANGE
		-----	-----	-----	-----	-----	-----	-----	-----	-----
	Net: Washington Park Pool	133,020.86-	118,498.02-	180,701-	77,802.56-		181,629-		175,785-	

CITY OF POMONA

Revenue / Expenditure Report - 3 Year History

101	General Fund	2021-2022	2022-2023	2023-2024	2023-2024	%	2023-2024	%	2024-2025	%
		ACTUALS	ACTUALS	BUDGET	ACTUALS THRU 03/31/2024	ACTUALS/ BUDGET	YEAR-END ESTIMATE	YR END/ BUDGET	BUDGET	BUDGET CHANGE
		-----	-----	-----	-----	-----	-----	-----	-----	-----
4191	Youth Commitment									
40380	All Other Revenues	0.00	0.00	0	50.00	0%	50	0%	0	0%
	All Charges for Services	0.00	0.00	0	50.00	0%	50	0%	0	0%
	Total Revenue	----- 0.00	----- 0.00	----- 0.00	----- 50.00	----- 0%	----- 50	----- 0%	----- 0	----- 0%
51006	Proposed Staffing Changes	0.00	0.00	0	0.00	0%	0	0%	57,404	0%
51012	Earnings & Benefits	0.00	31,762.29	206,171	70,366.70	34%	125,000	61%	113,634	45-%
51030	All Overtime - Non Sworn	0.00	1,986.44	7,000	4,613.75	66%	7,000	100%	7,500	7%
51040	Hourly	0.00	471.48	250,586	2,601.83	1%	25,000	10%	318,162	27%
	Total Staffing	0.00	34,220.21	463,757	77,582.28	17%	157,000	34%	496,700	7%
52064	Printing & Copying	0.00	84,168.27	100,000	35,948.76	36%	100,000	100%	100,000	0%
52196	Performance/Artist Fee	0.00	0.00	700	700.00	100%	700	100%	25,000	3,471%
52285	Controllable Contract Services	0.00	160,705.43	260,000	129,262.42	50%	250,000	96%	355,000	37%
52350	Departmental Expense	0.00	0.00	1,135,675	0.00	0%	1,135,675	100%	253,218	78-%
52620	Activity Program Supplies	0.00	15,207.54	54,887	32,273.04	59%	54,887	100%	204,579	273%
52623	Recreation Trip Transportation	0.00	0.00	50,000	0.00	0%	50,000	100%	50,000	0%
52937	Contract - Security	0.00	0.00	25,000	14,455.18	58%	25,000	100%	5,000	80-%
	Total Controllable Exp	0.00	260,081.24	1,626,262	212,639.40	13%	1,616,262	99%	992,797	39-%
53921	POB Allocation	0.00	0.00	10,624	7,967.97	75%	10,624	100%	10,503	1-%
	Total Alloc Costs & Self Ins	0.00	0.00	10,624	7,967.97	75%	10,624	100%	10,503	1-%
66193	Automation Acquisitions	0.00	0.00	10,000	9,558.69	96%	10,000	100%	0	0%
	Total Capital	0.00	0.00	10,000	9,558.69	96%	10,000	100%	0	0%
89987	Transfer to CIP Project Fund	0.00	0.00	195,000	195,000.00	100%	195,000	100%	0	0%
	Total Transfer Out	0.00	0.00	195,000	195,000.00	100%	195,000	100%	0	0%
	Total Expense:	----- 0.00	----- 294,301.45	----- 2,305,643	----- 502,748.34	----- 22 %	----- 1,988,886	----- 86 %	----- 1,500,000	----- 35-%

CITY OF POMONA

Revenue / Expenditure Report - 3 Year History

101	General Fund	2021-2022 ACTUALS	2022-2023 ACTUALS	2023-2024 BUDGET	2023-2024 ACTUALS THRU 03/31/2024	% ACTUALS/ BUDGET	2023-2024 YEAR-END ESTIMATE	% YR END/ BUDGET	2024-2025 BUDGET	% BUDGET CHANGE
Net: Youth Commitment		0.00	294,301.45-	2,305,643-	502,698.34-		1,988,836-		1,500,000-	

CITY OF POMONA


Revenue / Expenditure Report - 3 Year History

101	General Fund	2021-2022	2022-2023	2023-2024	2023-2024	%	2023-2024	%	2024-2025	%
		ACTUALS	ACTUALS	BUDGET	ACTUALS THRU 03/31/2024	ACTUALS/ BUDGET	YEAR-END ESTIMATE	YR END/ BUDGET	BUDGET	BUDGET CHANGE
		-----	-----	-----	-----	-----	-----	-----	-----	-----
4201	Community Services Admin									
40930	Reimbursement	0.00	0.00	0	28,000.00	0%	28,000	0%	0	0%
	All Other Misc Revenue	0.00	0.00	0	28,000.00	0%	28,000	3,380%	0	0 %
40380	All Other Revenues	6,902.61	7,574.55	1,000	4,555.97	456%	5,800	580%	5,800	480%
	All Charges for Services	6,902.61	7,574.55	1,000	4,555.97	0%	5,800	3,380%	5,800	480 %
80881	Trnsf frm American Rescue Plan	10,000.00	0.00	0	0.00	0%	0	0%	0	0%
	All Transfers In	10,000.00	0.00	0	0.00	0%	0	3,380%	0	0 %
	Total Revenue	----- 16,902.61	----- 7,574.55	----- 1,000.00	----- 32,555.97	----- 0%	----- 33,800	----- 3,380%	----- 5,800	----- 480 %
51012	Earnings & Benefits	444,722.10	636,026.88	590,254	453,749.84	77%	560,000	95%	812,780	38%
51030	All Overtime - Non Sworn	3,506.07	4,876.58	10,000	7,197.40	72%	10,000	100%	5,000	50-%
51040	Hourly	134,469.24	89,703.77	75,837	52,269.82	69%	75,837	100%	76,398	1%
51042	Holiday - Non Sworn	0.00	0.00	70	69.01	99%	70	100%	100	43%
51059	Retirement/Termination Payout	12,248.98	403.43	11	1,396.55	12,696%	1,397	12,700%	0	0%
51080	Total Buybacks	9,453.90	6,581.07	9,849	7,041.87	71%	7,042	71%	8,410	15-%
	Total Staffing	604,400.29	737,591.73	686,021	521,724.49	76%	654,346	95%	902,688	32%
51055	Temporary Agency Svcs	0.00	13,387.80	0	0.00	0%	0	0%	0	0%
52060	Office Supplies	4,270.98	8,862.70	10,000	4,485.50	45%	10,000	100%	10,000	0%
52063	Postage	76.88	66.70	500	20.23	4%	500	100%	500	0%
52064	Printing & Copying	34,889.94	20,759.79	50,000	1,375.14	3%	50,000	100%	50,000	0%
52090	Mileage Reimbursement	155.64	377.51	1,250	305.13	24%	800	64%	1,000	20-%
52130	Prof Development - Training	160.35	15,594.70	16,500	9,256.68	56%	16,500	100%	16,500	0%
52140	Dues, Subscriptions & Certs	2,100.00	11,844.86	15,150	8,233.90	54%	15,150	100%	3,074	80-%
52191	Advertising	0.00	0.00	150	0.00	0%	150	100%	150	0%
52282	Special Programs	14,727.54	2,425.38	9,500	354.24	4%	9,500	100%	9,500	0%
52285	Controllable Contract Services	12,461.23	37,623.19	0	0.00	0%	0	0%	0	0%
52350	Departmental Expense	1,656.65	0.00	800	180.68	23%	800	100%	800	0%
52402	Small Tools & Equipment	0.00	5,231.29	1,500	240.65	16%	1,500	100%	1,500	0%
52403	Computer Related Acquisitions	4,891.26	10,211.03	10,000	2,575.50	26%	10,000	100%	0	0%
52581	Office Equip Maint/Repair	733.36	1,532.43	2,000	0.00	0%	2,000	100%	2,000	0%
52620	Activity Program Supplies	55.72	3,267.05	3,500	98.52	3%	3,500	100%	3,500	0%

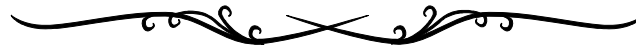
CITY OF POMONA

Revenue / Expenditure Report - 3 Year History

101	General Fund	2021-2022	2022-2023	2023-2024	2023-2024	%	2023-2024	%	2024-2025	%
		ACTUALS	ACTUALS	BUDGET	ACTUALS THRU 03/31/2024	ACTUALS/ BUDGET	YEAR-END ESTIMATE	YR END/ BUDGET	BUDGET	BUDGET CHANGE
52937	Contract - Security	0.00	3,688.69	0	0.00	0%	0	0%	500	0%
	Total Controllable Exp	76,179.55	134,873.12	120,850	27,126.17	22%	120,400	100%	99,024	18-%
52150	Data Communications Lines	2,818.11	3,581.24	14,300	11,208.17	78%	14,300	100%	14,300	0%
52588	Automation-Maintenance	11,575.87	0.00	11,000	6,165.43	56%	11,000	100%	12,500	14%
	Total Required Exp	14,393.98	3,581.24	25,300	17,373.60	69%	25,300	100%	26,800	6%
52121	Telephone Service Expense	44,016.12	41,605.66	45,000	31,427.27	70%	45,000	100%	0	0%
52123	Desk Phone Expense	1,436.92	2,227.76	2,026	829.75	41%	2,026	100%	0	0%
52128	Cellular Phones	3,910.69	3,021.64	5,750	2,306.16	40%	4,500	78%	0	0%
52151	Air Cards	1,633.30	1,368.36	2,000	1,026.27	51%	2,000	100%	0	0%
	Total Utilities	50,997.03	48,223.42	54,776	35,589.45	65%	53,526	98%	0	0%
52185	Info Systems Allocation	101,885.25	139,954.00	139,795	104,846.22	75%	139,795	100%	263,071	88%
52235	Claims Exp - Liab	337.00	314.00	1,446	1,084.50	75%	1,446	100%	61,956	4,185%
52245	Liab Admin Alloc	193,108.99	132,870.00	168,233	126,174.69	75%	168,233	100%	262,136	56%
52246	Unempl Admin Alloc	529.66	346.00	380	284.94	75%	380	100%	511	34%
52247	WC Admin Alloc	55,120.88	41,629.00	52,929	39,696.75	75%	52,929	100%	59,160	12%
53921	POB Allocation	39,940.00	72,581.00	67,875	50,906.25	75%	67,875	100%	75,176	11%
	Total Alloc Costs & Self Ins	390,921.78	387,694.00	430,658	322,993.35	75%	430,658	100%	722,010	68%
66180	Furniture & Equipment	0.00	0.00	0	0.00	0%	0	0%	195,000	0%
66193	Automation Acquisitions	0.00	0.00	0	0.00	0%	0	0%	105,000	0%
	Total Capital	0.00	0.00	0	0.00	0%	0	0%	300,000	0%
	Total Transfer Out	0.00	0.00	0	0.00	0%	0	0%	0	0%
Total Expense:		1,136,892.63	1,311,963.51	1,317,605	924,807.06	70 %	1,284,230	97 %	2,050,522	56%
Net: Community Services Admin		1,119,990.02-	1,304,388.96-	1,316,605-	892,251.09-		1,250,430-		2,044,722-	



This Page Intentionally Left Blank



Department at a Glance

~ POLICE ~

GEN'L FUND EXPENSE BY DIVISION / FUND				OTHER FUND EXPENSE BY DIVISION / FUND			
General Fund	2022-23	2023-24	2024-25				
Police	Actual	Budget	Proposed	Special Revenue Funds	2022-23	2023-24	2024-25
					Actual	Budget	Proposed
2001 Jail Telephone/Inmate Welfare	11,094	71,461	-	F120	-	297,346	481,930
2002 Reimb Cnt Svcs	1,092,677	1,330,803	1,256,068	F219 Traffic Offender	124,486	527,272	252,638
2003 Police Business Svcs	12,697,303	13,649,972	14,015,424	F129 Grant - COPS Tech Grant	2,944,553	3,404,000	-
2004 Training Bureau	1,985,939	2,085,096	1,699,592	F239 JAG	103,278	67,313	33,639
2005 Reimb SRO Svc	560,082	521,757	284,814	F260 Asset Forfeiture	490,655	1,049,167	773,610
2006 Mental Health Eval	693,676	935,247	1,163,762	F281 Suppl Law Enforc Svcs	621,725	1,203,428	662,714
2007 Police Administration	3,015,743	3,057,800	5,747,092	F263 Homeland Security Grant	544,629	45,577	-
2008 DPOA	511,388	683,329	525,040	F291 Pomona OATH INITIATIVE	1,372,707	1,791,747	-
2009 HEART	-	-	175,000	F215 Miscellaneous Grants	1,522,987	2,697,147	1,938,072
2010 Patrol Services	24,232,334	24,826,943	23,476,086	Total	7,725,020	11,082,997	4,142,603
2012 Aero Patrol Services	523,788	620,146	796,863	Department Total	80,502,245	89,743,264	84,454,238
2014 Traffic Patrol Services	2,775,507	3,305,910	3,346,156				
2015 Crime Prev Outreach	701,896	807,701	726,885	DEPT STAFFING - All Funds			
2016 Major Crime Task Force	886,028	1,547,913	1,672,426				
2017 Crossing Guards	451,489	488,044	505,682				
2018 Homeless Outreach Support	-	225,000	225,000				
2020 Investigative Services	11,830,281	11,948,937	11,905,606				
2022 LA TRAP	655,246	973,949	769,081				
2023 SETT	503,324	977,459	1,146,190				
2030 Records & Clerical	1,894,865	2,418,383	2,449,804				
2031 Jail Services	2,990,188	2,903,042	3,011,971				
2032 Dispatch Services	3,723,048	4,060,710	4,198,714				
2033 Property and Evidence	407,676	504,877	471,113				
2040 Volunteer Program	11,738	13,880	13,880				
2058 Communications Supp	621,916	701,908	729,386	OPERATIONS - General Fund			
Dept Total	72,777,225	78,660,267	80,311,635				
EXPENSE BY CATEGORY							
Personnel	47,093,185	50,532,930	53,767,806				
Operating	3,868,358	4,547,415	3,961,655				
Utilities	404,908	621,321	364,944				
Alloc Costs	17,019,413	18,042,137	19,132,634				
Capital	1,147,224	2,155,726	332,000				
Trans Out	3,244,137	2,760,738	2,752,596				
Total	72,777,225	78,660,267	80,311,635				

Services Provided

~ Police Department ~

The City of Pomona's Police Department continues to serve the residents of Pomona with the highest quality of public safety services. In this regard, making Pomona a safe and desirable place to live and work are constant priority goals for the Police Department. Designed to optimize service to the public, the Police Department's operations are organized into three (3) Divisions consisting of the Operations, Investigations, and Administrative Services Divisions. Within each Division are specific operations and support services that are further divided into twenty-two (22) programs, each with its own respective function, budget and personnel.

Division Details

Program 2001 – Jail Telephone/Inmate Welfare

The Inmate Welfare Fund consists of inmate telephone commissions and bail bonds advertisement revenue paid to the city.

Major program responsibilities include:

- Account used primarily for the benefit, education, and welfare of the inmates confined within the jail.
- Used for general maintenance and upkeep of the Pomona City Jail.
- For purchasing of jail equipment to assist in the handling and transportation of inmates.

Program 2002 – Reimbursed Contract Services

The Reimbursed Contract Services program consists of all special event police staffing services that are reimbursed to the City. Major program responsibilities include:

- Los Angeles County Fair contracted police services, including Los Angeles County Fair traffic services and contracted police services for special events
- Continue efficient accounting system to accurately document direct costs for police services

- Continue to carefully plan special event deployment to minimize impact on normal operations and provide optimum public safety standards
- Plan and staff with minimum impact on staffing, other contracted police services such as filming, security for special events, etc.

Program 2003 – Police Business Services

The Police Business Services Program provides administrative and logistical support for the entire Police Department. This program is responsible for overall development and administration of the Police Department's budget/s, which includes department-wide financial account lines that cover a majority of the Police Department's General Fund expenditures.

Major program responsibilities include:

- Supplies and logistical support
- Capital Improvement Program projects
- Budget development and administration
- Revenue and cost recovery programs
- Grant programs (acquisition and administration)
- Payroll, Purchasing and Accounts Payable/Receivable
- City Council Staff Reports
- Management studies and surveys

- Main Police facility maintenance
- Administer the City's False Alarm Reduction Program

Program 2004 – Training Bureau

The Training Bureau is responsible for the recruitment, testing, and training of all police employees. Major program responsibilities include:

- POST mandated training (sworn and civilian personnel)
- STC mandated training (Jailers)
- Backgrounds
- Recruitment
- Police Firearms Training
- Department-wide training/policy review (All personnel)
- Maintain and update training records
- Equipment review/testing

Program 2005 – Reimbursed SRO Contract Services

The Youth Services Unit (YSU) is responsible for police and youth engagement in partnership with the Pomona Unified School District, as well as other community partners. Our School Resource Officers are our primary ambassadors for improving police relations and community outreach. Improving public safety in and around our school campuses is accomplished through the Community School Resource Officer (CSRO) program. The School Resource Officers are also involved in identifying school-related offenses that will reduce crime, victimization, and foster trust between young people and law enforcement. Major program responsibilities include:

- Liaisons with the Pomona Unified School District and their personnel
- Community Presentations on juvenile delinquency, gangs, drugs, and related issues
- Counseling and Intervention Sessions with students and parents related to truancy, gangs, drugs, and crime
- In-Service Training to community groups, and other Sworn Officers
- School Related Education, Investigations and Arrests
- Juvenile crimes and graffiti/vandalism investigations

- Annual Youth Campout for youth to positively interact with officers and build relationships
- Related prevention programs that build trust and relationships: Exchange a Book with a Cop, Read Across America, Cops-4-Kids, and Every-15-Minutes DUI Educational Campaign

Program 2006 – Mental Health Evaluation Team

The Police Department has two (2) Pomona Police Officers assigned to work with the Los Angeles County Department of Mental Health Officials, both of whom work in tandem to provide the following services, which include, but are not limited to:

- Handle calls for service related to mental health crisis
- Provide services to those mentally ill individuals and their families
- Develop and provide training courses related to the well-being of mentally ill individuals
- Seek remedies through the criminal justice system and therapy for those identified mentally ill individuals that show tendencies toward violent behavior
- Provides mental health clinicians able to provide continuity of care to individuals who are in need of assistance
- Create partnerships with other organizations to help bring additional resources to the City of Pomona
- Assist the HEART Team with identifying resources for unhoused individuals

Program 2007 – Police Administration

The Police Administration Program consists of the personnel and operations assigned to the Police Chief's office, which includes the Professional Standards Unit that oversees Internal Affairs operations and the department's Public Information Liaison. Major program responsibilities include:

- Provide leadership, direction, and management accountability for all Police Department programs and operations
- Develop and facilitate the delivery of new Police Department programs including Community Oriented Policing initiatives and projects
- Provide public information exchange, presentations, and other

community outreach communications through social media and other identified news outlets

- Provide direct supervision and oversight of the Police Department's Internal Affairs Unit

Program 2008 – DPOA Contract Services

The Downtown Property Owners Association (DPOA) Program consists of an annual agreement with the City of Pomona to provide supplemental police services in the Pomona Business Improvement District (PBID) area of the City. The DPOA agreement provides reimbursement to the City for two (2) Police Officers responsible for patrolling the PBID area of the City during specific hours and days of the week. Major program responsibilities include:

- Provide rapid response to Calls for Service in the downtown district to assist victims
- Attend DPOA and community meetings to identify and address public safety concerns in regards to the PBID area
- Promote interactive working relations with the downtown business, educational, and residential community, utilizing vehicle, bicycle, and foot patrols
- Review of security plans for establishments that are licensed for alcohol sales and entertainment to ensure the safety of the public and to heighten the quality of life for all in the downtown community
- Ensure establishments with alcohol sales are compliant with Alcohol and Beverage Control (ABC) rules via inspections and education

Program 2009 – HEART

The Homeless Encampment Response Team (HEART) responds to various locations within the City of Pomona affected by illegal encampments and reoccurring homeless issues. The team:

- Responds to complaints of homeless encampments and reoccurring homeless issues
- Provides clean-up services for trash and refuse left behind by the unhoused population
- Works directly with business and property owners to identify crime prevention techniques in order to better safeguard properties and/or buildings

- Educates the public on current trends related to the unhoused population and current available programs
- Assists unhoused individuals by offering options and resources for housing
- Establishes and fosters relationships with local organizations and community groups who work with our unhoused population in various capacities
- Works with other agencies, such as CalTrans, who have neighboring jurisdictions to the City of Pomona

Program 2010 – Patrol Services

As the largest operations unit within the Police Department, this program is responsible for providing emergency response and field police patrol services for the City of Pomona. Major program responsibilities include:

- Protection of life and property through the utilization of 21st century patrol strategies, high visibility patrols, and the enforcement of all laws
- Responding to Calls for Service, assisting victims and other members of the public
- Provide officer safety to other officers on dangerous or life threatening calls
- Provide essential first responder law enforcement services, and render first-aid when needed
- Conducting investigation of “in-progress” crimes, identifying and arresting perpetrators of crimes or misconduct, community service, taking crime reports, and testifying in court
- Coordination and promotion of the Police Department's Area Commander Program and other community policing efforts
- Protection of crime scenes and collection of evidence
- Police K-9 program
- Collaboration with the City's “HEART” Program and the County's Homeless Outreach Services Team (HOPE) in addressing homelessness and homeless issues

Program 2012 – Aero Patrol Services

The Aero Patrol Services program provides helicopter air patrol and support services to field police units on the ground. Major program responsibilities include:

- Provide rapid response to calls for service and in-progress crimes involving identification and apprehension of criminal suspects
- Provide enhanced resident and officer safety
- Provide City-wide patrolling and surveillance from an aerial vantage point
- Act as a force multiplier in conducting large area searches for missing persons/suspects, as well as searching areas during night-time hours utilizing the Forward Looking Infrared (FLIR), reducing personnel costs
- Provide assistance during mutual aid incidents
- Operational member of the regional Foothill Air Support Team (FAST) providing air support to eleven cities in the San Gabriel Valley
- Community Relations-City sponsored events, Police Open House, and school career days

Program 2014 – Traffic Patrol Services

The Traffic Patrol Services program consists of all Police Motorcycle Officers, as well as Parking Enforcement Officers. Major program responsibilities include:

- Traffic, bicycle, and pedestrian safety Traffic Enforcement, educational programs, DUI/Driver's License checkpoints and DUI saturation patrols, distracted driver enforcement, and other specialized enforcement programs funded by the California Office of Traffic Safety
- Major Accident Investigation Team (MAIT) program
- Hit and Run Investigation/Traffic Collision review and citation
- Parking Enforcement program
- Promote traffic law compliance by developing innovative traffic enforcement programs
- Assist with the "Every 15 Minutes" program and other school-aged youth education programs
- Traffic collision documentation responsibilities and classroom investigation instruction
- School Crossing Guard Program

Program 2015 – Crime Prevention and Outreach

This program is responsible for the majority of Police Department public awareness, assistance, and community outreach activities. Major program responsibilities include: Community programs, Open House, National Night Out, Red Ribbon Week, Community Police Academy, Volunteer Recognition Luncheon, Stuff-a-Cruiser, Santa Cop Toy Drive/Distribution, "Every 15 Minutes" Program, Neighborhood Watch, Neighborhood Watch Leadership Training, Read Across America Program, Cops-4-Kids, Gang/Drug prevention, Abduction prevention programs, Gunlock Program, Adult School presentations, Child ID/Fingerprint program, YEMP, RX Drug Take Back events, and crime prevention educational material distribution.

Program 2016 – Major Crimes Task Force

The Major Crimes Task Force (MCTF) is responsible for identifying, tracking and following-up on gang-related crime incidents. Working in conjunction with the Police Department's Major Crimes Unit, the MCTF conducts parole and probation checks and also assists other state law enforcement agencies with gang-related operations and investigations. Other major responsibilities include:

- Identify and compile gang-related statistics and intelligence information files
- Witness, subject and suspect interviews and statements
- Provide expert witness court testimony
- Provide officers with necessary training on current gang trends

Program 2017 – Crossing Guards

The primary responsibility of the School Crossing Guards is to assist children safely crossing busy City streets as they walk or bicycle to and from school at key locations. Crossing Guards also remind drivers of the presence of pedestrians and to slow down their speed in school zones. The Crossing Guards are deployed during the Pomona Unified School District academic school year and are currently under contract with an outside Crossing Guard vendor that specializes in these services.

Program 2018 – Homeless Outreach

The mission of the law enforcement Homeless Outreach Services Teams (HOST) is to work collaboratively with public and private partners to assist homeless individuals and address problems associated with homeless encampments. These funds are reimbursable through the Los Angeles County Sheriff's Department.

- Educate unhoused population about services available to them within the City of Pomona
- Identify and provide resources to unhoused population to ultimately assist them into long term housing
- Make contact with individuals experiencing homelessness with the intent of offering them short and long-term resources
- Stay current on new programs and resources that could assist the unhoused population
- Respond to encampments alongside different organizations to provide client centered outreach whenever feasible

Program 2020 – Investigative Services

The primary function of the Investigative Services Program is to provide investigative support in preparing criminal cases for submission to the District Attorney's Office. Detectives assigned to this program investigate crime incidents compiling facts, and analyzing physical evidence and information essential to a successful prosecution. Other major responsibilities include:

- Investigation of Adult and Juvenile crime incidents, identification, documentation, and preservation of crime scene evidence
- Witness, subject, and suspect interviews and statements
- Development and processing of forensic evidence
- Criminal case filings
- Court testimony including expert witness testimony
- Forensics Unit
- Crime Analysis
- FBI Task Force Joint Investigations and Liaison
- Special Investigations Unit (SIU)
- Major Crimes Unit

Program 2022 – LA TRAP

The mission of the Los Angeles County Taskforce for Regional Autotheft Prevention (TRAP) is to promote a coordinated effort and encourage maximum cooperation between all law enforcement and prosecutorial agencies in Los Angeles County to deter and reduce the incidents of vehicle theft, to increase the recovery rate of stolen vehicles, to identify trends and patterns in vehicle theft, to provide training and expertise to participating agencies countywide and to coordinate a deterrence program in conjunction with the private sector.

Program 2023 – Sexual Exploitation & Traffic Team

The Sexual Exploitation & Trafficking (SET) Team is responsible for investigating incidents of Human Trafficking and Sexual Exploitation. The SET Team is designed to have a proactive approach when patrolling areas in the city which are plagued by crimes commonly associated with prostitution. The SET Team is also responsible for educating the community on issues related to Human Trafficking and Sexual Exploitation. Community Engagement is an essential component of the program's productivity and is accomplished through direct contacts with business owners and residents affected by illicit activity commonly associated with prostitution. The SET Team is also responsible for education and training as it relates to current trends and Community Policing through Environmental Design.

Program 2030 – Records & Clerical

The Records Bureau is a critical support function of the Department providing service to the community, department staff members, other law enforcement agencies, and outside authorized agencies. Additionally, the Records Bureau is responsible for the storage, maintenance, and retrieval of all crime, traffic vehicle, and arrest reports. Other major responsibilities include:

- Ensure timely processing of police reports for state and federal crime reporting
- Process discovery requests for court trials to include audio, video, and photographic evidence

- Process report requests from the public to include victims of crimes, representing attorneys, and property owners
- Process background checks for local, state, and federal government agencies
- Accept and process subpoenas to produce records in civil and criminal court cases
- Provision of Court Liaison and Subpoena Services

Program 2031 – Jail Services

The Police Department City Jail is a Type-1 facility for pre-arraigned individuals. The facility can hold a maximum of 75 prisoners. Jail personnel are responsible for bookings, bail bond surrenders, temporary detention of federal prisoners, and sentenced inmate trustee workers. Major responsibilities include:

- Prisoner processing including fingerprinting, photographs, criminal wants and warrants, and criminal justice database searches
- Prisoner housing and transportation
- Pay-to-Stay Programs
- Livescan Fingerprinting services
- Issuing and receiving in-field equipment/officer supplies for Patrol Officers on a 24-hour basis
- Provide monthly facility inspections to identify and correct noted deficiencies to ensure compliance with State and Federal laws, regulations, and procedures governing the care and transportation of custodial prisoners in jails and institutions

Program 2032 – Dispatch Services

Dispatch Services is the primary answering point for the City's 9-1-1 emergency telephone calls. It is a 24-hour, seven-day a week operation that facilitates the delivery of emergency services to the residents of Pomona. Major responsibilities include:

- Provide critical voice and data communication for public safety field personnel

- Receive and dispatch for 9-1-1 and other calls for police or public safety services including wireless emergency 9-1-1 calls for service and Text-to-9-1-1
- Provide after-hours notification and dispatch assistance for other City Departments including Traffic Signal Maintenance, Street/Sewer, Water Department, Sanitation Department, and Parks
- Maintain unit status and coordinate calls for service in an efficient manner that results in the least amount of delay in responding to emergency incidents

Program 2033 – Property & Evidence

This Program is charged with the responsibility of processing, securing, tracking, storing, and controlling the movement and inventory of all property and evidence collected, seized, recovered or otherwise in the custody of this department. The Property & Evidence unit exists to receive, safely store, lawfully and timely release evidence and property for court presentation, disposal, or return to the rightful owner. This unit is also responsible for ensuring evidence is transported to and from the Los Angeles County Crime Lab and the destruction of confiscated deadly/dangerous weapons and contraband.

Other major responsibilities include:

- Track and control the movement and inventory of all property and evidence controlled, seized, recovered, or otherwise in the custody of the Police Department
- Receive, safely store, lawfully and timely release evidence and property for court presentation, disposal, or return to the rightful owner
- Prepare and process crime lab items to and from the lab; forward lab analysis reports to the appropriate departments
- Maintain court evidence chain of custody, as well as proper controls and procedures for the handling and processing of property and evidence
- Maintain, enter, and retrieve property data into the EvidenceOnQ evidence management system
- Prepare unclaimed property and articles for auction, including inventory of items auctioned
- Prepare destruction of seized firearms and illegal narcotics

Program 2040 – Volunteer Programs

Volunteer Programs consist of civilians who volunteer their time to participate in the following Police Department Volunteer Units: Chaplains, Civilian Volunteer Patrol (C.V.P.), Police Reserves, Explorers, and Volunteers In Policing (V.I.P.) programs. These Volunteer Units assist the Police Department in a variety of assignments including conducting patrol and surveillance in assigned areas, report unusual and/or criminal activity, monitor City Parks, assist with accident scene traffic control, review pawn slips for stolen property, and provide added support for Police special events. The Chaplains' Program also provides spiritual support to the community and to Police Department personnel as needed.

Program 2058 – Communications Support

The Communications Support Program oversees the design, installation, maintenance, and repairs to the Police Department's radio system, telephone, and data communications equipment. Also, this program maintains fire and burglar alarm systems and electronic devices for all other City departments. Other major responsibilities include:

- Ensure all City radio licenses are properly maintained and in compliance with all applicable State and Federal regulations
- Oversee the outfitting, service, and repairs of all Police Department fleet vehicles
- Maintenance of all in-car equipment systems such as Mobile Video Systems (MVS), Mobile Data Computers (MDCs), Body Worn Cameras (BWCs), and other radio-related wireless equipment

CITY OF POMONA

Revenue / Expenditure Report - 3 Year History

101	General Fund	2021-2022	2022-2023	2023-2024	2023-2024	%	2023-2024	%	2024-2025	%
		ACTUALS	ACTUALS	BUDGET	ACTUALS THRU 03/31/2024	ACTUALS/ BUDGET	YEAR-END ESTIMATE	YR END/ BUDGET	BUDGET	BUDGET CHANGE
		-----	-----	-----	-----	-----	-----	-----	-----	-----
2000	All Police									
40231	Municipal Court Fines	10,703.05	86,677.53	17,000	37,164.49	219%	50,000	294%	17,000	0%
40237	Parking Violations	591,043.86	1,009,051.53	639,600	601,916.85	94%	639,600	100%	639,600	0%
40238	Parking Viol Late Fines	397,645.48	92,418.28	533,000	14,155.88	3%	50,000	9%	50,000	91-%
40280	Traffic Safety Fines	5,330.00	6,928.76	14,924	4,593.80	31%	10,000	67%	14,924	0%
	All Fines	1,004,722.39	1,195,076.10	1,204,524	657,831.02	0%	749,600	79%	721,524	40-%
40171	Police Training Fees (POST)	35,894.44	15,732.00	77,000	12,639.60	16%	30,000	39%	110,000	43%
40640	Prisoner Housing Pgm	231.71	0.00	0	2,994.75	0%	3,000	0%	0	0%
	All Other Intergovernmental	36,126.15	15,732.00	77,000	15,634.35	0%	33,000	79%	110,000	43 %
40297	CCW License Fee	0.00	11,435.55	30,000	16,905.14	56%	20,000	67%	20,000	33-%
	All Licenses	0.00	11,435.55	30,000	16,905.14	0%	20,000	79%	20,000	33-%
40282	Alarm Permit Fees	46,704.00	7,590.00	50,000	926.45	2%	2,000	4%	5,000	90-%
	All Permits	46,704.00	7,590.00	50,000	926.45	0%	2,000	79%	5,000	90-%
40690	Administrative Program Fee	0.00	0.00	0	0.00	0%	75,000	0%	75,000	0%
	All Fees	0.00	0.00	0	0.00	0%	75,000	79%	75,000	0 %
40424	Damage to City Property	50.00	40.00	2,000	3,838.53	192%	5,000	250%	2,000	0%
40842	Ins Recovery	1,858.97	1,588.09	13,000	20,284.20	156%	25,000	192%	13,000	0%
40910	Project/Program Revenue	17,999.55	36,336.99	30,000	37,721.00	126%	0	0%	0	0%
40925	Release of Pol Held Funds	2,710.26	0.00	15,000	0.00	0%	15,000	100%	15,000	0%
42330	Restitution/Settlement	4,486.94	813.72	2,000	737.94	37%	2,000	100%	2,000	0%
	All Other Misc Revenue	27,105.72	38,778.80	62,000	62,581.67	0%	47,000	79%	32,000	48-%
40170	Police Revenues	43,993.86	58,672.20	67,660	32,419.53	48%	74,000	109%	57,660	15-%
40174	Firing Range Fees	7,406.50	3,977.80	12,153	3,547.90	29%	5,000	41%	8,000	34-%
40175	Jail Booking Fees	93,868.81	160,943.80	127,920	43,779.27	34%	50,000	39%	30,000	77-%
40177	Reimbursable Services	1,006,736.91	1,040,977.56	1,718,312	500,232.84	29%	1,597,700	93%	1,637,700	5-%
40185	DUI Cost Recovery	95,992.69	21,437.06	21,320	18,252.75	86%	25,000	117%	21,320	0%
40284	Processing Fees-Police	236,071.05	174,996.05	223,860	123,229.60	55%	223,860	100%	223,860	0%
40380	All Other Revenues	80.00	845.24	18,000	11,569.93	64%	22,000	122%	18,000	0%
40621	DPOA Services	176,400.00	161,700.00	176,400	132,300.00	75%	176,400	100%	176,400	0%
40916	Reimbursement fr Other Agency	880,253.20	717,144.93	1,239,737	522,851.53	42%	854,187	69%	849,737	31-%
	All Charges for Services	2,334,004.64	2,297,820.52	3,605,362	1,388,183.35	0%	3,028,147	79%	3,022,677	16-%
80881	Trnsf frm American Rescue Plan	897,480.00	31,919.74	0	0.00	0%	0	0%	0	0%

CITY OF POMONA

Revenue / Expenditure Report - 3 Year History

101	General Fund	2021-2022	2022-2023	2023-2024	2023-2024	%	2023-2024	%	2024-2025	%
		ACTUALS	ACTUALS	BUDGET	ACTUALS THRU 03/31/2024	ACTUALS/ BUDGET	YEAR-END ESTIMATE	YR END/ BUDGET	BUDGET	BUDGET CHANGE
	All Transfers In	897,480.00	31,919.74	0	0.00	0%	0	79%	0	0 %
80400	Sale of Capital Assets	8,650.00	3,250.00	0	0.00	0%	0	0%	0	0%
	All Other Financing Sources	8,650.00	3,250.00	0	0.00	0%	0	79%	0	0 %
	Total Revenue	4,354,792.90	3,601,602.71	5,028,886.00	2,142,061.98	0%	3,954,747	79%	3,986,201	21-%
51012	Earnings & Benefits	38,554,417.22	38,127,764.10	44,410,386	29,617,968.27	67%	42,094,700	95%	47,956,243	8%
51030	All Overtime - Non Sworn	926,057.79	910,629.59	738,297	577,297.06	78%	692,302	94%	740,297	0%
51032	Holiday - Sworn	332,242.46	382,826.90	330,001	334,210.73	101%	363,001	110%	338,501	3%
51039	Overtime-Police Sworn	3,437,893.82	4,143,471.60	1,810,789	3,493,052.86	193%	3,884,878	215%	1,916,983	6%
51040	Hourly	554,322.77	616,504.06	591,681	471,113.60	80%	703,164	119%	621,101	5%
51042	Holiday - Non Sworn	202,271.47	193,955.12	185,300	161,877.40	87%	213,948	115%	187,300	1%
51045	Fair-Fairplex	532,669.83	551,008.18	696,011	496.42	0%	696,011	100%	610,000	12-%
51046	Overtime-Special (Reimb)	364,562.88	425,965.43	761,000	363,655.23	48%	660,000	87%	656,000	14-%
51050	Fair-City	112,295.16	145,738.04	117,000	261.20	0%	117,000	100%	128,115	10%
51052	Overtime-Court	78,612.39	118,790.24	100,000	70,352.25	70%	100,000	100%	100,000	0%
51059	Retirement/Termination Payout	553,055.74	1,035,805.64	322,800	554,703.82	172%	554,779	172%	0	0%
51066	Callback Pay	17,083.15	7,678.72	6,500	4,220.42	65%	7,400	114%	7,500	15%
51071	Standby - Sworn	620,299.40	376,537.24	347,750	236,716.27	68%	336,350	97%	363,400	5%
51080	Total Buybacks	55,977.94	56,509.93	115,415	67,757.25	59%	67,759	59%	142,366	23%
	Total Staffing	46,341,762.02	47,093,184.79	50,532,930	35,953,682.78	71%	50,491,292	100%	53,767,806	6%
52060	Office Supplies	74,517.00	93,364.26	106,301	53,512.69	50%	106,301	100%	106,301	0%
52063	Postage	13,999.07	15,000.09	21,243	7,329.45	35%	14,200	67%	21,243	0%
52064	Printing & Copying	47,274.52	45,996.95	51,342	23,521.10	46%	50,550	98%	50,842	1-%
52080	Other Expense	7,212.11	21,203.65	18,650	6,979.67	37%	13,650	73%	13,650	27-%
52088	Misc Helicopter Expense	29,885.51	9,057.92	36,000	16,270.08	45%	36,000	100%	36,000	0%
52110	Other Rentals	115,882.97	113,680.55	128,014	99,377.43	78%	128,014	100%	133,291	4%
52130	Prof Development - Training	5,724.48	4,929.81	9,021	2,179.00	24%	9,020	100%	9,370	4%
52140	Dues, Subscriptions & Certs	14,482.00	13,101.45	26,259	12,431.45	47%	26,259	100%	20,300	23-%
52170	Building and Yard Repairs	204,538.64	477,025.96	350,000	128,721.38	37%	347,000	99%	185,500	47-%
52190	Community Programs	0.00	3,977.39	6,000	3,393.06	57%	6,000	100%	6,000	0%
52210	Janitorial Supplies	21,008.53	24,924.02	24,500	16,008.30	65%	24,500	100%	24,500	0%
52282	Special Programs	35,669.18	76,656.78	77,059	28,526.28	37%	77,059	100%	67,780	12-%

CITY OF POMONA

Revenue / Expenditure Report - 3 Year History

101	General Fund	2021-2022	2022-2023	2023-2024	2023-2024	%	2023-2024	%	2024-2025	%
		ACTUALS	ACTUALS	BUDGET	ACTUALS THRU 03/31/2024	ACTUALS/ BUDGET	YEAR-END ESTIMATE	YR END/ BUDGET	BUDGET	BUDGET CHANGE
52285	Controllable Contract Services	784,938.77	928,096.28	1,349,490	764,711.19	57%	1,307,080	97%	1,588,168	18%
52330	Radio Repairs	12,107.01	10,830.70	12,112	3,296.47	27%	12,112	100%	12,112	0%
52354	Prisoner Meals	22,600.06	24,338.50	51,850	14,877.70	29%	40,000	77%	51,850	0%
52381	Equipment Maint/Repair	29,275.72	13,199.68	24,200	3,907.60	16%	22,700	94%	39,200	62%
52385	Towing Non-City Veh	2,235.00	1,111.00	3,000	0.00	0%	3,000	100%	3,000	0%
52402	Small Tools & Equipment	91,383.42	254,517.92	236,799	56,305.81	24%	230,813	97%	71,092	70-%
52403	Computer Related Acquisitions	86,283.19	431,894.40	77,283	53,008.19	69%	77,283	100%	71,400	8-%
52415	Helicopter Maintenance	60,301.63	55,950.00	102,700	70,891.77	69%	102,700	100%	77,700	24-%
52425	Vehicle Expense-Outside Vendor	178,220.69	198,144.28	317,000	214,818.65	68%	311,000	98%	170,000	46-%
52430	Other Supplies/Materials	10,714.57	4,417.77	11,475	1,046.46	9%	11,475	100%	11,475	0%
52431	Supplies-Officers	52,240.04	82,188.82	208,100	34,592.23	17%	208,100	100%	60,100	71-%
52440	Range Expense	20,203.82	122,932.10	117,000	110,628.19	95%	117,000	100%	117,000	0%
52450	Small Equip-Special/Safety	75.00	0.00	8,400	182.00	2%	1,000	12%	8,400	0%
52458	POST Training	70,835.78	108,996.66	87,000	72,281.81	83%	77,000	89%	110,000	26%
52460	In-Service Training	85,815.87	108,789.88	155,000	113,287.44	73%	160,000	103%	155,000	0%
52462	Other Training	0.00	0.00	0	0.00	0%	8,500	0%	0	0%
52470	Extradition Expense	0.00	3,353.93	17,250	7,707.82	45%	17,250	100%	10,000	42-%
52480	Fire Alarm Ex & Repair	663.54	183.22	1,847	16.53	1%	1,847	100%	1,847	0%
52540	Fingerprint Expense	2,143.00	10,132.00	9,000	4,511.00	50%	19,000	211%	19,000	111%
52541	Physical/Mental Exams	6,320.00	7,760.00	14,500	3,300.00	23%	14,500	100%	18,500	28%
52545	Recruitment Testing	2,902.27	2,226.03	2,000	1,362.82	68%	2,000	100%	2,000	0%
52581	Office Equip Maint/Repair	8,194.77	9,244.53	10,000	4,684.61	47%	10,000	100%	10,000	0%
52650	Canine Program	26,035.79	19,649.04	20,000	16,615.88	83%	20,000	100%	20,000	0%
52670	Photographic Expense	0.00	0.00	3,000	0.00	0%	3,000	100%	0	0%
52675	Uniform Related Expense	95,887.86	98,157.67	228,500	60,675.82	27%	228,500	100%	66,000	71-%
52740	Bed Linen & Supplies	12,018.06	5,181.02	18,200	14,908.34	82%	21,200	116%	18,200	0%
52800	Equipment Rental	0.00	427.25	550	180.32	33%	550	100%	550	0%
52902	Safety Training & Equip	384.95	981.36	1,450	335.02	23%	1,450	100%	450	69-%
52938	Contract - Bldg Automation	4,834.00	4,834.00	4,834	4,834.00	100%	4,834	100%	4,834	0%
59002	Prior Year Expend Correction	0.00	0.00	0	6,408.00	0%	0	0%	0	0%
	Total Controllable Exp	2,236,808.82	3,406,456.87	3,946,929	2,037,625.56	52%	3,872,447	98%	3,392,655	14-%
52150	Data Communications Lines	24,982.27	12,330.38	22,700	9,385.25	41%	22,700	100%	22,700	0%
52160	Pub, Print Ord/Res/Legals	357.10	1,021.00	1,300	689.85	53%	2,800	215%	2,800	115%

CITY OF POMONA

Revenue / Expenditure Report - 3 Year History

101	General Fund	2021-2022	2022-2023	2023-2024	2023-2024	%	2023-2024	%	2024-2025	%
		ACTUALS	ACTUALS	BUDGET	ACTUALS THRU 03/31/2024	ACTUALS/ BUDGET	YEAR-END ESTIMATE	YR END/ BUDGET	BUDGET	BUDGET CHANGE
52205	Jail Booking Fees	0.00	0.00	1,000	0.00	0%	1,000	100%	1,000	0%
52298	Hazardous Matls Compliance	0.00	0.00	300	0.00	0%	300	100%	0	0%
52299	Regulatory Compliance	1,564.24	1,547.68	3,000	1,330.52	44%	3,000	100%	3,000	0%
52360	Medical Services	71,837.90	150,885.98	140,000	63,316.23	45%	140,000	100%	140,000	0%
52361	Coroners Fees	0.00	0.00	4,000	0.00	0%	4,000	100%	4,000	0%
52370	Fuel Expense	25,963.53	36,010.12	32,000	18,403.31	58%	32,000	100%	46,000	44%
52461	Tuition Reimbursement	6,558.94	4,087.43	17,500	1,066.57	6%	17,500	100%	10,000	43-%
52572	Lease Equipment-Citywide	211,068.11	0.00	0	0.00	0%	0	0%	0	0%
52588	Automation-Maintenance	363,861.47	254,390.38	378,686	293,403.02	77%	378,686	100%	339,500	10-%
58920	Uncollectible Accounts	0.00	1,628.24	0	0.00	0%	0	0%	0	0%
	Total Required Exp	706,193.56	461,901.21	600,486	387,594.75	65%	601,986	100%	569,000	5-%
52070	Gas & Electricity	241,391.90	246,477.45	325,744	177,409.45	54%	325,744	100%	325,744	0%
52071	Water	23,837.13	22,666.05	39,200	18,002.33	46%	39,200	100%	39,200	0%
52121	Telephone Service Expense	38,424.00	33,082.33	58,944	26,391.97	45%	58,944	100%	0	0%
52123	Desk Phone Expense	13,650.49	21,913.68	18,233	7,882.70	43%	18,233	100%	0	0%
52126	Tel Moves/Changes/Equip	0.00	0.00	700	0.00	0%	700	100%	0	0%
52128	Cellular Phones	37,773.12	37,674.52	138,000	83,385.61	60%	138,000	100%	0	0%
52151	Air Cards	36,378.92	43,094.28	40,500	40,334.23	100%	40,500	100%	0	0%
	Total Utilities	391,455.56	404,908.31	621,321	353,406.29	57%	621,321	100%	364,944	41-%
52185	Info Systems Allocation	593,563.60	616,857.00	854,734	641,050.47	75%	854,734	100%	1,512,926	77%
52235	Claims Exp - Liab	1,453,707.00	1,648,801.00	1,895,846	1,421,884.44	75%	1,895,846	100%	1,902,076	0%
52245	Liab Admin Alloc	1,423,700.65	1,712,487.00	1,998,015	1,498,511.25	75%	1,998,015	100%	2,397,649	20%
52246	Unempl Admin Alloc	3,782.72	4,374.00	4,437	3,327.75	75%	4,437	100%	4,603	4%
52247	WC Admin Alloc	401,383.19	525,587.00	618,840	464,130.00	75%	618,840	100%	598,236	3-%
52420	Fleet Operation	1,398,347.00	1,593,934.00	1,896,412	1,422,308.97	75%	1,896,412	100%	2,283,903	20%
53921	POB Allocation	4,726,030.00	10,917,373.00	10,773,853	8,080,389.81	75%	10,773,853	100%	10,433,241	3-%
	Total Alloc Costs & Self Ins	10,000,514.16	17,019,413.00	18,042,137	13,531,602.69	75%	18,042,137	100%	19,132,634	6%
66107	Building Improvements	0.00	72,151.46	31,545	3,544.55	11%	31,545	100%	0	0%
66180	Furniture & Equipment	0.00	2,300.00	0	0.00	0%	0	0%	0	0%
66182	Automobiles & Trucks	317,137.19	200,782.98	2,094,356	608,291.46	29%	664,963	32%	0	0%

CITY OF POMONA

Revenue / Expenditure Report - 3 Year History

101	General Fund	2021-2022 ACTUALS	2022-2023 ACTUALS	2023-2024 BUDGET	2023-2024 ACTUALS THRU 03/31/2024	% ACTUALS/ BUDGET	2023-2024 YEAR-END ESTIMATE	% YR END/ BUDGET	2024-2025 BUDGET	% BUDGET CHANGE
66189	Other Equipment	10,500.00	842,165.71	0	45,825.00	0%	0	0%	152,000	0%
66193	Automation Acquisitions	67,548.38	29,824.06	29,825	5,000.00	17%	5,000	17%	180,000	504%
	Total Capital	395,185.57	1,147,224.21	2,155,726	662,661.01	31%	701,508	33%	332,000	85%
89920	Transfer To Fleet Repl	289,029.00	0.00	0	0.00	0%	0	0%	0	0%
89921	Transfer To Equip Repl	0.00	197,047.37	0	0.00	0%	0	0%	0	0%
89930	Transfers To Other Funds	201,632.00	292,006.62	0	0.00	0%	0	0%	0	0%
89988	Transfer to Pension Oblig Bond	2,759,383.44	2,755,082.64	2,760,738	1,380,368.88	50%	2,760,738	100%	2,752,596	0%
	Total Transfer Out	3,250,044.44	3,244,136.63	2,760,738	1,380,368.88	50%	2,760,738	100%	2,752,596	0%
Total Expense:		63,321,964.13	72,777,225.02	78,660,267	54,306,941.96	69 %	77,091,429	98 %	80,311,635	2%
Net: All Police		58,967,171.23-	69,175,622.31-	73,631,381-	52,164,879.98-		73,136,682-		76,325,434-	

Line Item Details by Division

CITY OF POMONA

Revenue / Expenditure Report - 3 Year History

101	General Fund	2021-2022 ACTUALS	2022-2023 ACTUALS	2023-2024 BUDGET	2023-2024 ACTUALS THRU 03/31/2024	% ACTUALS/ BUDGET	2023-2024 YEAR-END ESTIMATE	% YR END/ BUDGET	2024-2025 BUDGET	% BUDGET CHANGE
2001	Jail Telephone/Inmate Welfare									
40910	Project/Program Revenue	17,999.55	36,336.99	30,000	37,721.00	126%	0	0%	0	0%
	All Other Misc Revenue	17,999.55	36,336.99	30,000	37,721.00	0%	0	0%	0	0%
	Total Revenue	17,999.55	36,336.99	30,000.00	37,721.00	0%	0	0%	0	0%
52080	Other Expense	407.26	5,160.97	5,000	4,486.67	90%	0	0%	0	0%
52170	Building and Yard Repairs	3,080.25	0.00	3,000	1,919.84	64%	0	0%	0	0%
52402	Small Tools & Equipment	455.18	0.00	6,000	5,912.44	99%	0	0%	0	0%
52425	Vehicle Expense-Outside Vendor	0.00	551.25	6,000	0.00	0%	0	0%	0	0%
	Total Controllable Exp	3,942.69	5,712.22	20,000	12,318.95	62%	0	0%	0	0%
66182	Automobiles & Trucks	26,571.67	0.00	51,461	0.00	0%	0	0%	0	0%
66189	Other Equipment	0.00	5,381.89	0	0.00	0%	0	0%	0	0%
	Total Capital	26,571.67	5,381.89	51,461	0.00	0%	0	0%	0	0%
	Total Expense:	30,514.36	11,094.11	71,461	12,318.95	17%	0	0%	0	0%
	Net: Jail Telephone/Inmate	12,514.81-	25,242.88	41,461-	25,402.05		0		0	

CITY OF POMONA

Revenue / Expenditure Report - 3 Year History

101	General Fund	2021-2022 ACTUALS	2022-2023 ACTUALS	2023-2024 BUDGET	2023-2024 ACTUALS THRU 03/31/2024	% ACTUALS/ BUDGET	2023-2024 YEAR-END ESTIMATE	% YR END/ BUDGET	2024-2025 BUDGET	% BUDGET CHANGE
2002	Reimbursed Contract Services									
40177	Reimbursable Services	962,833.60	983,625.08	1,555,312	476,551.66	31%	1,399,700	90%	1,399,700	10-%
	All Charges for Services	962,833.60	983,625.08	1,555,312	476,551.66	0%	1,399,700	90%	1,399,700	10-%
	Total Revenue	962,833.60	983,625.08	1,555,312.00	476,551.66	0%	1,399,700	90%	1,399,700	10-%
51012	Earnings & Benefits	0.00	0.00	17,792	0.00	0%	0	0%	17,953	1%
51030	All Overtime - Non Sworn	0.00	0.00	0	112.00	0%	0	0%	0	0%
51039	Overtime-Police Sworn	263.35	9.56	0	1.15	0%	0	0%	0	0%
51045	Fair-Fairplex	532,669.83	551,008.18	696,011	496.42	0%	696,011	100%	610,000	12-%
51046	Overtime-Special (Reimb)	328,756.39	395,921.26	500,000	348,144.33	70%	400,000	80%	500,000	0%
51050	Fair-City	112,295.16	145,738.04	117,000	261.20	0%	117,000	100%	128,115	10%
	Total Staffing	973,984.73	1,092,677.04	1,330,803	349,015.10	26%	1,213,011	91%	1,256,068	6-%
	Total Expense:	973,984.73	1,092,677.04	1,330,803	349,015.10	26 %	1,213,011	91 %	1,256,068	6-%
	Net: Reimbursed Contract	11,151.13-	109,051.96-	224,509	127,536.56		186,689		143,632	

CITY OF POMONA

Revenue / Expenditure Report - 3 Year History

101	General Fund	2021-2022	2022-2023	2023-2024	2023-2024	%	2023-2024	%	2024-2025	%
		ACTUALS	ACTUALS	BUDGET	ACTUALS THRU 03/31/2024	ACTUALS/ BUDGET	YEAR-END ESTIMATE	YR END/ BUDGET	BUDGET	BUDGET CHANGE
		-----	-----	-----	-----	-----	-----	-----	-----	-----
2003	Police Business Services									
40297	CCW License Fee	0.00	11,435.55	30,000	16,905.14	56%	20,000	67%	20,000	33-%
	All Licenses	0.00	11,435.55	30,000	16,905.14	0%	20,000	114%	20,000	33-%
40424	Damage to City Property	50.00	40.00	2,000	3,838.53	192%	5,000	250%	2,000	0%
40842	Ins Recovery	1,858.97	1,588.09	13,000	20,284.20	156%	25,000	192%	13,000	0%
42330	Restitution/Settlement	4,486.94	813.72	2,000	737.94	37%	2,000	100%	2,000	0%
	All Other Misc Revenue	6,395.91	2,441.81	17,000	24,860.67	0%	32,000	114%	17,000	0%
40380	All Other Revenues	80.00	845.24	18,000	11,569.93	64%	22,000	122%	18,000	0%
	All Charges for Services	80.00	845.24	18,000	11,569.93	0%	22,000	114%	18,000	0%
80881	Trnsf frm American Rescue Plan	30,000.00	31,919.74	0	0.00	0%	0	0%	0	0%
	All Transfers In	30,000.00	31,919.74	0	0.00	0%	0	114%	0	0%
80400	Sale of Capital Assets	3,250.00	0.00	0	0.00	0%	0	0%	0	0%
	All Other Financing Sources	3,250.00	0.00	0	0.00	0%	0	114%	0	0%
	Total Revenue	39,725.91	46,642.34	65,000.00	53,335.74	0%	74,000	114%	55,000	15-%
51012	Earnings & Benefits	760,695.55	807,784.63	1,054,509	754,353.36	72%	1,217,549	115%	1,036,103	2-%
51030	All Overtime - Non Sworn	1,672.86	21.89	410	243.55	59%	410	100%	410	0%
51059	Retirement/Termination Payout	9,430.40	51,347.29	21,100	21,099.62	100%	21,100	100%	0	0%
51080	Total Buybacks	5,376.92	5,931.69	10,445	6,665.54	64%	6,666	64%	10,445	0%
	Total Staffing	777,175.73	865,085.50	1,086,464	782,362.07	72%	1,245,725	115%	1,046,958	4-%
52060	Office Supplies	71,913.81	91,182.64	93,200	47,222.78	51%	93,200	100%	93,200	0%
52063	Postage	13,999.07	15,000.09	17,043	7,329.45	43%	10,000	59%	17,043	0%
52064	Printing & Copying	41,259.88	37,841.48	45,000	23,250.82	52%	45,000	100%	45,000	0%
52110	Other Rentals	57,540.10	54,738.69	56,241	41,970.87	75%	56,241	100%	57,929	3%
52130	Prof Development - Training	4,119.48	4,498.04	6,021	60.00	1%	6,020	100%	6,370	6%
52140	Dues, Subscriptions & Certs	14,482.00	13,101.45	25,000	11,472.65	46%	25,000	100%	20,000	20-%
52170	Building and Yard Repairs	196,282.91	371,560.53	157,000	87,932.79	56%	157,000	100%	175,000	11%
52210	Janitorial Supplies	18,365.04	21,151.34	21,200	14,359.07	68%	21,200	100%	21,200	0%
52282	Special Programs	0.00	4,953.45	7,000	2,343.64	33%	7,000	100%	0	0%
52285	Controllable Contract Services	200,617.86	118,980.87	303,000	91,510.63	30%	273,000	90%	282,250	7-%

CITY OF POMONA

Revenue / Expenditure Report - 3 Year History

101	General Fund	2021-2022	2022-2023	2023-2024	2023-2024	%	2023-2024	%	2024-2025	%
		ACTUALS	ACTUALS	BUDGET	ACTUALS THRU 03/31/2024	ACTUALS/ BUDGET	YEAR-END ESTIMATE	YR END/ BUDGET	BUDGET	BUDGET CHANGE
52381	Equipment Maint/Repair	25,151.11	11,892.21	19,500	3,223.88	17%	19,500	100%	19,500	0%
52402	Small Tools & Equipment	37,836.28	49,073.78	46,000	18,927.60	41%	46,000	100%	8,000	83-%
52403	Computer Related Acquisitions	72,091.34	397,286.26	62,269	51,615.07	83%	62,269	100%	60,000	4-%
52425	Vehicle Expense-Outside Vendor	178,220.69	197,593.03	311,000	214,818.65	69%	311,000	100%	170,000	45-%
52430	Other Supplies/Materials	144.00	189.61	250	33.75	14%	250	100%	250	0%
52431	Supplies-Officers	49,838.91	80,487.81	103,000	33,106.58	32%	103,000	100%	55,000	47-%
52540	Fingerprint Expense	0.00	0.00	0	0.00	0%	10,000	0%	10,000	0%
52581	Office Equip Maint/Repair	8,194.77	9,244.53	10,000	4,684.61	47%	10,000	100%	10,000	0%
52675	Uniform Related Expense	95,887.86	98,157.67	228,500	60,675.82	27%	228,500	100%	66,000	71-%
52902	Safety Training & Equip	384.95	981.36	1,450	335.02	23%	1,450	100%	450	69-%
52938	Contract - Bldg Automation	4,834.00	4,834.00	4,834	4,834.00	100%	4,834	100%	4,834	0%
	Total Controllable Exp	1,091,164.06	1,582,748.84	1,517,508	719,707.68	47%	1,490,464	98%	1,122,026	26-%
52150	Data Communications Lines	24,982.27	12,330.38	22,700	9,385.25	41%	22,700	100%	22,700	0%
52160	Pub, Print Ord/Res/Legals	357.10	1,021.00	1,300	689.85	53%	2,800	215%	2,800	115%
52299	Regulatory Compliance	1,564.24	1,547.68	3,000	1,330.52	44%	3,000	100%	3,000	0%
52370	Fuel Expense	4,420.84	0.00	1,000	53.96	5%	1,000	100%	0	0%
52588	Automation-Maintenance	0.00	0.00	7,000	3,823.00	55%	7,000	100%	7,000	0%
	Total Required Exp	31,324.45	14,899.06	35,000	15,282.58	44%	36,500	104%	35,500	1%
52070	Gas & Electricity	241,391.90	246,477.45	313,600	177,409.45	57%	313,600	100%	313,600	0%
52071	Water	23,837.13	22,666.05	39,200	18,002.33	46%	39,200	100%	39,200	0%
52121	Telephone Service Expense	26,292.75	22,286.77	42,993	18,184.95	42%	42,993	100%	0	0%
52123	Desk Phone Expense	10,580.78	17,154.37	14,005	6,110.03	44%	14,005	100%	0	0%
52126	Tel Moves/Changes/Equip	0.00	0.00	700	0.00	0%	700	100%	0	0%
52128	Cellular Phones	37,773.12	37,674.52	138,000	83,385.61	60%	138,000	100%	0	0%
52151	Air Cards	36,378.92	43,094.28	40,500	40,334.23	100%	40,500	100%	0	0%
	Total Utilities	376,254.60	389,353.44	588,998	343,426.60	58%	588,998	100%	352,800	40-%
52185	Info Systems Allocation	593,563.60	616,857.00	854,734	641,050.47	75%	854,734	100%	1,496,432	75%
52235	Claims Exp - Liab	1,453,707.00	1,644,085.00	1,843,030	1,382,272.47	75%	1,843,030	100%	1,649,011	11-%
52245	Liab Admin Alloc	1,423,700.65	1,712,487.00	1,998,015	1,498,511.25	75%	1,998,015	100%	2,397,649	20%
52246	Unempl Admin Alloc	3,782.72	4,374.00	4,437	3,327.75	75%	4,437	100%	4,603	4%

CITY OF POMONA

Revenue / Expenditure Report - 3 Year History

101	General Fund	2021-2022 ACTUALS	2022-2023 ACTUALS	2023-2024 BUDGET	2023-2024 ACTUALS THRU 03/31/2024	% ACTUALS/ BUDGET	2023-2024 YEAR-END ESTIMATE	% YR END/ BUDGET	2024-2025 BUDGET	% BUDGET CHANGE
52247	WC Admin Alloc	401,383.19	525,587.00	618,840	464,130.00	75%	618,840	100%	598,236	3-%
52420	Fleet Operation	1,398,347.00	1,593,934.00	1,896,412	1,422,308.97	75%	1,896,412	100%	2,283,903	20%
53921	POB Allocation	74,379.00	191,800.00	102,695	77,021.28	75%	102,695	100%	95,710	7-%
	Total Alloc Costs & Self Ins	5,348,863.16	6,289,124.00	7,318,163	5,488,622.19	75%	7,318,163	100%	8,525,544	16%
66107	Building Improvements	0.00	58,441.16	3,545	3,544.55	100%	3,545	100%	0	0%
66180	Furniture & Equipment	0.00	2,300.00	0	0.00	0%	0	0%	0	0%
66182	Automobiles & Trucks	290,565.52	131,049.85	309,731	0.00	0%	0	0%	0	0%
66189	Other Equipment	0.00	579,394.01	0	0.00	0%	0	0%	0	0%
66193	Automation Acquisitions	67,548.38	29,824.06	29,825	5,000.00	17%	5,000	17%	180,000	504%
	Total Capital	358,113.90	801,009.08	343,101	8,544.55	2%	8,545	2%	180,000	48-%
89988	Transfer to Pension Oblig Bond	2,759,383.44	2,755,082.64	2,760,738	1,380,368.88	50%	2,760,738	100%	2,752,596	0%
	Total Transfer Out	2,759,383.44	2,755,082.64	2,760,738	1,380,368.88	50%	2,760,738	100%	2,752,596	0%
Total Expense:		10,742,279.34	12,697,302.56	13,649,972	8,738,314.55	64 %	13,449,133	99 %	14,015,424	3%
Net: Police Business Services		10,702,553.43-	12,650,660.22-	13,584,972-	8,684,978.81-		13,375,133-		13,960,424-	

CITY OF POMONA

Revenue / Expenditure Report - 3 Year History

101	General Fund	2021-2022	2022-2023	2023-2024	2023-2024	%	2023-2024	%	2024-2025	%
		ACTUALS	ACTUALS	BUDGET	ACTUALS THRU 03/31/2024	ACTUALS/ BUDGET	YEAR-END ESTIMATE	YR END/ BUDGET	BUDGET	BUDGET CHANGE
		-----	-----	-----	-----	-----	-----	-----	-----	-----
2004	Training Bureau (AdmSvc)									
40171	Police Training Fees (POST)	35,894.44	15,732.00	77,000	12,639.60	16%	30,000	39%	110,000	43%
	All Other Intergovernmental	35,894.44	15,732.00	77,000	12,639.60	0%	30,000	22%	110,000	43 %
40282	Alarm Permit Fees	46,704.00	7,590.00	50,000	926.45	2%	2,000	4%	5,000	90-%
	All Permits	46,704.00	7,590.00	50,000	926.45	0%	2,000	22%	5,000	90-%
40170	Police Revenues	0.00	0.00	0	307.50	0%	1,000	0%	0	0%
40174	Firing Range Fees	7,406.50	3,977.80	12,153	3,547.90	29%	5,000	41%	8,000	34-%
40177	Reimbursable Services	29,727.32	10,104.06	97,000	7,923.55	8%	15,000	15%	20,000	79-%
	All Charges for Services	22,320.82	14,081.86	109,153	11,163.95	0%	21,000	22%	28,000	74-%
80881	Trnsf frm American Rescue Plan	33,000.00	0.00	0	0.00	0%	0	0%	0	0%
	All Transfers In	33,000.00	0.00	0	0.00	0%	0	22%	0	0 %
	Total Revenue	137,919.26	37,403.86	236,153.00	24,730.00	0%	53,000	22%	143,000	39-%
51012	Earnings & Benefits	893,786.44	870,998.08	1,163,671	678,970.76	58%	1,005,454	86%	855,027	27-%
51030	All Overtime - Non Sworn	34,370.90	54,444.84	33,250	51,627.03	155%	55,000	165%	33,250	0%
51039	Overtime-Police Sworn	265,704.38	338,400.28	117,839	278,217.36	236%	280,000	238%	129,033	9%
51040	Hourly	84,571.24	102,949.65	37,897	68,084.17	180%	80,000	211%	39,394	4%
51059	Retirement/Termination Payout	0.00	37,550.59	0	940.44	0%	1,000	0%	0	0%
	Total Staffing	1,278,432.96	1,404,343.44	1,352,657	1,077,839.76	80%	1,421,454	105%	1,056,704	22-%
52080	Other Expense	443.61	7,501.23	1,700	0.00	0%	1,700	100%	1,700	0%
52170	Building and Yard Repairs	5,021.06	0.00	5,500	524.21	10%	5,500	100%	5,500	0%
52282	Special Programs	200.00	666.78	6,000	0.00	0%	6,000	100%	6,000	0%
52285	Controllable Contract Services	15,000.00	50,765.37	47,300	15,409.52	33%	40,300	85%	45,500	4-%
52381	Equipment Maint/Repair	0.00	85.98	300	0.00	0%	300	100%	300	0%
52402	Small Tools & Equipment	4,336.80	6,160.85	3,400	419.15	12%	3,400	100%	3,400	0%
52403	Computer Related Acquisitions	1,212.29	0.00	3,100	28.05	1%	3,100	100%	0	0%
52440	Range Expense	20,203.82	122,932.10	117,000	110,628.19	95%	117,000	100%	117,000	0%
52458	POST Training	70,835.78	108,996.66	87,000	72,281.81	83%	77,000	89%	110,000	26%
52460	In-Service Training	85,815.87	108,789.88	155,000	113,287.44	73%	160,000	103%	155,000	0%
52541	Physical/Mental Exams	4,560.00	6,800.00	11,000	3,300.00	30%	11,000	100%	15,000	36%
52545	Recruitment Testing	2,902.27	2,226.03	2,000	1,362.82	68%	2,000	100%	2,000	0%

CITY OF POMONA

Revenue / Expenditure Report - 3 Year History

101	General Fund	2021-2022 ACTUALS	2022-2023 ACTUALS	2023-2024 BUDGET	2023-2024 ACTUALS THRU 03/31/2024	% ACTUALS/ BUDGET	2023-2024 YEAR-END ESTIMATE	% YR END/ BUDGET	2024-2025 BUDGET	% BUDGET CHANGE
	Total Controllable Exp	210,531.50	414,924.88	439,300	317,241.19	72%	427,300	97%	461,400	5%
52070	Gas & Electricity	0.00	0.00	12,144	0.00	0%	12,144	100%	12,144	0%
	Total Utilities	0.00	0.00	12,144	0.00	0%	12,144	100%	12,144	0%
53921	POB Allocation	97,855.00	166,671.00	280,995	210,746.25	75%	280,995	100%	169,344	40-%
	Total Alloc Costs & Self Ins	97,855.00	166,671.00	280,995	210,746.25	75%	280,995	100%	169,344	40-%
Total Expense:		1,586,819.46	1,985,939.32	2,085,096	1,605,827.20	77 %	2,141,893	103 %	1,699,592	18-%
Net: Training Bureau (AdmSvc)		1,448,900.20-	1,948,535.46-	1,848,943-	1,581,097.20-		2,088,893-		1,556,592-	

CITY OF POMONA

Revenue / Expenditure Report - 3 Year History

101	General Fund	2021-2022 ACTUALS	2022-2023 ACTUALS	2023-2024 BUDGET	2023-2024 ACTUALS THRU 03/31/2024	% ACTUALS/ BUDGET	2023-2024 YEAR-END ESTIMATE	% YR END/ BUDGET	2024-2025 BUDGET	% BUDGET CHANGE
2005	Reimbursed SRO Contract Svcs All Charges for Services	0.00	0.00	0	0.00	0%	0	0%	0	0 %
	Total Revenue	0.00	0.00	0.00	0.00	0%	0	0%	0	0 %
51012	Earnings & Benefits	128,854.42	365,187.97	389,268	254,303.82	65%	388,893	100%	201,617	48-%
51032	Holiday - Sworn	0.00	3,142.02	1,500	560.94	37%	1,500	100%	5,000	233%
51039	Overtime-Police Sworn	2,734.82	34,605.83	20,000	45,461.28	227%	60,000	300%	20,000	0%
51071	Standby - Sworn	0.00	595.71	50	7.48	15%	50	100%	5,000	9,900%
	Total Staffing	131,589.24	403,531.53	410,818	300,333.52	73%	450,443	110%	231,617	44-%
53921	POB Allocation	0.00	156,550.00	110,939	83,204.28	75%	110,939	100%	53,197	52-%
	Total Alloc Costs & Self Ins	0.00	156,550.00	110,939	83,204.28	75%	110,939	100%	53,197	52-%
Total Expense:		131,589.24	560,081.53	521,757	383,537.80	74 %	561,382	108 %	284,814	45-%
Net: Reimbursed SRO Contract		131,589.24-	560,081.53-	521,757-	383,537.80-		561,382-		284,814-	

CITY OF POMONA

Revenue / Expenditure Report - 3 Year History

101	General Fund	2021-2022	2022-2023	2023-2024	2023-2024	%	2023-2024	%	2024-2025	%
		ACTUALS	ACTUALS	BUDGET	ACTUALS THRU 03/31/2024	ACTUALS/ BUDGET	YEAR-END ESTIMATE	YR END/ BUDGET	BUDGET	BUDGET CHANGE
		-----	-----	-----	-----	-----	-----	-----	-----	-----
2006	Mental Health Evaluation Team									
80881	Trnsf frm American Rescue Plan	11,668.00	0.00	0	0.00	0%	0	0%	0	0%
	All Transfers In	11,668.00	0.00	0	0.00	0%	0	0%	0	0%
	Total Revenue	11,668.00	0.00	0.00	0.00	0%	0	0%	0	0%
51012	Earnings & Benefits	883,163.58	347,904.98	607,955	430,828.32	71%	607,955	100%	707,887	16%
51032	Holiday - Sworn	4,731.61	2,222.52	2,000	722.48	36%	2,000	100%	2,000	0%
51039	Overtime-Police Sworn	302,135.86	85,147.28	136,807	122,028.67	89%	150,000	110%	86,807	37%
51059	Retirement/Termination Payout	19,721.34	0.00	0	0.00	0%	0	0%	0	0%
	Total Staffing	1,209,752.39	435,274.78	746,762	553,579.47	74%	759,955	102%	796,694	7%
52285	Controllable Contract Services	0.00	19,456.21	5,410	0.00	0%	0	0%	176,000	3,153%
52431	Supplies-Officers	496.93	0.00	2,000	0.00	0%	2,000	100%	2,000	0%
	Total Controllable Exp	496.93	19,456.21	7,410	0.00	0%	2,000	27%	178,000	2,302%
	Total Utilities	0.00	0.00	0	0.00	0%	0	0%	0	0%
53921	POB Allocation	43,645.00	238,945.00	181,075	135,806.22	75%	181,075	100%	189,068	4%
	Total Alloc Costs & Self Ins	43,645.00	238,945.00	181,075	135,806.22	75%	181,075	100%	189,068	4%
	Total Expense:	1,253,894.32	693,675.99	935,247	689,385.69	74 %	943,030	101 %	1,163,762	24%
	Net: Mental Health Evaluation	1,242,226.32-	693,675.99-	935,247-	689,385.69-		943,030-		1,163,762-	

CITY OF POMONA

Revenue / Expenditure Report - 3 Year History

101	General Fund	2021-2022	2022-2023	2023-2024	2023-2024	%	2023-2024	%	2024-2025	%
		ACTUALS	ACTUALS	BUDGET	ACTUALS THRU 03/31/2024	ACTUALS/ BUDGET	YEAR-END ESTIMATE	YR END/ BUDGET	BUDGET	BUDGET CHANGE
		-----	-----	-----	-----	-----	-----	-----	-----	-----
2007	Police Administration									
80881	Trnsf frm American Rescue Plan	33,000.00	0.00	0	0.00	0%	0	0%	0	0%
	All Transfers In	33,000.00	0.00	0	0.00	0%	0	0%	0	0%
	Total Revenue	----- 33,000.00	----- 0.00	----- 0.00	----- 0.00	----- 0%	----- 0	----- 0%	----- 0	----- 0%
51012	Earnings & Benefits	1,988,008.81	2,399,536.45	2,502,717	2,440,188.34	98%	2,502,717	100%	4,667,194	86%
51030	All Overtime - Non Sworn	2,233.08	1,075.20	2,000	216.06	11%	400	20%	2,000	0%
51032	Holiday - Sworn	0.00	14,071.96	6,000	28,602.27	477%	30,000	500%	6,000	0%
51039	Overtime-Police Sworn	31,550.71	115,174.30	6,864	147,138.86	2,144%	160,000	2,331%	6,864	0%
51059	Retirement/Termination Payout	0.00	172.62	0	142,024.58	0%	142,025	0%	0	0%
51071	Standby - Sworn	4,411.85	3,179.23	0	5,856.05	0%	8,000	0%	0	0%
51080	Total Buybacks	33,208.91	40,785.16	23,000	49,113.67	214%	49,114	214%	23,000	0%
	Total Staffing	2,059,413.36	2,573,994.92	2,540,581	2,813,139.83	111%	2,892,256	114%	4,705,058	85%
52282	Special Programs	0.00	11,559.21	7,000	1,943.20	28%	7,000	100%	5,000	29-%
52402	Small Tools & Equipment	1,737.89	3,369.47	3,800	78.88	2%	3,800	100%	1,800	53-%
52541	Physical/Mental Exams	1,760.00	960.00	3,500	0.00	0%	3,500	100%	3,500	0%
	Total Controllable Exp	3,497.89	15,888.68	14,300	2,022.08	14%	14,300	100%	10,300	28-%
53921	POB Allocation	257,143.00	425,859.00	502,919	377,189.28	75%	502,919	100%	1,031,734	105%
	Total Alloc Costs & Self Ins	257,143.00	425,859.00	502,919	377,189.28	75%	502,919	100%	1,031,734	105%
	Total Expense:	----- 2,320,054.25	----- 3,015,742.60	----- 3,057,800	----- 3,192,351.19	----- 104%	----- 3,409,475	----- 112%	----- 5,747,092	----- 88%
	Net: Police Administration	2,287,054.25-	3,015,742.60-	3,057,800-	3,192,351.19-		3,409,475-		5,747,092-	

CITY OF POMONA

Revenue / Expenditure Report - 3 Year History

101	General Fund	2021-2022	2022-2023	2023-2024	2023-2024	%	2023-2024	%	2024-2025	%
		ACTUALS	ACTUALS	BUDGET	ACTUALS THRU 03/31/2024	ACTUALS/ BUDGET	YEAR-END ESTIMATE	YR END/ BUDGET	BUDGET	BUDGET CHANGE
		-----	-----	-----	-----	-----	-----	-----	-----	-----
2008	DPOA Contract Services									
40621	DPOA Services	176,400.00	161,700.00	176,400	132,300.00	75%	176,400	100%	176,400	0%
	All Charges for Services	176,400.00	161,700.00	176,400	132,300.00	0%	176,400	100%	176,400	0%
80881	Trnsf frm American Rescue Plan	12,000.00	0.00	0	0.00	0%	0	0%	0	0%
	All Transfers In	12,000.00	0.00	0	0.00	0%	0	100%	0	0%
	Total Revenue	----- 188,400.00	----- 161,700.00	----- 176,400.00	----- 132,300.00	----- 0%	----- 176,400	----- 100%	----- 176,400	----- 0%
51012	Earnings & Benefits	360,258.68	276,617.93	493,255	229,894.29	47%	339,359	69%	374,576	24-%
51030	All Overtime - Non Sworn	729.99	0.00	0	1,090.87	0%	1,091	0%	2,000	0%
51032	Holiday - Sworn	12,349.01	7,933.35	7,000	7,791.31	111%	10,000	143%	7,000	0%
51039	Overtime-Police Sworn	55,069.81	73,160.66	41,878	39,561.75	94%	41,878	100%	41,878	0%
51059	Retirement/Termination Payout	0.00	49,789.16	0	24,692.25	0%	24,693	0%	0	0%
51071	Standby - Sworn	1,141.69	1,516.06	400	1,656.64	414%	4,000	1,000%	400	0%
	Total Staffing	429,549.18	409,017.16	542,533	304,687.11	56%	421,021	78%	425,854	22-%
53921	POB Allocation	39,151.00	102,371.00	140,796	105,597.00	75%	140,796	100%	99,186	30-%
	Total Alloc Costs & Self Ins	39,151.00	102,371.00	140,796	105,597.00	75%	140,796	100%	99,186	30-%
	Total Expense:	----- 468,700.18	----- 511,388.16	----- 683,329	----- 410,284.11	----- 60%	----- 561,817	----- 82%	----- 525,040	----- 23-%
	Net: DPOA Contract Services	280,300.18-	349,688.16-	506,929-	277,984.11-		385,417-		348,640-	

CITY OF POMONA

Revenue / Expenditure Report - 3 Year History

101	General Fund	2021-2022 ACTUALS	2022-2023 ACTUALS	2023-2024 BUDGET	2023-2024 ACTUALS THRU 03/31/2024	% ACTUALS/ BUDGET	2023-2024 YEAR-END ESTIMATE	% YR END/ BUDGET	2024-2025 BUDGET	% BUDGET CHANGE
		-----	-----	-----	-----	-----	-----	-----	-----	
2009	HEART									
	Total Staffing	0.00	0.00	0	0.00	0%	0	0%	0	0%
52285	Controllable Contract Services	0.00	0.00	0	0.00	0%	0	0%	175,000	0%
	Total Controllable Exp	0.00	0.00	0	0.00	0%	0	0%	175,000	0%
	Total Required Exp	0.00	0.00	0	0.00	0%	0	0%	0	0%
	Total Alloc Costs & Self Ins	0.00	0.00	0	0.00	0%	0	0%	0	0%
	Total Capital	0.00	0.00	0	0.00	0%	0	0%	0	0%
	Total Expense:	----- 0.00	----- 0.00	----- 0	----- 0.00	----- 0%	----- 0	----- 0%	----- 175,000	----- 0%
	Net: HEART	0.00	0.00	0	0.00		0		175,000-	

CITY OF POMONA

Revenue / Expenditure Report - 3 Year History

101	General Fund	2021-2022	2022-2023	2023-2024	2023-2024	%	2023-2024	%	2024-2025	%
		ACTUALS	ACTUALS	BUDGET	ACTUALS THRU 03/31/2024	ACTUALS/ BUDGET	YEAR-END ESTIMATE	YR END/ BUDGET	BUDGET	BUDGET CHANGE
		-----	-----	-----	-----	-----	-----	-----	-----	-----
2010	Patrol Services									
40280	Traffic Safety Fines	5,330.00	6,928.76	14,924	4,593.80	31%	10,000	67%	14,924	0%
	All Fines	5,330.00	6,928.76	14,924	4,593.80	0%	10,000	64%	14,924	0 %
40170	Police Revenues	205.25	870.28	10,660	9,842.94	92%	16,000	150%	10,660	0%
40177	Reimbursable Services	20,361.91	47,248.42	66,000	15,757.63	24%	33,000	50%	66,000	0%
40185	DUI Cost Recovery	95,992.69	21,437.06	21,320	18,252.75	86%	25,000	117%	21,320	0%
40284	Processing Fees-Police	236,071.05	174,996.05	223,860	123,229.60	55%	223,860	100%	223,860	0%
40916	Reimbursement fr Other Agency	105,620.32	37,950.00	225,000	37,950.00	17%	54,450	24%	50,000	78-%
	All Charges for Services	266,265.84	239,627.69	546,840	205,032.92	0%	352,310	64%	371,840	32-%
80881	Trnsf frm American Rescue Plan	261,062.00	0.00	0	0.00	0%	0	0%	0	0%
	All Transfers In	261,062.00	0.00	0	0.00	0%	0	64%	0	0 %
80400	Sale of Capital Assets	1,100.00	450.00	0	0.00	0%	0	0%	0	0%
	All Other Financing Sources	1,100.00	450.00	0	0.00	0%	0	64%	0	0 %
	Total Revenue	533,757.84	247,006.45	561,764.00	209,626.72	0%	362,310	64%	386,764	31-%
51012	Earnings & Benefits	16,187,372.23	15,165,866.90	16,602,613	11,380,603.52	69%	16,706,144	101%	17,442,958	5%
51030	All Overtime - Non Sworn	44,930.72	41,473.14	4,000	18,522.09	463%	30,000	750%	4,000	0%
51032	Holiday - Sworn	291,964.41	331,545.42	279,000	283,648.20	102%	290,000	104%	279,000	0%
51039	Overtime-Police Sworn	1,357,720.32	2,014,514.78	614,000	1,515,072.26	247%	1,700,000	277%	672,330	10%
51040	Hourly	0.00	299.06	0	0.00	0%	0	0%	0	0%
51042	Holiday - Non Sworn	14,506.97	15,336.90	7,000	5,368.63	77%	7,000	100%	7,000	0%
51046	Overtime-Special (Reimb)	35,806.49	29,180.11	21,000	15,510.90	74%	20,000	95%	66,000	214%
51052	Overtime-Court	78,612.39	118,790.24	100,000	70,352.25	70%	100,000	100%	100,000	0%
51059	Retirement/Termination Payout	150,028.28	660,950.61	300,000	311,524.20	104%	311,525	104%	0	0%
51066	Callback Pay	22.67	0.00	0	0.00	0%	0	0%	0	0%
51071	Standby - Sworn	107,668.46	61,770.30	55,000	19,108.42	35%	60,000	109%	65,700	19%
51080	Total Buybacks	7,087.85	637.84	37,000	2,583.77	7%	2,584	7%	37,000	0%
	Total Staffing	18,275,720.79	18,440,365.30	18,019,613	13,622,294.24	76%	19,227,253	107%	18,673,988	4%
52080	Other Expense	41.98	188.78	500	0.00	0%	500	100%	500	0%
52285	Controllable Contract Services	66,714.77	3,298.88	82,650	33,290.80	40%	82,650	100%	66,150	20-%
52381	Equipment Maint/Repair	0.00	0.00	0	0.00	0%	0	0%	15,000	0%

CITY OF POMONA

Revenue / Expenditure Report - 3 Year History

101	General Fund	2021-2022	2022-2023	2023-2024	2023-2024	%	2023-2024	%	2024-2025	%
		ACTUALS	ACTUALS	BUDGET	ACTUALS THRU 03/31/2024	ACTUALS/ BUDGET	YEAR-END ESTIMATE	YR END/ BUDGET	BUDGET	BUDGET CHANGE
52402	Small Tools & Equipment	5,574.83	97,874.21	9,200	8,060.44	88%	8,700	95%	7,700	16-%
52431	Supplies-Officers	0.00	0.00	100,000	845.65	1%	100,000	100%	0	0%
52650	Canine Program	26,035.79	19,649.04	20,000	16,615.88	83%	20,000	100%	20,000	0%
	Total Controllable Exp	98,367.37	121,010.91	212,350	58,812.77	28%	211,850	100%	109,350	49-%
52461	Tuition Reimbursement	6,558.94	3,127.43	12,500	1,066.57	9%	12,500	100%	5,000	60-%
52572	Lease Equipment-Citywide	211,068.11	0.00	0	0.00	0%	0	0%	0	0%
58920	Uncollectible Accounts	0.00	1,628.24	0	0.00	0%	0	0%	0	0%
	Total Required Exp	217,627.05	4,755.67	12,500	1,066.57	9%	12,500	100%	5,000	60-%
52235	Claims Exp - Liab	0.00	4,716.00	52,816	39,611.97	75%	52,816	100%	253,065	379%
53921	POB Allocation	2,348,475.00	5,334,363.00	4,796,500	3,597,374.97	75%	4,796,500	100%	4,434,683	8-%
	Total Alloc Costs & Self Ins	2,348,475.00	5,339,079.00	4,849,316	3,636,986.94	75%	4,849,316	100%	4,687,748	3-%
66182	Automobiles & Trucks	0.00	69,733.13	1,733,164	608,291.46	35%	664,963	38%	0	0%
66189	Other Equipment	10,500.00	257,389.81	0	45,825.00	0%	0	0%	0	0%
	Total Capital	10,500.00	327,122.94	1,733,164	654,116.46	38%	664,963	38%	0	0%
Total Expense:		20,950,690.21	24,232,333.82	24,826,943	17,973,276.98	72 %	24,965,882	101 %	23,476,086	5-%
Net: Patrol Services		20,416,932.37-	23,985,327.37-	24,265,179-	17,763,650.26-		24,603,572-		23,089,322-	

CITY OF POMONA

Revenue / Expenditure Report - 3 Year History

101	General Fund	2021-2022 ACTUALS	2022-2023 ACTUALS	2023-2024 BUDGET	2023-2024 ACTUALS THRU 03/31/2024	% ACTUALS/ BUDGET	2023-2024 YEAR-END ESTIMATE	% YR END/ BUDGET	2024-2025 BUDGET	% BUDGET CHANGE
		-----	-----	-----	-----	-----	-----	-----	-----	
2012	Aero Patrol Services									
40177	Reimbursable Services	705.92	0.00	0	0.00	0%	0	0%	0	0%
	All Charges for Services	705.92	0.00	0	0.00	0%	0	0%	0	0%
80881	Trnsf frm American Rescue Plan	6,000.00	0.00	0	0.00	0%	0	0%	0	0%
	All Transfers In	6,000.00	0.00	0	0.00	0%	0	0%	0	0%
	Total Revenue	5,294.08	0.00	0.00	0.00	0%	0	0%	0	0%
51012	Earnings & Benefits	195,465.20	207,164.74	217,406	160,697.44	74%	230,648	106%	234,284	8%
51030	All Overtime - Non Sworn	0.00	0.00	0	235.80	0%	500	0%	0	0%
51032	Holiday - Sworn	1,993.84	4,625.22	0	5,011.32	0%	7,000	0%	5,000	0%
51039	Overtime-Police Sworn	34,160.84	3,465.13	260	4,403.47	1,694%	6,000	2,308%	260	0%
51040	Hourly	87,486.07	86,256.91	82,181	66,414.68	81%	82,181	100%	91,476	11%
51046	Overtime-Special (Reimb)	0.00	864.06	15,000	0.00	0%	15,000	100%	15,000	0%
51071	Standby - Sworn	445.70	0.00	0	0.00	0%	0	0%	0	0%
	Total Staffing	319,551.65	302,376.06	314,847	236,762.71	75%	341,329	108%	346,020	10%
52088	Misc Helicopter Expense	29,885.51	9,057.92	36,000	16,270.08	45%	36,000	100%	36,000	0%
52110	Other Rentals	58,342.87	58,941.86	71,773	57,406.56	80%	71,773	100%	75,362	5%
52402	Small Tools & Equipment	1,646.48	1,250.00	2,792	368.06	13%	2,792	100%	2,792	0%
52415	Helicopter Maintenance	60,301.63	55,950.00	102,700	70,891.77	69%	102,700	100%	77,700	24-%
52462	Other Training	0.00	0.00	0	0.00	0%	8,500	0%	0	0%
	Total Controllable Exp	150,176.49	125,199.78	213,265	144,936.47	68%	221,765	104%	191,854	10-%
52370	Fuel Expense	21,312.82	35,263.02	30,000	18,071.17	60%	30,000	100%	45,000	50%
	Total Required Exp	21,312.82	35,263.02	30,000	18,071.17	60%	30,000	100%	45,000	50%
53921	POB Allocation	0.00	60,949.00	62,034	46,525.50	75%	62,034	100%	61,989	0%
	Total Alloc Costs & Self Ins	0.00	60,949.00	62,034	46,525.50	75%	62,034	100%	61,989	0%
66189	Other Equipment	0.00	0.00	0	0.00	0%	0	0%	152,000	0%

CITY OF POMONA

Revenue / Expenditure Report - 3 Year History

101	General Fund	2021-2022 ACTUALS	2022-2023 ACTUALS	2023-2024 BUDGET	2023-2024 ACTUALS THRU 03/31/2024	% ACTUALS/ BUDGET	2023-2024 YEAR-END ESTIMATE	% YR END/ BUDGET	2024-2025 BUDGET	% BUDGET CHANGE
	Total Capital	0.00	0.00	0	0.00	0%	0	0%	152,000	0%
	Total Expense:	491,040.96	523,787.86	620,146	446,295.85	72 %	655,128	106 %	796,863	28%
	Net: Aero Patrol Services	485,746.88-	523,787.86-	620,146-	446,295.85-		655,128-		796,863-	

CITY OF POMONA

Revenue / Expenditure Report - 3 Year History

101	General Fund	2021-2022	2022-2023	2023-2024	2023-2024	%	2023-2024	%	2024-2025	%
		ACTUALS	ACTUALS	BUDGET	ACTUALS THRU 03/31/2024	ACTUALS/ BUDGET	YEAR-END ESTIMATE	YR END/ BUDGET	BUDGET	BUDGET CHANGE
		-----	-----	-----	-----	-----	-----	-----	-----	-----
2014	Traffic Patrol Services									
40237	Parking Violations	591,043.86	1,009,051.53	639,600	601,916.85	94%	639,600	100%	639,600	0%
40238	Parking Viol Late Fines	397,645.48	92,418.28	533,000	14,155.88	3%	50,000	9%	50,000	91-%
	All Fines	988,689.34	1,101,469.81	1,172,600	616,072.73	0%	689,600	59%	689,600	41-%
80881	Trnsf frm American Rescue Plan	31,278.00	0.00	0	0.00	0%	0	0%	0	0%
	All Transfers In	31,278.00	0.00	0	0.00	0%	0	59%	0	0 %
80400	Sale of Capital Assets	4,300.00	0.00	0	0.00	0%	0	0%	0	0%
	All Other Financing Sources	4,300.00	0.00	0	0.00	0%	0	59%	0	0 %
	Total Revenue	1,024,267.34	1,101,469.81	1,172,600.00	616,072.73	0%	689,600	59%	689,600	41-%
51012	Earnings & Benefits	1,701,001.92	1,750,014.96	2,232,026	1,245,245.98	56%	1,796,736	80%	2,331,132	4%
51030	All Overtime - Non Sworn	11,575.44	15,802.59	30,000	5,707.71	19%	9,000	30%	30,000	0%
51032	Holiday - Sworn	872.48	576.17	4,000	560.94	14%	4,000	100%	4,000	0%
51039	Overtime-Police Sworn	168,417.13	233,965.10	116,000	148,434.48	128%	225,000	194%	127,020	10%
51040	Hourly	45,295.21	74,465.99	153,935	28,016.98	18%	153,935	100%	160,015	4%
51042	Holiday - Non Sworn	0.00	0.00	200	0.00	0%	200	100%	200	0%
51059	Retirement/Termination Payout	22,103.55	0.00	0	15,023.99	0%	15,024	0%	0	0%
51071	Standby - Sworn	191,170.45	133,939.63	100,000	105,745.23	106%	130,000	130%	100,000	0%
51080	Total Buybacks	0.00	0.00	10,000	0.00	0%	0	0%	10,000	0%
	Total Staffing	2,140,436.18	2,208,764.44	2,646,161	1,548,735.31	59%	2,333,895	88%	2,762,367	4%
52060	Office Supplies	855.41	1,214.62	5,000	362.36	7%	5,000	100%	5,000	0%
52063	Postage	0.00	0.00	4,200	0.00	0%	4,200	100%	4,200	0%
52064	Printing & Copying	52.03	35.29	842	13.52	2%	50	6%	842	0%
52080	Other Expense	0.00	55.20	950	0.00	0%	950	100%	950	0%
52170	Building and Yard Repairs	0.00	0.00	19,500	19,500.00	100%	19,500	100%	0	0%
52381	Equipment Maint/Repair	1,736.60	0.00	2,000	350.00	18%	500	25%	2,000	0%
52385	Towing Non-City Veh	2,235.00	1,111.00	3,000	0.00	0%	3,000	100%	3,000	0%
52402	Small Tools & Equipment	1,778.39	3,967.50	5,050	2,881.48	57%	5,050	100%	5,050	0%
52450	Small Equip-Special/Safety	75.00	0.00	8,400	182.00	2%	1,000	12%	8,400	0%
	Total Controllable Exp	6,732.43	6,383.61	48,942	23,289.36	48%	39,250	80%	29,442	40-%

CITY OF POMONA

Revenue / Expenditure Report - 3 Year History

101	General Fund	2021-2022 ACTUALS	2022-2023 ACTUALS	2023-2024 BUDGET	2023-2024 ACTUALS THRU 03/31/2024	% ACTUALS/ BUDGET	2023-2024 YEAR-END ESTIMATE	% YR END/ BUDGET	2024-2025 BUDGET	% BUDGET CHANGE
52121	Telephone Service Expense	3,245.69	2,895.53	3,632	2,341.64	64%	3,632	100%	0	0%
52123	Desk Phone Expense	783.76	1,215.14	1,145	452.61	40%	1,145	100%	0	0%
	Total Utilities	4,029.45	4,110.67	4,777	2,794.25	58%	4,777	100%	0	0%
52185	Info Systems Allocation	0.00	0.00	0	0.00	0%	0	0%	4,485	0%
53921	POB Allocation	161,329.00	556,248.00	606,030	454,522.50	75%	606,030	100%	549,862	9-%
	Total Alloc Costs & Self Ins	161,329.00	556,248.00	606,030	454,522.50	75%	606,030	100%	554,347	9-%
Total Expense:		2,312,527.06	2,775,506.72	3,305,910	2,029,341.42	61 %	2,983,952	90 %	3,346,156	1%
Net: Traffic Patrol Services		1,288,259.72-	1,674,036.91-	2,133,310-	1,413,268.69-		2,294,352-		2,656,556-	

CITY OF POMONA

Revenue / Expenditure Report - 3 Year History

101	General Fund	2021-2022	2022-2023	2023-2024	2023-2024	%	2023-2024	%	2024-2025	%
		ACTUALS	ACTUALS	BUDGET	ACTUALS THRU 03/31/2024	ACTUALS/ BUDGET	YEAR-END ESTIMATE	YR END/ BUDGET	BUDGET	BUDGET CHANGE
		-----	-----	-----	-----	-----	-----	-----	-----	-----
2015	Crime Prevention & Outreach									
	All Other Misc Revenue	0.00	0.00	0	0.00	0%	0	0%	0	0 %
80881	Trnsf frm American Rescue Plan	14,080.00	0.00	0	0.00	0%	0	0%	0	0%
	All Transfers In	14,080.00	0.00	0	0.00	0%	0	0%	0	0 %
	Total Revenue	----- 14,080.00	----- 0.00	----- 0.00	----- 0.00	----- 0%	----- 0	----- 0%	----- 0	----- 0 %
51012	Earnings & Benefits	345,978.10	446,699.04	465,750	250,622.38	54%	346,824	74%	525,126	13%
51030	All Overtime - Non Sworn	23,814.71	27,879.70	18,000	19,788.51	110%	40,000	222%	18,000	0%
51032	Holiday - Sworn	867.99	1,340.72	0	0.00	0%	0	0%	0	0%
51039	Overtime-Police Sworn	26,688.44	47,329.79	33,000	27,107.32	82%	33,000	100%	33,000	0%
51040	Hourly	0.00	0.00	231	0.00	0%	231	100%	240	4%
51042	Holiday - Non Sworn	632.43	2,196.32	0	47.01	0%	48	0%	0	0%
51059	Retirement/Termination Payout	0.00	1,966.46	0	48.99	0%	49	0%	0	0%
51071	Standby - Sworn	111.87	520.86	0	0.00	0%	0	0%	0	0%
	Total Staffing	398,093.54	527,932.89	516,981	297,614.21	58%	420,152	81%	576,366	11%
52060	Office Supplies	962.64	834.74	1,200	77.15	6%	1,200	100%	1,200	0%
52064	Printing & Copying	5,962.61	8,120.18	5,500	256.76	5%	5,500	100%	5,000	9-%
52190	Community Programs	0.00	3,977.39	6,000	3,393.06	57%	6,000	100%	6,000	0%
52282	Special Programs	33,220.59	49,152.23	44,000	19,198.56	44%	44,000	100%	44,000	0%
52402	Small Tools & Equipment	1,478.23	714.81	117,236	3,271.52	3%	117,750	100%	2,750	98-%
52403	Computer Related Acquisitions	2,422.24	0.00	514	513.11	100%	514	100%	0	0%
	Total Controllable Exp	44,046.31	62,799.35	174,450	26,710.16	15%	174,964	100%	58,950	66-%
52185	Info Systems Allocation	0.00	0.00	0	0.00	0%	0	0%	679	0%
53921	POB Allocation	37,999.00	111,164.00	88,270	66,202.47	75%	88,270	100%	90,890	3%
	Total Alloc Costs & Self Ins	37,999.00	111,164.00	88,270	66,202.47	75%	88,270	100%	91,569	4%
66107	Building Improvements	0.00	0.00	28,000	0.00	0%	28,000	100%	0	0%
	Total Capital	0.00	0.00	28,000	0.00	0%	28,000	100%	0	0%

CITY OF POMONA

Revenue / Expenditure Report - 3 Year History

101	General Fund	2021-2022 ACTUALS	2022-2023 ACTUALS	2023-2024 BUDGET	2023-2024 ACTUALS THRU 03/31/2024	% ACTUALS/ BUDGET	2023-2024 YEAR-END ESTIMATE	% YR END/ BUDGET	2024-2025 BUDGET	% BUDGET CHANGE
		-----	-----	-----	-----	-----	-----	-----	-----	-----
Total Expense:		480,138.85	701,896.24	807,701	390,526.84	48 %	711,386	88 %	726,885	10-%
Net: Crime Prevention &		466,058.85-	701,896.24-	807,701-	390,526.84-		711,386-		726,885-	

CITY OF POMONA

Revenue / Expenditure Report - 3 Year History

101	General Fund	2021-2022	2022-2023	2023-2024	2023-2024	%	2023-2024	%	2024-2025	%
		ACTUALS	ACTUALS	BUDGET	ACTUALS THRU 03/31/2024	ACTUALS/ BUDGET	YEAR-END ESTIMATE	YR END/ BUDGET	BUDGET	BUDGET CHANGE
		-----	-----	-----	-----	-----	-----	-----	-----	-----
2016	Major Crimes Task Force									
80881	Trnsf frm American Rescue Plan	36,000.00	0.00	0	0.00	0%	0	0%	0	0%
	All Transfers In	36,000.00	0.00	0	0.00	0%	0	0%	0	0%
	Total Revenue	36,000.00	0.00	0.00	0.00	0%	0	0%	0	0%
51012	Earnings & Benefits	1,015,116.75	466,929.49	1,139,640	570,699.44	50%	826,171	72%	1,271,420	12%
51030	All Overtime - Non Sworn	0.00	0.00	0	438.19	0%	439	0%	0	0%
51032	Holiday - Sworn	996.92	1,009.94	2,000	6,809.19	340%	12,000	600%	2,000	0%
51039	Overtime-Police Sworn	45,026.91	68,677.61	50,307	302,620.69	602%	320,000	636%	50,307	0%
51059	Retirement/Termination Payout	0.00	0.00	0	30,245.53	0%	30,246	0%	0	0%
51071	Standby - Sworn	4,213.15	628.87	2,000	1,527.72	76%	4,000	200%	2,000	0%
51080	Total Buybacks	0.00	0.00	5,000	0.00	0%	0	0%	5,000	0%
	Total Staffing	1,065,353.73	537,245.91	1,198,947	912,340.76	76%	1,192,856	99%	1,330,727	11%
52282	Special Programs	0.00	288.49	0	0.00	0%	0	0%	0	0%
52402	Small Tools & Equipment	0.00	784.31	1,500	1,328.53	89%	1,500	100%	1,500	0%
	Total Controllable Exp	0.00	1,072.80	1,500	1,328.53	89%	1,500	100%	1,500	0%
53921	POB Allocation	136,415.00	347,709.00	347,466	260,599.50	75%	347,466	100%	340,199	2-%
	Total Alloc Costs & Self Ins	136,415.00	347,709.00	347,466	260,599.50	75%	347,466	100%	340,199	2-%
Total Expense:		1,201,768.73	886,027.71	1,547,913	1,174,268.79	76%	1,541,822	100%	1,672,426	8%
Net: Major Crimes Task Force		1,165,768.73-	886,027.71-	1,547,913-	1,174,268.79-		1,541,822-		1,672,426-	

5/3/2024

CITY OF POMONA

Report No. 1234

Revenue / Expenditure Report - 3 Year History

10:50:58AM

101	General Fund	2021-2022 ACTUALS	2022-2023 ACTUALS	2023-2024 BUDGET	2023-2024 ACTUALS THRU 03/31/2024	% ACTUALS/ BUDGET	2023-2024 YEAR-END ESTIMATE	% YR END/ BUDGET	2024-2025 BUDGET	% BUDGET CHANGE
2017	Crossing Guards									
52285	Controllable Contract Services	288,595.83	451,489.27	488,044	294,321.36	60%	488,044	100%	505,682	4%
	Total Controllable Exp	288,595.83	451,489.27	488,044	294,321.36	60%	488,044	100%	505,682	4%
Total Expense:		288,595.83	451,489.27	488,044	294,321.36	60 %	488,044	100 %	505,682	4%
Net: Crossing Guards		288,595.83-	451,489.27-	488,044-	294,321.36-		488,044-		505,682-	

CITY OF POMONA

Revenue / Expenditure Report - 3 Year History

101	General Fund	2021-2022 ACTUALS	2022-2023 ACTUALS	2023-2024 BUDGET	2023-2024 ACTUALS THRU 03/31/2024	% ACTUALS/ BUDGET	2023-2024 YEAR-END ESTIMATE	% YR END/ BUDGET	2024-2025 BUDGET	% BUDGET CHANGE
2018	Homeless Outreach Support Team									
40690	Administrative Program Fee	0.00	0.00	0	0.00	0%	75,000	0%	75,000	0%
	All Fees	0.00	0.00	0	0.00	0%	75,000	100%	75,000	0 %
40177	Reimbursable Services	0.00	0.00	0	0.00	0%	150,000	0%	150,000	0%
40916	Reimbursement fr Other Agency	0.00	0.00	225,000	0.00	0%	0	0%	0	0%
	All Charges for Services	0.00	0.00	225,000	0.00	0%	150,000	100%	150,000	33-%
	Total Revenue	0.00	0.00	225,000.00	0.00	0%	225,000	100%	225,000	0 %
51039	Overtime-Police Sworn	60,761.13	0.00	0	0.00	0%	0	0%	150,000	0%
51046	Overtime-Special (Reimb)	0.00	0.00	225,000	0.00	0%	225,000	100%	75,000	67-%
	Total Staffing	60,761.13	0.00	225,000	0.00	0%	225,000	100%	225,000	0%
	Total Expense:	60,761.13	0.00	225,000	0.00	0 %	225,000	100 %	225,000	0%
	Net: Homeless Outreach Support	60,761.13-	0.00	0	0.00		0		0	

CITY OF POMONA

Revenue / Expenditure Report - 3 Year History

101	General Fund	2021-2022	2022-2023	2023-2024	2023-2024	%	2023-2024	%	2024-2025	%
		ACTUALS	ACTUALS	BUDGET	ACTUALS THRU 03/31/2024	ACTUALS/ BUDGET	YEAR-END ESTIMATE	YR END/ BUDGET	BUDGET	BUDGET CHANGE
		-----	-----	-----	-----	-----	-----	-----	-----	-----
2020	Investigative Svcs (Spec Svcs)									
40170	Police Revenues	8,395.34	5,132.50	9,000	4,077.50	45%	9,000	100%	9,000	0%
40916	Reimbursement fr Other Agency	0.00	0.00	0	5,439.48	0%	10,000	0%	10,000	0%
	All Charges for Services	8,395.34	5,132.50	9,000	9,516.98	0%	19,000	211%	19,000	111 %
80881	Trnsf frm American Rescue Plan	209,000.00	0.00	0	0.00	0%	0	0%	0	0%
	All Transfers In	209,000.00	0.00	0	0.00	0%	0	211%	0	0 %
	Total Revenue	217,395.34	5,132.50	9,000.00	9,516.98	0%	19,000	211%	19,000	111 %
51012	Earnings & Benefits	7,601,500.48	8,483,107.12	8,746,372	5,874,769.32	67%	8,485,972	97%	8,908,326	2%
51030	All Overtime - Non Sworn	59,617.84	74,752.00	80,000	43,208.90	54%	60,000	75%	80,000	0%
51032	Holiday - Sworn	15,793.92	15,117.57	16,000	504.08	3%	2,000	13%	16,000	0%
51039	Overtime-Police Sworn	489,848.64	594,406.25	370,000	528,181.74	143%	550,000	149%	295,650	20-%
51040	Hourly	111,753.03	131,543.02	93,740	102,462.87	109%	115,000	123%	97,443	4%
51042	Holiday - Non Sworn	2,849.15	1,009.56	0	269.42	0%	1,000	0%	2,000	0%
51059	Retirement/Termination Payout	295,427.52	218,999.46	0	5,410.12	0%	5,411	0%	0	0%
51066	Callback Pay	857.51	824.44	0	499.27	0%	1,000	0%	1,000	0%
51071	Standby - Sworn	294,316.18	173,640.87	190,000	102,814.73	54%	130,000	68%	190,000	0%
51080	Total Buybacks	10,160.14	6,475.38	17,670	8,670.00	49%	8,670	49%	45,346	157%
	Total Staffing	8,882,124.41	9,699,875.67	9,513,782	6,666,790.45	70%	9,359,053	98%	9,635,765	1%
52140	Dues, Subscriptions & Certs	0.00	0.00	959	958.80	100%	959	100%	0	0%
52285	Controllable Contract Services	0.00	5,987.50	50,200	11,100.00	22%	50,200	100%	12,500	75-%
52470	Extradition Expense	0.00	3,353.93	17,250	7,707.82	45%	17,250	100%	10,000	42-%
52800	Equipment Rental	0.00	427.25	550	180.32	33%	550	100%	550	0%
	Total Controllable Exp	0.00	9,768.68	68,959	19,946.94	29%	68,959	100%	23,050	67-%
52361	Coroners Fees	0.00	0.00	4,000	0.00	0%	4,000	100%	4,000	0%
52370	Fuel Expense	229.87	747.10	1,000	278.18	28%	1,000	100%	1,000	0%
52461	Tuition Reimbursement	0.00	960.00	5,000	0.00	0%	5,000	100%	5,000	0%
	Total Required Exp	229.87	1,707.10	10,000	278.18	3%	10,000	100%	10,000	0%

CITY OF POMONA

Revenue / Expenditure Report - 3 Year History

101	General Fund	2021-2022 ACTUALS	2022-2023 ACTUALS	2023-2024 BUDGET	2023-2024 ACTUALS THRU 03/31/2024	% ACTUALS/ BUDGET	2023-2024 YEAR-END ESTIMATE	% YR END/ BUDGET	2024-2025 BUDGET	% BUDGET CHANGE
53921	POB Allocation	823,890.00	2,118,930.00	2,356,196	1,767,147.03	75%	2,356,196	100%	2,236,791	5-%
	Total Alloc Costs & Self Ins	823,890.00	2,118,930.00	2,356,196	1,767,147.03	75%	2,356,196	100%	2,236,791	5-%
	Total Capital	0.00	0.00	0	0.00	0%	0	0%	0	0%
Total Expense:		9,706,244.28	11,830,281.45	11,948,937	8,454,162.60	71 %	11,794,208	99 %	11,905,606	0%
Net: Investigative Svcs (Spec		9,488,848.94-	11,825,148.95-	11,939,937-	8,444,645.62-		11,775,208-		11,886,606-	

CITY OF POMONA

Revenue / Expenditure Report - 3 Year History

101	General Fund	2021-2022 ACTUALS	2022-2023 ACTUALS	2023-2024 BUDGET	2023-2024 ACTUALS THRU 03/31/2024	% ACTUALS/ BUDGET	2023-2024 YEAR-END ESTIMATE	% YR END/ BUDGET	2024-2025 BUDGET	% BUDGET CHANGE
2023	Sexual Exploitation&Traffic Tm									
80881	Trnsf frm American Rescue Plan	12,141.00	0.00	0	0.00	0%	0	0%	0	0%
	All Transfers In	12,141.00	0.00	0	0.00	0%	0	0%	0	0%
	Total Revenue	12,141.00	0.00	0.00	0.00	0%	0	0%	0	0%
51012	Earnings & Benefits	490,537.93	286,939.41	590,478	266,876.04	45%	384,543	65%	760,195	29%
51032	Holiday - Sworn	1,571.97	1,242.01	4,501	0.00	0%	4,501	100%	4,501	0%
51039	Overtime-Police Sworn	407,783.95	100,305.97	178,834	251,040.45	140%	270,000	151%	178,834	0%
51071	Standby - Sworn	294.71	299.07	300	0.00	0%	300	100%	300	0%
	Total Staffing	900,188.56	388,786.46	774,113	517,916.49	67%	659,344	85%	943,830	22%
53921	POB Allocation	0.00	114,538.00	203,346	152,509.50	75%	203,346	100%	202,360	0%
	Total Alloc Costs & Self Ins	0.00	114,538.00	203,346	152,509.50	75%	203,346	100%	202,360	0%
	Total Expense:	900,188.56	503,324.46	977,459	670,425.99	69%	862,690	88%	1,146,190	17%
	Net: Sexual Exploitation&Traffic	888,047.56-	503,324.46-	977,459-	670,425.99-		862,690-		1,146,190-	

CITY OF POMONA

Revenue / Expenditure Report - 3 Year History

101	General Fund	2021-2022	2022-2023	2023-2024	2023-2024	%	2023-2024	%	2024-2025	%
		ACTUALS	ACTUALS	BUDGET	ACTUALS THRU 03/31/2024	ACTUALS/ BUDGET	YEAR-END ESTIMATE	YR END/ BUDGET	BUDGET	BUDGET CHANGE
		-----	-----	-----	-----	-----	-----	-----	-----	-----
2030	Records & Clerical									
40925	Release of Pol Held Funds	2,710.26	0.00	15,000	0.00	0%	15,000	100%	15,000	0%
	All Other Misc Revenue	2,710.26	0.00	15,000	0.00	0%	15,000	100%	15,000	0%
40170	Police Revenues	27,047.77	23,847.29	40,000	15,086.59	38%	40,000	100%	30,000	25-%
	All Charges for Services	27,047.77	23,847.29	40,000	15,086.59	0%	40,000	100%	30,000	25-%
80881	Trnsf frm American Rescue Plan	32,353.00	0.00	0	0.00	0%	0	0%	0	0%
	All Transfers In	32,353.00	0.00	0	0.00	0%	0	100%	0	0%
	Total Revenue	62,111.03	23,847.29	55,000.00	15,086.59	0%	55,000	100%	45,000	18-%
51012	Earnings & Benefits	1,084,159.26	1,313,983.01	1,761,937	1,007,846.66	57%	1,441,667	82%	1,853,124	5%
51030	All Overtime - Non Sworn	71,698.20	95,299.92	18,462	15,432.93	84%	18,462	100%	18,462	0%
51040	Hourly	16,408.31	23,977.82	21,180	10,112.64	48%	21,180	100%	22,017	4%
51042	Holiday - Non Sworn	27,822.96	32,479.77	45,500	18,187.24	40%	45,500	100%	45,500	0%
51059	Retirement/Termination Payout	869.32	419.56	0	2,001.77	0%	2,002	0%	0	0%
51066	Callback Pay	263.06	624.52	300	132.54	44%	300	100%	300	0%
51080	Total Buybacks	144.12	0.00	725	724.27	100%	725	100%	0	0%
	Total Staffing	1,201,365.23	1,466,784.60	1,848,104	1,054,438.05	57%	1,529,836	83%	1,939,403	5%
52060	Office Supplies	0.00	0.00	901	0.00	0%	901	100%	901	0%
52130	Prof Development - Training	1,605.00	431.77	3,000	2,119.00	71%	3,000	100%	3,000	0%
52402	Small Tools & Equipment	3,630.32	6,832.87	3,000	0.00	0%	3,000	100%	3,000	0%
	Total Controllable Exp	5,235.32	7,264.64	6,901	2,119.00	31%	6,901	100%	6,901	0%
52588	Automation-Maintenance	363,861.47	254,390.38	371,686	289,580.02	78%	371,686	100%	332,500	11-%
	Total Required Exp	363,861.47	254,390.38	371,686	289,580.02	78%	371,686	100%	332,500	11-%
52123	Desk Phone Expense	849.03	1,316.41	1,145	490.31	43%	1,145	100%	0	0%
	Total Utilities	849.03	1,316.41	1,145	490.31	43%	1,145	100%	0	0%
52185	Info Systems Allocation	0.00	0.00	0	0.00	0%	0	0%	610	0%

CITY OF POMONA

Revenue / Expenditure Report - 3 Year History

101	General Fund	2021-2022 ACTUALS	2022-2023 ACTUALS	2023-2024 BUDGET	2023-2024 ACTUALS THRU 03/31/2024	% ACTUALS/ BUDGET	2023-2024 YEAR-END ESTIMATE	% YR END/ BUDGET	2024-2025 BUDGET	% BUDGET CHANGE
53921	POB Allocation	137,947.00	165,109.00	190,547	142,910.28	75%	190,547	100%	170,390	11-%
	Total Alloc Costs & Self Ins	137,947.00	165,109.00	190,547	142,910.28	75%	190,547	100%	171,000	10-%
89930	Transfers To Other Funds	60,661.00	0.00	0	0.00	0%	0	0%	0	0%
	Total Transfer Out	60,661.00	0.00	0	0.00	0%	0	0%	0	0%
Total Expense:		1,769,919.05	1,894,865.03	2,418,383	1,489,537.66	62 %	2,100,115	87 %	2,449,804	1%
Net: Records & Clerical		1,707,808.02-	1,871,017.74-	2,363,383-	1,474,451.07-		2,045,115-		2,404,804-	

CITY OF POMONA

Revenue / Expenditure Report - 3 Year History

101	General Fund	2021-2022	2022-2023	2023-2024	2023-2024	%	2023-2024	%	2024-2025	%
		ACTUALS	ACTUALS	BUDGET	ACTUALS THRU 03/31/2024	ACTUALS/ BUDGET	YEAR-END ESTIMATE	YR END/ BUDGET	BUDGET	BUDGET CHANGE
2031	Jail Services									
40231	Municipal Court Fines	10,703.05	86,677.53	17,000	37,164.49	219%	50,000	294%	17,000	0%
	All Fines	10,703.05	86,677.53	17,000	37,164.49	0%	50,000	88%	17,000	0%
40640	Prisoner Housing Pgm	231.71	0.00	0	2,994.75	0%	3,000	0%	0	0%
	All Other Intergovernmental	231.71	0.00	0	2,994.75	0%	3,000	88%	0	0%
40170	Police Revenues	7,980.00	5,310.00	8,000	3,720.00	47%	8,000	100%	8,000	0%
40175	Jail Booking Fees	93,868.81	160,943.80	127,920	43,779.27	34%	50,000	39%	30,000	77%
40916	Reimbursement fr Other Agency	198,663.00	204,623.00	198,663	102,311.50	52%	198,663	100%	198,663	0%
	All Charges for Services	300,511.81	370,876.80	334,583	149,810.77	0%	256,663	88%	236,663	29%
80881	Trnsf frm American Rescue Plan	90,000.00	0.00	0	0.00	0%	0	0%	0	0%
	All Transfers In	90,000.00	0.00	0	0.00	0%	0	88%	0	0%
	Total Revenue	401,446.57	457,554.33	351,583.00	189,970.01	0%	309,663	88%	253,663	28%
51012	Earnings & Benefits	1,664,847.32	1,877,064.37	2,131,129	1,422,898.67	67%	2,040,386	96%	2,262,379	6%
51030	All Overtime - Non Sworn	244,714.90	241,332.35	185,000	164,511.59	89%	185,000	100%	185,000	0%
51039	Overtime-Police Sworn	35,062.32	290,130.85	0	898.73	0%	1,000	0%	0	0%
51040	Hourly	25,333.67	32,316.67	42,795	59,902.12	140%	80,000	187%	44,485	4%
51042	Holiday - Non Sworn	64,573.02	61,076.79	52,000	62,488.77	120%	70,000	135%	52,000	0%
51059	Retirement/Termination Payout	8,256.47	846.96	0	3.64	0%	4	0%	0	0%
51066	Callback Pay	905.03	1,065.62	1,500	1,038.12	69%	1,500	100%	1,500	0%
51080	Total Buybacks	0.00	0.00	7,575	0.00	0%	0	0%	7,575	0%
	Total Staffing	2,043,692.73	2,503,833.61	2,419,999	1,711,741.64	71%	2,377,890	98%	2,552,939	5%
52060	Office Supplies	785.14	132.26	6,000	5,850.40	98%	6,000	100%	6,000	0%
52170	Building and Yard Repairs	0.00	0.00	0	1,072.20	0%	0	0%	0	0%
52210	Janitorial Supplies	2,643.49	3,772.68	3,300	1,649.23	50%	3,300	100%	3,300	0%
52285	Controllable Contract Services	7,363.09	31,376.03	9,586	8,376.29	87%	9,586	100%	11,586	21%
52354	Prisoner Meals	22,600.06	24,338.50	51,850	14,877.70	29%	40,000	77%	51,850	0%
52402	Small Tools & Equipment	0.00	14,956.97	6,000	5,362.30	89%	6,000	100%	0	0%
52430	Other Supplies/Materials	9,502.67	4,082.21	10,225	920.53	9%	10,225	100%	10,225	0%
52540	Fingerprint Expense	2,143.00	10,132.00	9,000	4,511.00	50%	9,000	100%	9,000	0%
52670	Photographic Expense	0.00	0.00	3,000	0.00	0%	3,000	100%	0	0%

CITY OF POMONA

Revenue / Expenditure Report - 3 Year History

101	General Fund	2021-2022 ACTUALS	2022-2023 ACTUALS	2023-2024 BUDGET	2023-2024 ACTUALS THRU 03/31/2024	% ACTUALS/ BUDGET	2023-2024 YEAR-END ESTIMATE	% YR END/ BUDGET	2024-2025 BUDGET	% BUDGET CHANGE
52740	Bed Linen & Supplies	12,018.06	5,181.02	18,200	14,908.34	82%	21,200	116%	18,200	0%
	Total Controllable Exp	57,055.51	93,971.67	117,161	57,527.99	49%	108,311	92%	110,161	6-%
52205	Jail Booking Fees	0.00	0.00	1,000	0.00	0%	1,000	100%	1,000	0%
52360	Medical Services	71,837.90	150,885.98	140,000	63,316.23	45%	140,000	100%	140,000	0%
	Total Required Exp	71,837.90	150,885.98	141,000	63,316.23	45%	141,000	100%	141,000	0%
53921	POB Allocation	189,754.00	241,497.00	224,882	168,661.53	75%	224,882	100%	207,871	8-%
	Total Alloc Costs & Self Ins	189,754.00	241,497.00	224,882	168,661.53	75%	224,882	100%	207,871	8-%
Total Expense:		2,362,340.14	2,990,188.26	2,903,042	2,001,247.39	69 %	2,852,083	98 %	3,011,971	4%
Net: Jail Services		1,960,893.57-	2,532,633.93-	2,551,459-	1,811,277.38-		2,542,420-		2,758,308-	

CITY OF POMONA

Revenue / Expenditure Report - 3 Year History

101	General Fund	2021-2022	2022-2023	2023-2024	2023-2024	%	2023-2024	%	2024-2025	%
		ACTUALS	ACTUALS	BUDGET	ACTUALS THRU 03/31/2024	ACTUALS/ BUDGET	YEAR-END ESTIMATE	YR END/ BUDGET	BUDGET	BUDGET CHANGE
		-----	-----	-----	-----	-----	-----	-----	-----	-----
2032	Dispatch Services									
40177	Reimbursable Services	5,480.00	0.00	0	0.00	0%	0	0%	2,000	0%
	All Charges for Services	5,480.00	0.00	0	0.00	0%	0	0%	2,000	0%
80881	Trnsf frm American Rescue Plan	53,476.00	0.00	0	0.00	0%	0	0%	0	0%
	All Transfers In	53,476.00	0.00	0	0.00	0%	0	0%	0	0%
	Total Revenue	47,996.00	0.00	0.00	0.00	0%	0	0%	2,000	0%
51012	Earnings & Benefits	2,336,502.83	2,206,133.57	3,155,056	1,971,603.58	62%	2,814,951	89%	3,372,057	7%
51030	All Overtime - Non Sworn	384,134.96	313,639.90	310,000	222,440.17	72%	250,000	81%	310,000	0%
51039	Overtime-Police Sworn	66,869.17	43,792.02	0	1,900.33	0%	3,000	0%	0	0%
51040	Hourly	146,598.99	109,085.14	79,085	85,919.18	109%	90,000	114%	82,209	4%
51042	Holiday - Non Sworn	91,589.36	80,469.49	80,000	75,483.22	94%	90,000	113%	80,000	0%
51059	Retirement/Termination Payout	22,754.72	13,762.93	1,700	1,688.69	99%	1,700	100%	0	0%
51066	Callback Pay	14,887.06	4,992.83	4,000	2,293.99	57%	4,000	100%	4,000	0%
51080	Total Buybacks	0.00	2,679.86	0	0.00	0%	0	0%	0	0%
	Total Staffing	3,063,337.09	2,774,555.74	3,629,841	2,361,329.16	65%	3,253,651	90%	3,848,266	6%
52080	Other Expense	6,319.26	8,297.47	10,500	2,493.00	24%	10,500	100%	10,500	0%
52282	Special Programs	0.00	0.00	2,279	1,278.26	56%	2,279	100%	2,000	12-%
52285	Controllable Contract Services	0.00	0.00	48,200	43,556.47	90%	48,200	100%	2,500	95-%
52402	Small Tools & Equipment	2,931.52	9,521.48	2,721	2,418.31	89%	2,721	100%	5,000	84%
52403	Computer Related Acquisitions	10,557.32	34,608.14	11,400	851.96	7%	11,400	100%	11,400	0%
	Total Controllable Exp	19,808.10	52,427.09	75,100	50,598.00	67%	75,100	100%	31,400	58-%
52121	Telephone Service Expense	7,519.97	6,757.80	11,173	5,012.02	45%	11,173	100%	0	0%
52123	Desk Phone Expense	1,436.92	2,227.76	1,938	829.75	43%	1,938	100%	0	0%
	Total Utilities	8,956.89	8,985.56	13,111	5,841.77	45%	13,111	100%	0	0%
52185	Info Systems Allocation	0.00	0.00	0	0.00	0%	0	0%	9,308	0%
53921	POB Allocation	276,268.00	384,315.00	342,658	256,993.47	75%	342,658	100%	309,740	10-%
	Total Alloc Costs & Self Ins	276,268.00	384,315.00	342,658	256,993.47	75%	342,658	100%	319,048	7-%

CITY OF POMONA

Revenue / Expenditure Report - 3 Year History

101	General Fund	2021-2022 ACTUALS	2022-2023 ACTUALS	2023-2024 BUDGET	2023-2024 ACTUALS THRU 03/31/2024	% ACTUALS/ BUDGET	2023-2024 YEAR-END ESTIMATE	% YR END/ BUDGET	2024-2025 BUDGET	% BUDGET CHANGE
66107	Building Improvements	0.00	13,710.30	0	0.00	0%	0	0%	0	0%
	Total Capital	0.00	13,710.30	0	0.00	0%	0	0%	0	0%
89920	Transfer To Fleet Repl	289,029.00	0.00	0	0.00	0%	0	0%	0	0%
89921	Transfer To Equip Repl	0.00	197,047.37	0	0.00	0%	0	0%	0	0%
89930	Transfers To Other Funds	140,971.00	292,006.62	0	0.00	0%	0	0%	0	0%
	Total Transfer Out	430,000.00	489,053.99	0	0.00	0%	0	0%	0	0%
Total Expense:		3,798,370.08	3,723,047.68	4,060,710	2,674,762.40	66 %	3,684,520	91 %	4,198,714	3%
Net: Dispatch Services		3,750,374.08-	3,723,047.68-	4,060,710-	2,674,762.40-		3,684,520-		4,196,714-	

CITY OF POMONA

Revenue / Expenditure Report - 3 Year History

101	General Fund	2021-2022	2022-2023	2023-2024	2023-2024	%	2023-2024	%	2024-2025	%
		ACTUALS	ACTUALS	BUDGET	ACTUALS THRU 03/31/2024	ACTUALS/ BUDGET	YEAR-END ESTIMATE	YR END/ BUDGET	BUDGET	BUDGET CHANGE
		-----	-----	-----	-----	-----	-----	-----	-----	-----
2033	Property & Evidence (Supp Pgm)									
80881	Trnsf frm American Rescue Plan	10,422.00	0.00	0	0.00	0%	0	0%	0	0%
	All Transfers In	10,422.00	0.00	0	0.00	0%	0	0%	0	0%
	Total Revenue	10,422.00	0.00	0.00	0.00	0%	0	0%	0	0%
51012	Earnings & Benefits	222,588.35	162,459.76	195,033	136,276.15	70%	194,755	100%	323,130	66%
51030	All Overtime - Non Sworn	4,677.07	1,003.27	7,175	1,307.51	18%	2,000	28%	7,175	0%
51040	Hourly	36,876.25	55,609.80	80,637	50,200.96	62%	80,637	100%	83,822	4%
51042	Holiday - Non Sworn	297.58	492.40	0	0.00	0%	0	0%	0	0%
51059	Retirement/Termination Payout	24,464.14	0.00	0	0.00	0%	0	0%	0	0%
51066	Callback Pay	0.00	0.00	100	0.00	0%	0	0%	100	0%
	Total Staffing	288,903.39	219,565.23	282,945	187,784.62	66%	277,392	98%	414,227	46%
52170	Building and Yard Repairs	154.42	105,465.43	165,000	17,772.34	11%	165,000	100%	5,000	97-%
52285	Controllable Contract Services	0.00	0.00	15,100	183.22	1%	15,100	100%	1,000	93-%
52402	Small Tools & Equipment	20,911.77	51,043.76	21,000	2,340.86	11%	21,000	100%	21,000	0%
	Total Controllable Exp	21,066.19	156,509.19	201,100	20,296.42	10%	201,100	100%	27,000	87-%
53921	POB Allocation	28,040.00	31,602.00	20,832	15,624.00	75%	20,832	100%	29,886	43%
	Total Alloc Costs & Self Ins	28,040.00	31,602.00	20,832	15,624.00	75%	20,832	100%	29,886	43%
	Total Capital	0.00	0.00	0	0.00	0%	0	0%	0	0%
Total Expense:		338,009.58	407,676.42	504,877	223,705.04	44 %	499,324	99 %	471,113	7-%
Net: Property & Evidence (Supp		327,587.58-	407,676.42-	504,877-	223,705.04-		499,324-		471,113-	

CITY OF POMONA

Revenue / Expenditure Report - 3 Year History

101	General Fund	2021-2022 ACTUALS	2022-2023 ACTUALS	2023-2024 BUDGET	2023-2024 ACTUALS THRU 03/31/2024	% ACTUALS/ BUDGET	2023-2024 YEAR-END ESTIMATE	% YR END/ BUDGET	2024-2025 BUDGET	% BUDGET CHANGE
2040	Volunteer Pgms									
40170	Police Revenues	275.00	0.00	0	0.00	0%	0	0%	0	0%
	All Charges for Services	275.00	0.00	0	0.00	0%	0	0%	0	0%
	Total Revenue	275.00	0.00	0.00	0.00	0%	0	0%	0	0%
52282	Special Programs	2,248.59	10,036.62	10,780	3,762.62	35%	10,780	100%	10,780	0%
52431	Supplies-Officers	1,904.20	1,701.01	3,100	640.00	21%	3,100	100%	3,100	0%
	Total Controllable Exp	4,152.79	11,737.63	13,880	4,402.62	32%	13,880	100%	13,880	0%
	Total Expense:	4,152.79	11,737.63	13,880	4,402.62	32%	13,880	100%	13,880	0%
	Net: Volunteer Pgms	4,427.79-	11,737.63-	13,880-	4,402.62-		13,880-		13,880-	

CITY OF POMONA

Revenue / Expenditure Report - 3 Year History

101	General Fund	2021-2022	2022-2023	2023-2024	2023-2024	%	2023-2024	%	2024-2025	%
		ACTUALS	ACTUALS	BUDGET	ACTUALS THRU 03/31/2024	ACTUALS/ BUDGET	YEAR-END ESTIMATE	YR END/ BUDGET	BUDGET	BUDGET CHANGE
		-----	-----	-----	-----	-----	-----	-----	-----	-----
2058	Communications Support									
80881	Trnsf frm American Rescue Plan	10,000.00	0.00	0	0.00	0%	0	0%	0	0%
	All Transfers In	10,000.00	0.00	0	0.00	0%	0	0%	0	0%
	Total Revenue	----- 10,000.00	----- 0.00	----- 0.00	----- 0.00	----- 0%	----- 0	----- 0%	----- 0	----- 0%
51012	Earnings & Benefits	256,448.44	277,605.06	296,175	209,006.29	71%	295,366	100%	315,866	7%
51030	All Overtime - Non Sworn	40,799.89	42,693.62	45,000	30,882.16	69%	38,000	84%	45,000	0%
51042	Holiday - Non Sworn	0.00	893.89	600	33.11	6%	200	33%	600	0%
51066	Callback Pay	147.82	171.31	600	256.50	43%	600	100%	600	0%
	Total Staffing	297,396.15	321,363.88	342,375	240,178.06	70%	334,166	98%	362,066	6%
52140	Dues, Subscriptions & Certs	0.00	0.00	300	0.00	0%	300	100%	300	0%
52285	Controllable Contract Services	206,647.22	246,742.15	300,000	266,962.90	89%	300,000	100%	310,000	3%
52330	Radio Repairs	12,107.01	10,830.70	12,112	3,296.47	27%	12,112	100%	12,112	0%
52381	Equipment Maint/Repair	2,388.01	1,221.49	2,400	333.72	14%	2,400	100%	2,400	0%
52402	Small Tools & Equipment	9,065.73	8,967.91	9,100	4,936.24	54%	9,100	100%	9,100	0%
52430	Other Supplies/Materials	1,067.90	145.95	1,000	92.18	9%	1,000	100%	1,000	0%
52480	Fire Alarm Ex & Repair	663.54	183.22	1,847	16.53	1%	1,847	100%	1,847	0%
	Total Controllable Exp	231,939.41	268,091.42	326,759	275,638.04	84%	326,759	100%	336,759	3%
52298	Hazardous Matls Compliance	0.00	0.00	300	0.00	0%	300	100%	0	0%
	Total Required Exp	0.00	0.00	300	0.00	0%	300	100%	0	0%
52121	Telephone Service Expense	1,365.59	1,142.23	1,146	853.36	74%	1,146	100%	0	0%
	Total Utilities	1,365.59	1,142.23	1,146	853.36	74%	1,146	100%	0	0%
52185	Info Systems Allocation	0.00	0.00	0	0.00	0%	0	0%	1,412	0%
53921	POB Allocation	24,742.00	31,318.00	31,328	23,496.03	75%	31,328	100%	29,149	7-%
	Total Alloc Costs & Self Ins	24,742.00	31,318.00	31,328	23,496.03	75%	31,328	100%	30,561	2-%

CITY OF POMONA

Revenue / Expenditure Report - 3 Year History

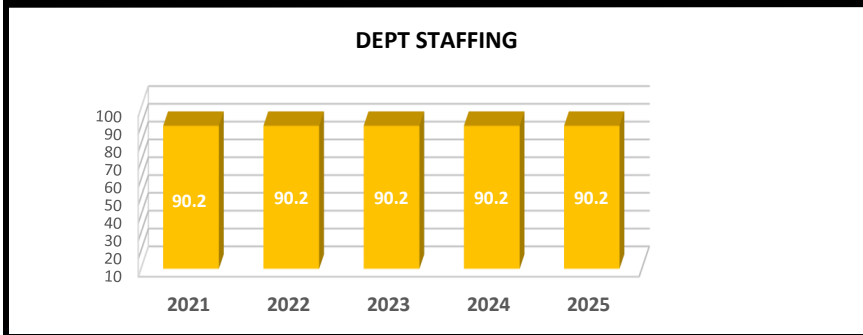
101	General Fund	2021-2022 ACTUALS	2022-2023 ACTUALS	2023-2024 BUDGET	2023-2024 ACTUALS THRU 03/31/2024	% ACTUALS/ BUDGET	2023-2024 YEAR-END ESTIMATE	% YR END/ BUDGET	2024-2025 BUDGET	% BUDGET CHANGE
		----- -----	----- -----	----- -----	----- -----		----- -----	----- -----	----- -----	----- -----
	Total Expense:	555,443.15	621,915.53	701,908	540,165.49	77 %	693,699	99 %	729,386	4%
	Net: Communications Support	545,443.15-	621,915.53-	701,908-	540,165.49-		693,699-		729,386-	

Department at a Glance

~ FIRE ~

EXPENSE BY DIVISION / FUND			
	2022-23 Actual	2023-24 Budget	2024-25 Proposed
Fire			
2101 Fire Administration	33,490,413	37,034,038	36,629,479

EXPENSE BY CATEGORY			
	2022-23 Actual	2023-24 Budget	2024-25 Proposed
City Budget			
Personnel	41	-	-
Contract Fee	33,490,372	37,034,038	36,629,479
Debt Svc	-	-	-
Capital	-	-	-
	<u>33,490,413</u>	<u>37,034,038</u>	<u>36,629,479</u>
Annual Fee per Fire Schedule			
Station Operations	23,464,804	25,965,612	26,069,881
Fire Prevention	687,434	753,935	772,914
Overhead	8,669,542	9,746,115	9,843,387
	<u>32,821,780</u>	<u>36,465,662</u>	<u>36,686,182</u>
Annual Fee Cap	33,940,623	37,034,038	36,686,182
Est City Cost	33,490,372	37,034,038	36,629,479

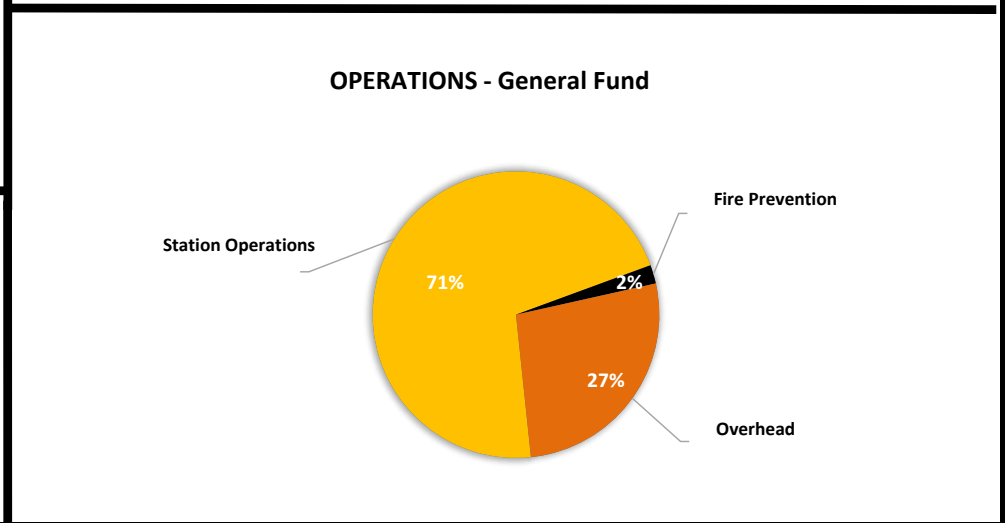


SERVICES PROVIDED

The County of Los Angeles Fire Protection District has provided fire suppression and emergency medical services to the City of Pomona since 1994. The County is operating in the City of Pomona under specific response performance criteria. Services include fire suppression, fire prevention, and emergency responses.

In addition to staffing costs, the County assesses a 'District Overhead' rate to the cost of service. For 2024-25, the rate is estimated at 36.67%. The District classifies its cost in two categories: direct and indirect. Direct costs are related to the cost of positions assigned directly to Pomona operations, while indirect costs are related to administrative support, resources used for field operations, information technology, command and control, fleet services, construction and maintenance, and technical services. The overhead rate is calculated by dividing indirect costs by direct costs.

In addition to the contract cost, the City is also responsible for some remaining liability/workers' compensation claims and payment of banked sick leave balances of former Pomona employees upon retirement from Los Angeles County.



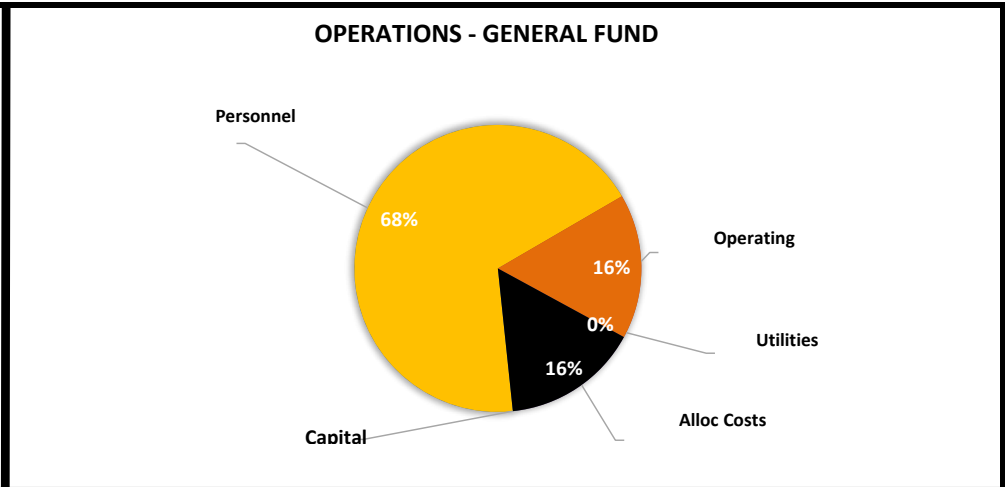
CITY OF POMONA

Revenue / Expenditure Report - 3 Year History

101	General Fund	2021-2022 ACTUALS	2022-2023 ACTUALS	2023-2024 BUDGET	2023-2024 ACTUALS THRU 03/31/2024	% ACTUALS/ BUDGET	2023-2024 YEAR-END ESTIMATE	% YR END/ BUDGET	2024-2025 BUDGET	% BUDGET CHANGE
2101	Fire Administration									
40190	Rentals - Property	7.00	7.00	7	0.00	0%	7	100%	7	0%
	All Rev from Use of \$ & Prop	7.00	7.00	7	0.00	0%	7	134%	7	0 %
40260	Fire Permits & Inspections	169,433.45	636.00	100,000	0.00	0%	94,782	95%	95,000	5-%
	All Permits	169,433.45	636.00	100,000	0.00	0%	94,782	134%	95,000	5-%
40423	Paramedic Pass Thru	1,424,795.45	1,079,755.91	1,000,000	409,017.11	41%	1,384,202	138%	905,000	10-%
	All Other Misc Revenue	1,424,795.45	1,079,755.91	1,000,000	409,017.11	0%	1,384,202	134%	905,000	10-%
40380	All Other Revenues	0.00	0.00	0	837.27	0%	0	0%	0	0%
	All Charges for Services	0.00	0.00	0	837.27	0%	0	134%	0	0 %
	Total Revenue	1,594,235.90	1,080,398.91	1,100,007.00	409,854.38	0%	1,478,991	134%	1,000,007	9-%
51012	Earnings & Benefits	45.24	0.00	0	0.00	0%	0	0%	0	0%
51059	Retirement/Termination Payout	3,120.32	40.76	0	0.00	0%	0	0%	0	0%
	Total Staffing	3,165.56	40.76	0	0.00	0%	0	0%	0	0%
52575	Fire Contract	33,135,538.00	33,490,372.00	37,034,038	27,775,529.10	75%	37,034,038	100%	36,629,479	1-%
	Total Required Exp	33,135,538.00	33,490,372.00	37,034,038	27,775,529.10	75%	37,034,038	100%	36,629,479	1-%
	Total Expense:	33,138,703.56	33,490,412.76	37,034,038	27,775,529.10	75 %	37,034,038	100 %	36,629,479	1-%
	Net: Fire Administration	31,544,467.66-	32,410,013.85-	35,934,031-	27,365,674.72-		35,555,047-		35,629,472-	

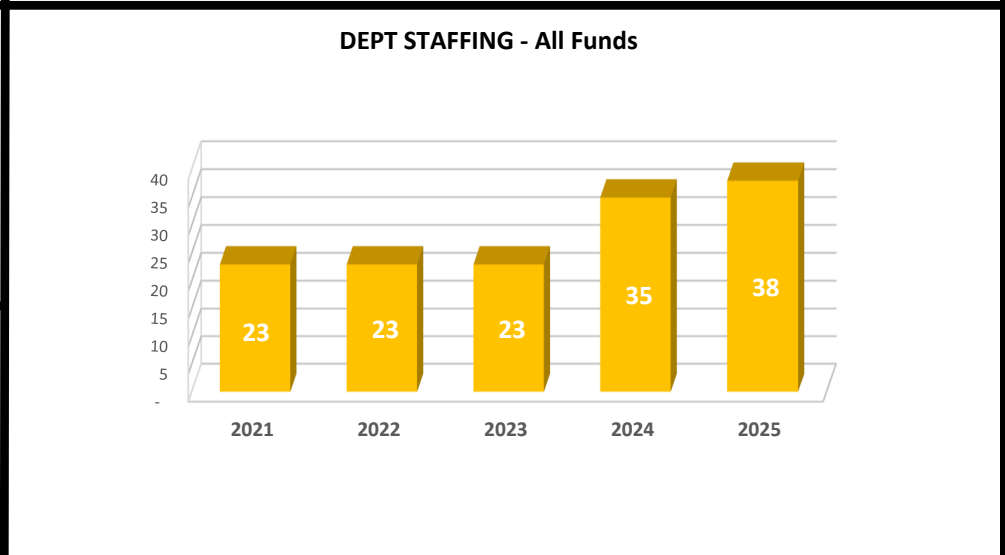
Department at a Glance ~ DEVELOPMENT SERVICES ~

EXPENSE BY DIVISION / FUND			
General Fund			
	2022-23	2023-24	2024-25
	Actual	Budget	Proposed
Development Services			
0150 Cultural Arts Commission	25,000	34,010	26,788
1701 Comm Dev Admin	481,122	625,454	850,437
1712 Planning	1,777,139	2,093,538	2,343,791
1715 Planning/HP Commission	935	14,925	4,925
1740 Code Enforcement	1,205,238	1,627,730	1,734,129
2521 Building	2,952,960	2,858,647	2,741,398
Dept Total - GF	6,442,395	7,254,304	7,701,468
Other Fund			
	2022-23	2023-24	2024-25
	Actual	Budget	Proposed
F144 Cannabis Community Benefit Fund	-	550,000	500,000
F133 Public Art Fee	528,708	906,378	1,109,941
F431 Permit System	-	6,000	6,000



GENERAL FUND EXPENSE BY CATEGORY

	2022-23	2023-24	2024-25
	Actual	Budget	Proposed
Personnel	2,650,833	4,505,128	5,258,586
Operating	3,111,059	1,274,945	1,257,205
Utilities	15,801	18,379	-
Alloc Costs	664,703	1,057,730	1,185,677
Capital	-	398,122	-
Total	6,442,395	7,254,304	7,701,468



Services Provided

~ Development Services ~

The Development Services Department consists of three divisions: Planning, Building, and Code Compliance. The Planning Division develops policies for land use and development citywide, processes discretionary and administrative land use permits, and staffs the Planning, Historic Preservation, and Cultural Arts Commissions. The Building and Safety Division administers and enforces State and Federal regulations, local ordinances, and model codes related to building construction in the City of Pomona. The Code Compliance Division enforces the City's Municipal Code for property maintenance, unpermitted uses, and other violations to ensure safe, clean, and healthy neighborhoods.

Division Details

Program 0150 – Cultural Arts Commission

The Planning Division provides technical and logistical assistance to the Cultural Arts Commission and its Citizen's Advisory Committee. This program also provides support for annual Cultural Arts events and administers the Art in Public Places Program, which establishes requirements for public art on private development meeting certain thresholds, such as an "in lieu fee" that is used towards the creation of public art citywide.

Program 1701 – Development Services Administration

Development Services Administration provides general oversight, monitoring, technical assistance, resource allocation, and schedule coordination for the Planning, Building & Safety, and Code Compliance Divisions.

Program 1712 – Planning

The Planning Division is responsible for the development of the City of Pomona's General Plan, a policy document to guide future land use in the city, and for the City of Pomona's Zoning Ordinance, which implements these General Plan policies. Planning Staff handles works on current and long-range planning. Current Planning includes daily planning counter service, processing discretionary permits (e.g. conditional use permits), ministerial permits (e.g. landscape plan

checks), plan check review, and fielding general land use and zoning inquiries. Long-range planning includes the development of General Plan updates (e.g. Housing Element), Specific Plan amendments, targeted code amendments (e.g. Waste & Recycling), geographic information systems (GIS) analysis, and demographic research. This includes Planning Staff training and continuing education.

Program 1715 – Planning Commission/Historic Preservation Commission

The Planning Division provides technical and logistical assistance to the Planning Commission and the Historic Preservation Commission. This program provides for Commissioner training and departmental expenses for Commission meetings.

Program 1740 – Code Compliance

The mission of the Code Compliance unit is to promote clean, healthy, and safe neighborhoods in the City of Pomona. The Code Compliance Division enforces the City of Pomona's Municipal Code and Zoning Ordinance and inspects residential, commercial, and industrial properties for violations that may threaten the general public's safety, such as substandard living conditions, dangerous and hazardous structures, and illegal land uses. This work includes, but is not limited to, addressing illegal dumping activities, the closure of medical marijuana dispensaries, pallet recycling center inspections, and neighborhood meetings.

Program 2521 – Building & Safety

Building and Safety Division staff review and inspect all construction projects that require building permits within the City of Pomona. Staff reviews building plans, specifications, engineering calculations and other miscellaneous reports. Staff also inspects new construction for compliance with life and seismic safety requirements in coordination with other City/County Departments such as Planning, Public Works, and the Los Angeles County Fire Department. In addition, staff assists Code Compliance and Police with emergency code inspections and property abatement case protection. These services are to ensure that the life/safety building code requirements are followed for the protection of the entire Pomona community for new construction, renovations, and existing building stock throughout the City. The Division is supported by contract services for as needed Building & Safety services.

CITY OF POMONA

Revenue / Expenditure Report - 3 Year History

101	General Fund	2021-2022	2022-2023	2023-2024	2023-2024	%	2023-2024	%	2024-2025	%
		ACTUALS	ACTUALS	BUDGET	ACTUALS THRU 03/31/2024	ACTUALS/ BUDGET	YEAR-END ESTIMATE	YR END/ BUDGET	BUDGET	BUDGET CHANGE
1700	All Development Services									
40235	Code Enforcement Citations	278,361.33	220,386.55	140,000	62,652.28	45%	80,000	57%	100,000	29-%
	All Fines	278,361.33	220,386.55	140,000	62,652.28	0%	80,000	100%	100,000	29-%
40090	Building Permits	2,118,062.87	2,966,493.69	2,400,000	2,409,122.57	100%	3,000,000	125%	3,000,000	25%
40251	Cannabis Permit Fee	4,994.44	14,732.48	8,000	8,033.04	100%	12,050	151%	8,000	0%
	All Permits	2,123,057.31	2,981,226.17	2,408,000	2,417,155.61	0%	3,012,050	100%	3,008,000	25 %
40050	Plan Check Fee	1,741,570.34	1,409,304.75	2,000,000	826,875.06	41%	1,400,000	70%	1,500,000	25-%
40115	Admin Review Fee	585,979.10	591,730.34	650,000	439,864.21	68%	650,000	100%	650,000	0%
40120	Abate Hazardous Bldg	115,248.04	37,980.78	40,000	42,896.98	107%	65,000	163%	65,000	63%
40125	Major Review Fee	266,540.07	154,351.20	260,000	160,169.43	62%	250,000	96%	160,000	38-%
40660	Vacant Property Reg Fee	4,080.00	12,240.00	15,000	16,413.40	109%	25,000	167%	15,000	0%
40692	CUP Inspection Drawdown Fee	1,083.50	117.75	4,000	379.95	9%	4,000	100%	4,000	0%
	All Fees	2,714,501.05	2,205,724.82	2,969,000	1,486,599.03	0%	2,394,000	100%	2,394,000	19-%
40910	Project/Program Revenue	0.00	167,855.43	32,000	24,664.41	77%	43,811	137%	30,000	6-%
42330	Restitution/Settlement	23,458.04	0.00	0	0.00	0%	0	0%	0	0%
	All Other Misc Revenue	23,458.04	167,855.43	32,000	24,664.41	0%	43,811	100%	30,000	6-%
40625	Code Enforcement Svcs	100,000.00	100,000.00	100,000	100,000.00	100%	100,000	100%	100,000	0%
	All Charges for Services	100,000.00	100,000.00	100,000	100,000.00	0%	100,000	100%	100,000	0 %
80881	Trnsf frm American Rescue Plan	89,500.00	0.00	0	0.00	0%	0	0%	0	0%
	All Transfers In	89,500.00	0.00	0	0.00	0%	0	100%	0	0 %
	Total Revenue	5,328,877.73	5,675,192.97	5,649,000.00	4,091,071.33	0%	5,629,861	100%	5,632,000	0 %
51006	Proposed Staffing Changes	0.00	0.00	0	0.00	0%	0	0%	147,379	0%
51012	Earnings & Benefits	2,319,482.98	2,578,073.21	4,397,718	2,414,640.64	55%	3,932,599	89%	4,983,932	13%
51030	All Overtime - Non Sworn	26,784.39	32,512.12	37,000	24,624.36	67%	37,000	100%	42,000	14%
51040	Hourly	29,610.61	12,553.50	42,580	18,677.67	44%	26,000	61%	44,262	4%
51042	Holiday - Non Sworn	1,182.53	39.73	4,139	2,139.00	52%	2,639	64%	4,139	0%
51059	Retirement/Termination Payout	0.00	14,813.25	0	3,981.48	0%	3,982	0%	0	0%
51066	Callback Pay	0.00	0.00	650	0.00	0%	1,150	177%	1,650	154%
51080	Total Buybacks	5,055.38	12,841.08	23,041	37,586.72	163%	39,197	170%	35,224	53%
	Total Staffing	2,382,115.89	2,650,832.89	4,505,128	2,501,649.87	56%	4,042,567	90%	5,258,586	17%

CITY OF POMONA

Revenue / Expenditure Report - 3 Year History

101	General Fund	2021-2022	2022-2023	2023-2024	2023-2024	%	2023-2024	%	2024-2025	%
		ACTUALS	ACTUALS	BUDGET	ACTUALS THRU 03/31/2024	ACTUALS/ BUDGET	YEAR-END ESTIMATE	YR END/ BUDGET	BUDGET	BUDGET CHANGE
52060	Office Supplies	7,152.25	6,400.11	10,769	6,723.05	62%	10,769	100%	11,580	8%
52063	Postage	16,224.44	11,812.08	24,100	17,491.01	73%	19,100	79%	23,200	4-%
52064	Printing & Copying	3,947.15	3,507.59	8,820	3,071.59	35%	8,820	100%	9,820	11%
52080	Other Expense	830.57	493.67	1,120	42.75	4%	1,120	100%	1,120	0%
52090	Mileage Reimbursement	0.00	0.00	700	0.00	0%	700	100%	700	0%
52130	Prof Development - Training	7,793.64	14,156.04	56,760	20,316.25	36%	56,760	100%	64,000	13%
52140	Dues, Subscriptions & Certs	6,766.62	4,755.82	11,661	7,546.71	65%	11,661	100%	12,625	8%
52190	Community Programs	0.00	0.00	2,836	516.38	18%	2,836	100%	2,836	0%
52191	Advertising	22,608.16	14,508.74	15,000	7,600.17	51%	15,000	100%	12,000	20-%
52285	Controllable Contract Services	26,671.53-	155,632.74	145,824	38,983.97	27%	146,824	101%	104,824	28-%
52323	Outside Legal Services	15,120.45	17,956.85	40,000	27,639.78	69%	40,000	100%	40,000	0%
52350	Departmental Expense	987.21	600.63	2,000	704.72	35%	2,000	100%	2,000	0%
52375	Uniforms	1,447.12	1,079.49	2,956	2,143.91	73%	2,956	100%	3,700	25%
52402	Small Tools & Equipment	11,235.45	9,587.43	11,249	2,981.67	27%	3,453	31%	4,600	59-%
52403	Computer Related Acquisitions	6,562.58	8,390.51	9,536	1,380.37	14%	9,536	100%	0	0%
52460	In-Service Training	0.00	0.00	225	0.00	0%	0	0%	0	0%
52581	Office Equip Maint/Repair	4,455.98	4,550.09	6,600	2,466.88	37%	6,600	100%	7,200	9%
52620	Activity Program Supplies	701.39	0.00	6,049	4,531.27	75%	5,000	83%	0	0%
52621	Art Registry	0.00	0.00	0	0.00	0%	300	0%	0	0%
52902	Safety Training & Equip	1,154.10	871.41	2,757	1,556.47	56%	2,757	100%	3,000	9%
52930	Contract - Bldg & Safety	2,509,231.62	2,770,769.74	850,000	569,619.60	67%	850,000	100%	885,000	4%
52940	Abate Hazardous Buildings	30,775.40	62,828.95	51,983	15,968.27	31%	60,000	115%	60,000	15%
	Total Controllable Exp	2,620,322.60	3,087,901.89	1,260,945	731,284.82	58%	1,256,192	100%	1,248,205	1-%
52081	Off-Site Storage	4,530.33	5,311.72	6,500	3,089.25	48%	5,500	85%	6,500	0%
52461	Tuition Reimbursement	2,500.00	2,500.00	7,500	0.00	0%	7,500	100%	2,500	67-%
59989	Permit Refunds-Prior Year	29,023.50	15,344.89	0	19,051.00	0%	19,051	0%	0	0%
	Total Required Exp	36,053.83	23,156.61	14,000	22,140.25	158%	32,051	229%	9,000	36-%
52121	Telephone Service Expense	1,937.75	1,019.19	0	0.00	0%	0	0%	0	0%
52123	Desk Phone Expense	2,743.21	4,253.04	3,964	1,583.98	40%	3,964	100%	0	0%
52128	Cellular Phones	5,874.93	6,734.14	9,990	7,771.94	78%	10,990	110%	0	0%
52151	Air Cards	3,620.03	3,794.13	4,425	2,887.30	65%	4,425	100%	0	0%

CITY OF POMONA

Revenue / Expenditure Report - 3 Year History

101	General Fund	2021-2022	2022-2023	2023-2024	2023-2024	%	2023-2024	%	2024-2025	%
		ACTUALS	ACTUALS	BUDGET	ACTUALS THRU 03/31/2024	ACTUALS/ BUDGET	YEAR-END ESTIMATE	YR END/ BUDGET	BUDGET	BUDGET CHANGE
	Total Utilities	14,175.92	15,800.50	18,379	12,243.22	67%	19,379	105%	0	0%
52185	Info Systems Allocation	104,303.56	132,950.00	175,837	133,182.15	76%	175,837	100%	242,048	38%
52235	Claims Exp - Liab	42,327.00	32,970.00	47,628	35,721.00	75%	47,628	100%	22,226	53-%
52245	Liab Admin Alloc	103,354.63	121,227.00	241,657	181,242.63	75%	241,657	100%	291,127	20%
52246	Unempl Admin Alloc	283.48	316.00	545	408.60	75%	545	100%	568	4%
52247	WC Admin Alloc	29,501.28	37,982.00	76,030	57,022.38	75%	76,030	100%	65,702	14-%
52420	Fleet Operation	16,976.00	29,663.00	49,733	37,299.69	75%	49,733	100%	103,176	107%
53921	POB Allocation	233,872.00	309,595.00	466,300	349,725.06	75%	466,300	100%	460,830	1-%
	Total Alloc Costs & Self Ins	530,617.95	664,703.00	1,057,730	794,601.51	75%	1,057,730	100%	1,185,677	12%
66180	Furniture & Equipment	0.00	0.00	2,204	0.00	0%	2,204	100%	0	0%
66182	Automobiles & Trucks	0.00	0.00	395,918	376,590.32	95%	377,189	95%	0	0%
	Total Capital	0.00	0.00	398,122	376,590.32	95%	379,393	95%	0	0%
	Total Transfer Out	0.00	0.00	0	0.00	0%	0	0%	0	0%
Total Expense:		5,583,286.19	6,442,394.89	7,254,304	4,438,509.99	61 %	6,787,312	94 %	7,701,468	6%
Net: All Development Services		254,408.46-	767,201.92-	1,605,304-	347,438.66-		1,157,451-		2,069,468-	

Line Item Details by Division

CITY OF POMONA

Revenue / Expenditure Report - 3 Year History

101	General Fund	2021-2022	2022-2023	2023-2024	2023-2024	%	2023-2024	%	2024-2025	%
		ACTUALS	ACTUALS	BUDGET	ACTUALS THRU 03/31/2024	ACTUALS/ BUDGET	YEAR-END ESTIMATE	YR END/ BUDGET	BUDGET	BUDGET CHANGE
		-----	-----	-----	-----	-----	-----	-----	-----	-----
0150	Cultural Arts Commission									
80881	Trnsf frm American Rescue Plan	500.00	0.00	0	0.00	0%	0	0%	0	0%
	All Transfers In	500.00	0.00	0	0.00	0%	0	0%	0	0%
	Total Revenue	----- 500.00	----- 0.00	----- 0.00	----- 0.00	----- 0%	----- 0	----- 0%	----- 0	----- 0%
51012	Earnings & Benefits	12,150.11	20,851.97	21,691	16,174.36	75%	21,691	100%	20,662	5-%
51030	All Overtime - Non Sworn	4.37	0.00	0	0.00	0%	0	0%	0	0%
51080	Total Buybacks	0.00	0.00	1,251	1,250.65	100%	1,251	100%	1,300	4%
	Total Staffing	12,154.48	20,851.97	22,942	17,425.01	76%	22,942	100%	21,962	4-%
52064	Printing & Copying	236.00	20.95	500	8.04	2%	500	100%	500	0%
52080	Other Expense	830.57	493.67	1,000	42.75	4%	1,000	100%	1,000	0%
52620	Activity Program Supplies	701.39	0.00	6,049	4,531.27	75%	5,000	83%	0	0%
52621	Art Registry	0.00	0.00	0	0.00	0%	300	0%	0	0%
	Total Controllable Exp	1,767.96	514.62	7,549	4,582.06	61%	6,800	90%	1,500	80-%
52185	Info Systems Allocation	734.52	469.00	328	245.97	75%	328	100%	419	28%
52245	Liab Admin Alloc	979.07	572.00	679	509.22	75%	679	100%	812	20%
52246	Unempl Admin Alloc	2.95	1.00	2	1.44	72%	2	100%	2	0%
52247	WC Admin Alloc	278.95	179.00	213	159.75	75%	213	100%	183	14-%
53921	POB Allocation	3,072.00	2,412.00	2,297	1,722.78	75%	2,297	100%	1,910	17-%
	Total Alloc Costs & Self Ins	5,067.49	3,633.00	3,519	2,639.16	75%	3,519	100%	3,326	5-%
	Total Expense:	----- 18,989.93	----- 24,999.59	----- 34,010	----- 24,646.23	----- 72 %	----- 33,261	----- 98 %	----- 26,788	----- 21-%
	Net: Cultural Arts Commission	18,489.93-	24,999.59-	34,010-	24,646.23-		33,261-		26,788-	

CITY OF POMONA

Revenue / Expenditure Report - 3 Year History

101	General Fund	2021-2022	2022-2023	2023-2024	2023-2024	%	2023-2024	%	2024-2025	%
		ACTUALS	ACTUALS	BUDGET	ACTUALS THRU 03/31/2024	ACTUALS/ BUDGET	YEAR-END ESTIMATE	YR END/ BUDGET	BUDGET	BUDGET CHANGE
		-----	-----	-----	-----	-----	-----	-----	-----	-----
1701	Community Dev Admin									
80881	Trnsf frm American Rescue Plan	5,000.00	0.00	0	0.00	0%	0	0%	0	0%
	All Transfers In	5,000.00	0.00	0	0.00	0%	0	0%	0	0%
	Total Revenue	----- 5,000.00	----- 0.00	----- 0.00	----- 0.00	----- 0%	----- 0	----- 0%	----- 0	----- 0%
51012	Earnings & Benefits	375,126.29	391,536.21	530,831	270,104.10	51%	418,053	79%	688,402	30%
51080	Total Buybacks	0.00	7,959.48	7,766	19,118.06	246%	19,118	246%	15,000	93%
	Total Staffing	375,126.29	399,495.69	538,597	289,222.16	54%	437,171	81%	703,402	31%
52060	Office Supplies	600.00	550.83	600	458.26	76%	600	100%	600	0%
52063	Postage	33.57	0.00	200	0.00	0%	200	100%	300	50%
52064	Printing & Copying	2.81	12.58	320	146.04	46%	320	100%	320	0%
52130	Prof Development - Training	869.26	3,381.96	6,000	4,932.85	82%	6,000	100%	6,000	0%
52140	Dues, Subscriptions & Certs	694.02	115.02	1,500	579.00	39%	1,500	100%	1,500	0%
	Total Controllable Exp	2,194.04	4,060.39	8,620	6,116.15	71%	8,620	100%	8,720	1%
52461	Tuition Reimbursement	0.00	2,500.00	2,500	0.00	0%	2,500	100%	2,500	0%
	Total Required Exp	0.00	2,500.00	2,500	0.00	0%	2,500	100%	2,500	0%
52123	Desk Phone Expense	326.57	506.30	441	188.53	43%	441	100%	0	0%
	Total Utilities	326.57	506.30	441	188.53	43%	441	100%	0	0%
52185	Info Systems Allocation	10,495.99	13,580.00	12,860	9,644.94	75%	12,860	100%	20,008	56%
52235	Claims Exp - Liab	0.00	0.00	0	0.00	0%	0	0%	22,226	0%
52245	Liab Admin Alloc	9,782.88	11,436.00	13,569	10,176.75	75%	13,569	100%	24,357	80%
52246	Unempl Admin Alloc	26.49	30.00	31	23.22	75%	31	100%	48	55%
52247	WC Admin Alloc	2,792.64	3,583.00	4,269	3,201.75	75%	4,269	100%	5,497	29%
53921	POB Allocation	34,030.00	45,931.00	44,567	33,425.28	75%	44,567	100%	63,679	43%
	Total Alloc Costs & Self Ins	57,128.00	74,560.00	75,296	56,471.94	75%	75,296	100%	135,815	80%

CITY OF POMONA

Revenue / Expenditure Report - 3 Year History

101	General Fund	2021-2022 ACTUALS	2022-2023 ACTUALS	2023-2024 BUDGET	2023-2024 ACTUALS THRU 03/31/2024	% ACTUALS/ BUDGET	2023-2024 YEAR-END ESTIMATE	% YR END/ BUDGET	2024-2025 BUDGET	% BUDGET CHANGE
		-----	-----	-----	-----	-----	-----	-----	-----	-----
	Total Expense:	434,774.90	481,122.38	625,454	351,998.78	56 %	524,028	84 %	850,437	36%
	Net: Community Dev Admin	429,774.90-	481,122.38-	625,454-	351,998.78-		524,028-		850,437-	

CITY OF POMONA

Revenue / Expenditure Report - 3 Year History

101	General Fund	2021-2022	2022-2023	2023-2024	2023-2024	%	2023-2024	%	2024-2025	%
		ACTUALS	ACTUALS	BUDGET	ACTUALS THRU 03/31/2024	ACTUALS/ BUDGET	YEAR-END ESTIMATE	YR END/ BUDGET	BUDGET	BUDGET CHANGE
1712	Planning									
40251	Cannabis Permit Fee	4,994.44	14,732.48	8,000	8,033.04	100%	12,050	151%	8,000	0%
	All Permits	4,994.44	14,732.48	8,000	8,033.04	0%	12,050	99%	8,000	0%
40115	Admin Review Fee	585,979.10	591,730.34	650,000	439,864.21	68%	650,000	100%	650,000	0%
40125	Major Review Fee	266,540.07	154,351.20	260,000	160,169.43	62%	250,000	96%	160,000	38-%
40692	CUP Inspection Drawdown Fee	580.00	117.75	2,000	379.95	19%	2,000	100%	2,000	0%
	All Fees	853,099.17	746,199.29	912,000	600,413.59	0%	902,000	99%	812,000	11-%
40910	Project/Program Revenue	0.00	167,855.43	0	0.00	0%	0	0%	0	0%
	All Other Misc Revenue	0.00	167,855.43	0	0.00	0%	0	99%	0	0%
80881	Trnsf frm American Rescue Plan	49,500.00	0.00	0	0.00	0%	0	0%	0	0%
	All Transfers In	49,500.00	0.00	0	0.00	0%	0	99%	0	0%
	Total Revenue	907,593.61	928,787.20	920,000.00	608,446.63	0%	914,050	99%	820,000	11-%
51006	Proposed Staffing Changes	0.00	0.00	0	0.00	0%	0	0%	147,379	0%
51012	Earnings & Benefits	1,251,533.34	1,325,911.96	1,541,472	998,037.45	65%	1,476,472	96%	1,626,441	6%
51030	All Overtime - Non Sworn	19,545.40	20,169.96	15,000	14,404.86	96%	15,000	100%	15,000	0%
51040	Hourly	29,610.61	12,553.50	42,580	18,677.67	44%	26,000	61%	44,262	4%
51042	Holiday - Non Sworn	122.95	0.00	500	0.00	0%	500	100%	500	0%
51059	Retirement/Termination Payout	0.00	0.00	0	2,415.48	0%	2,416	0%	0	0%
51080	Total Buybacks	2,782.64	0.00	7,800	11,803.41	151%	11,804	151%	11,900	53%
	Total Staffing	1,303,594.94	1,358,635.42	1,607,352	1,045,338.87	65%	1,532,192	95%	1,845,482	15%
52060	Office Supplies	2,944.58	2,919.37	3,689	1,871.39	51%	3,689	100%	4,000	8%
52063	Postage	5,937.00	3,098.11	6,500	5,684.50	87%	6,500	100%	7,500	15%
52064	Printing & Copying	2,767.62	2,149.69	4,000	1,527.44	38%	4,000	100%	4,200	5%
52090	Mileage Reimbursement	0.00	0.00	200	0.00	0%	200	100%	200	0%
52130	Prof Development - Training	1,926.66	5,499.52	10,000	4,303.69	43%	10,000	100%	15,000	50%
52140	Dues, Subscriptions & Certs	4,812.60	3,440.80	6,100	4,400.71	72%	6,100	100%	6,100	0%
52190	Community Programs	0.00	0.00	2,836	516.38	18%	2,836	100%	2,836	0%
52191	Advertising	22,608.16	14,508.74	15,000	7,600.17	51%	15,000	100%	12,000	20-%
52285	Controllable Contract Services	13,100.00	38,863.71	79,824	32,245.37	40%	79,824	100%	79,824	0%
52350	Departmental Expense	462.41	166.06	1,000	394.83	39%	1,000	100%	1,000	0%

CITY OF POMONA

Revenue / Expenditure Report - 3 Year History

101	General Fund	2021-2022	2022-2023	2023-2024	2023-2024	%	2023-2024	%	2024-2025	%
		ACTUALS	ACTUALS	BUDGET	ACTUALS THRU 03/31/2024	ACTUALS/ BUDGET	YEAR-END ESTIMATE	YR END/ BUDGET	BUDGET	BUDGET CHANGE
52402	Small Tools & Equipment	10,807.64	6,337.62	250	250.00	100%	250	100%	300	20%
52403	Computer Related Acquisitions	0.00	4,183.83	1,000	0.00	0%	1,000	100%	0	0%
52581	Office Equip Maint/Repair	2,236.67	2,079.98	4,000	1,180.41	30%	4,000	100%	4,000	0%
	Total Controllable Exp	67,603.34	83,247.43	134,399	59,974.89	45%	134,399	100%	136,960	2%
52081	Off-Site Storage	4,530.33	5,311.72	6,500	3,089.25	48%	5,500	85%	6,500	0%
52461	Tuition Reimbursement	2,500.00	0.00	0	0.00	0%	0	0%	0	0%
59989	Permit Refunds-Prior Year	29,023.50	15,344.89	0	19,051.00	0%	19,051	0%	0	0%
	Total Required Exp	36,053.83	20,656.61	6,500	22,140.25	341%	24,551	378%	6,500	0%
52121	Telephone Service Expense	674.06	344.85	0	0.00	0%	0	0%	0	0%
52123	Desk Phone Expense	914.40	1,417.69	1,321	527.97	40%	1,321	100%	0	0%
52128	Cellular Phones	1,326.76	2,825.38	3,000	2,928.05	98%	4,000	133%	0	0%
	Total Utilities	2,915.22	4,587.92	4,321	3,456.02	80%	5,321	123%	0	0%
52185	Info Systems Allocation	49,456.47	65,368.00	54,075	40,556.25	75%	54,075	100%	77,843	44%
52235	Claims Exp - Liab	550.00	1.00	0	0.00	0%	0	0%	0	0%
52245	Liab Admin Alloc	54,685.02	66,046.00	77,129	57,846.69	75%	77,129	100%	101,546	32%
52246	Unempl Admin Alloc	150.07	172.00	173	129.69	75%	173	100%	198	14%
52247	WC Admin Alloc	15,609.12	20,693.00	24,267	18,200.25	75%	24,267	100%	22,917	6-%
52420	Fleet Operation	0.00	0.00	0	0.00	0%	0	0%	1,916	0%
53921	POB Allocation	119,511.00	157,732.00	150,322	112,741.47	75%	150,322	100%	150,429	0%
	Total Alloc Costs & Self Ins	239,961.68	310,012.00	305,966	229,474.35	75%	305,966	100%	354,849	16%
66182	Automobiles & Trucks	0.00	0.00	35,000	34,720.73	99%	34,721	99%	0	0%
	Total Capital	0.00	0.00	35,000	34,720.73	99%	34,721	99%	0	0%
	Total Transfer Out	0.00	0.00	0	0.00	0%	0	0%	0	0%
Total Expense:		1,650,129.01	1,777,139.38	2,093,538	1,395,105.11	67 %	2,037,150	97 %	2,343,791	12%

5/2/2024

CITY OF POMONA

Report No. 1234

Revenue / Expenditure Report - 3 Year History

4:56:27PM

101	General Fund	2021-2022 ACTUALS	2022-2023 ACTUALS	2023-2024 BUDGET	2023-2024 ACTUALS THRU 03/31/2024	% ACTUALS/ BUDGET	2023-2024 YEAR-END ESTIMATE	% YR END/ BUDGET	2024-2025 BUDGET	% BUDGET CHANGE
Net: Planning		742,535.40-	848,352.18-	1,173,538-	786,658.48-		1,123,100-		1,523,791-	

CITY OF POMONA

Revenue / Expenditure Report - 3 Year History

101	General Fund	2021-2022 ACTUALS	2022-2023 ACTUALS	2023-2024 BUDGET	2023-2024 ACTUALS THRU 03/31/2024	% ACTUALS/ BUDGET	2023-2024 YEAR-END ESTIMATE	% YR END/ BUDGET	2024-2025 BUDGET	% BUDGET CHANGE
1715	Planning/Hist&Pres Commissions									
52130	Prof Development - Training	250.00	500.00	3,000	1,725.00	58%	3,000	100%	3,000	0%
52140	Dues, Subscriptions & Certs	500.00	0.00	1,425	0.00	0%	1,425	100%	1,425	0%
52285	Controllable Contract Services	0.00	0.00	10,000	0.00	0%	6,000	60%	0	0%
52350	Departmental Expense	524.80	434.57	500	0.00	0%	500	100%	500	0%
	Total Controllable Exp	1,274.80	934.57	14,925	1,725.00	12%	10,925	73%	4,925	67%
Total Expense:		1,274.80	934.57	14,925	1,725.00	12 %	10,925	73 %	4,925	67-%
Net: Planning/Hist&Pres		1,274.80-	934.57-	14,925-	1,725.00-		10,925-		4,925-	

CITY OF POMONA

Revenue / Expenditure Report - 3 Year History

101	General Fund	2021-2022	2022-2023	2023-2024	2023-2024	%	2023-2024	%	2024-2025	%
		ACTUALS	ACTUALS	BUDGET	ACTUALS THRU 03/31/2024	ACTUALS/ BUDGET	YEAR-END ESTIMATE	YR END/ BUDGET	BUDGET	BUDGET CHANGE
1740	Code Compliance									
40235	Code Enforcement Citations	278,361.33	220,386.55	140,000	62,652.28	45%	80,000	57%	100,000	29-%
	All Fines	278,361.33	220,386.55	140,000	62,652.28	0%	80,000	92%	100,000	29-%
40120	Abate Hazardous Bldg	115,248.04	37,980.78	40,000	42,896.98	107%	65,000	163%	65,000	63%
40660	Vacant Property Reg Fee	4,080.00	12,240.00	15,000	16,413.40	109%	25,000	167%	15,000	0%
40692	CUP Inspection Drawdown Fee	503.50	0.00	2,000	0.00	0%	2,000	100%	2,000	0%
	All Fees	119,831.54	50,220.78	57,000	59,310.38	0%	92,000	92%	82,000	44 %
42330	Restitution/Settlement	23,458.04	0.00	0	0.00	0%	0	0%	0	0%
	All Other Misc Revenue	23,458.04	0.00	0	0.00	0%	0	92%	0	0 %
40625	Code Enforcement Svcs	100,000.00	100,000.00	100,000	100,000.00	100%	100,000	100%	100,000	0%
	All Charges for Services	100,000.00	100,000.00	100,000	100,000.00	0%	100,000	92%	100,000	0 %
80881	Trnsf frm American Rescue Plan	34,500.00	0.00	0	0.00	0%	0	0%	0	0%
	All Transfers In	34,500.00	0.00	0	0.00	0%	0	92%	0	0 %
	Total Revenue	556,150.91	370,607.33	297,000.00	221,962.66	0%	272,000	92%	282,000	5-%
51012	Earnings & Benefits	680,673.24	710,821.84	994,820	553,353.09	56%	926,479	93%	1,196,428	20%
51030	All Overtime - Non Sworn	7,234.62	12,342.16	12,000	7,240.65	60%	12,000	100%	12,000	0%
51042	Holiday - Non Sworn	1,059.58	39.73	2,139	2,139.00	100%	2,139	100%	2,139	0%
51059	Retirement/Termination Payout	0.00	14,813.25	0	0.00	0%	0	0%	0	0%
51066	Callback Pay	0.00	0.00	150	0.00	0%	150	100%	150	0%
51080	Total Buybacks	2,272.74	4,881.60	6,224	5,414.60	87%	7,024	113%	7,024	13%
	Total Staffing	691,240.18	742,898.58	1,015,333	568,147.34	56%	947,792	93%	1,217,741	20%
52060	Office Supplies	1,607.67	1,310.96	1,980	1,382.21	70%	1,980	100%	1,980	0%
52063	Postage	10,177.14	8,620.12	17,000	11,792.15	69%	12,000	71%	15,000	12-%
52064	Printing & Copying	262.47	471.43	800	354.64	44%	800	100%	800	0%
52080	Other Expense	0.00	0.00	120	0.00	0%	120	100%	120	0%
52130	Prof Development - Training	4,747.72	4,774.56	5,000	4,331.32	87%	5,000	100%	10,000	100%
52140	Dues, Subscriptions & Certs	760.00	1,200.00	1,136	1,100.00	97%	1,136	100%	1,600	41%
52285	Controllable Contract Services	39,771.53-	113,019.03	0	0.00	0%	5,000	0%	0	0%
52323	Outside Legal Services	15,120.45	17,956.85	40,000	27,639.78	69%	40,000	100%	40,000	0%

CITY OF POMONA

Revenue / Expenditure Report - 3 Year History

101	General Fund	2021-2022	2022-2023	2023-2024	2023-2024	%	2023-2024	%	2024-2025	%
		ACTUALS	ACTUALS	BUDGET	ACTUALS THRU 03/31/2024	ACTUALS/ BUDGET	YEAR-END ESTIMATE	YR END/ BUDGET	BUDGET	BUDGET CHANGE
52375	Uniforms	1,447.12	1,079.49	1,956	1,893.91	97%	1,956	100%	2,700	38%
52402	Small Tools & Equipment	427.81	378.90	8,499	502.22	6%	703	8%	800	91-%
52403	Computer Related Acquisitions	61.36	1,031.48	1,036	282.61	27%	1,036	100%	0	0%
52460	In-Service Training	0.00	0.00	225	0.00	0%	0	0%	0	0%
52581	Office Equip Maint/Repair	1,896.52	1,929.11	2,000	1,103.79	55%	2,000	100%	2,200	10%
52902	Safety Training & Equip	1,154.10	871.41	2,757	1,556.47	56%	2,757	100%	3,000	9%
52940	Abate Hazardous Buildings	30,775.40	62,828.95	51,983	15,968.27	31%	60,000	115%	60,000	15%
	Total Controllable Exp	28,666.23	215,472.29	134,492	67,907.37	50%	134,488	100%	138,200	3%
52121	Telephone Service Expense	1,263.69	674.34	0	0.00	0%	0	0%	0	0%
52123	Desk Phone Expense	587.85	911.38	793	339.46	43%	793	100%	0	0%
52128	Cellular Phones	4,548.17	3,908.76	4,750	3,641.86	77%	4,750	100%	0	0%
52151	Air Cards	3,620.03	3,794.13	4,200	2,779.42	66%	4,200	100%	0	0%
	Total Utilities	10,019.74	9,288.61	9,743	6,760.74	69%	9,743	100%	0	0%
52185	Info Systems Allocation	39,150.02	47,583.00	63,586	48,993.99	77%	63,586	100%	82,499	30%
52245	Liab Admin Alloc	37,907.66	43,173.00	75,649	56,736.72	75%	75,649	100%	75,102	1-%
52246	Unempl Admin Alloc	103.97	113.00	171	128.25	75%	171	100%	146	15-%
52247	WC Admin Alloc	10,820.57	13,527.00	23,801	17,850.69	75%	23,801	100%	16,949	29-%
52420	Fleet Operation	16,976.00	29,663.00	49,733	37,299.69	75%	49,733	100%	92,961	87%
53921	POB Allocation	77,259.00	103,520.00	128,100	96,075.00	75%	128,100	100%	110,531	14-%
	Total Alloc Costs & Self Ins	182,217.22	237,579.00	341,040	257,084.34	75%	341,040	100%	378,188	11%
66180	Furniture & Equipment	0.00	0.00	2,204	0.00	0%	2,204	100%	0	0%
66182	Automobiles & Trucks	0.00	0.00	124,918	105,869.59	85%	106,468	85%	0	0%
	Total Capital	0.00	0.00	127,122	105,869.59	83%	108,672	85%	0	0%
Total Expense:		912,143.37	1,205,238.48	1,627,730	1,005,769.38	62 %	1,541,735	95 %	1,734,129	7%
Net: Code Compliance		355,992.46-	834,631.15-	1,330,730-	783,806.72-		1,269,735-		1,452,129-	

CITY OF POMONA

Revenue / Expenditure Report - 3 Year History

101	General Fund	2021-2022	2022-2023	2023-2024	2023-2024	%	2023-2024	%	2024-2025	%
		ACTUALS	ACTUALS	BUDGET	ACTUALS THRU 03/31/2024	ACTUALS/ BUDGET	YEAR-END ESTIMATE	YR END/ BUDGET	BUDGET	BUDGET CHANGE
		-----	-----	-----	-----	-----	-----	-----	-----	-----
2521	Building									
40090	Building Permits	2,118,062.87	2,966,493.69	2,400,000	2,409,122.57	100%	3,000,000	125%	3,000,000	25%
	All Permits	2,118,062.87	2,966,493.69	2,400,000	2,409,122.57	0%	3,000,000	100%	3,000,000	25%
40050	Plan Check Fee	1,741,570.34	1,409,304.75	2,000,000	826,875.06	41%	1,400,000	70%	1,500,000	25-%
	All Fees	1,741,570.34	1,409,304.75	2,000,000	826,875.06	0%	1,400,000	100%	1,500,000	25-%
40910	Project/Program Revenue	0.00	0.00	32,000	24,664.41	77%	43,811	137%	30,000	6-%
	All Other Misc Revenue	0.00	0.00	32,000	24,664.41	0%	43,811	100%	30,000	6-%
	Total Revenue	3,859,633.21	4,375,798.44	4,432,000.00	3,260,662.04	0%	4,443,811	100%	4,530,000	2%
51012	Earnings & Benefits	0.00	128,951.23	1,308,904	576,971.64	44%	1,089,904	83%	1,451,999	11%
51030	All Overtime - Non Sworn	0.00	0.00	10,000	2,978.85	30%	10,000	100%	15,000	50%
51042	Holiday - Non Sworn	0.00	0.00	1,500	0.00	0%	0	0%	1,500	0%
51059	Retirement/Termination Payout	0.00	0.00	0	1,566.00	0%	1,566	0%	0	0%
51066	Callback Pay	0.00	0.00	500	0.00	0%	1,000	200%	1,500	200%
	Total Staffing	0.00	128,951.23	1,320,904	581,516.49	44%	1,102,470	83%	1,469,999	11%
52060	Office Supplies	2,000.00	1,618.95	4,500	3,011.19	67%	4,500	100%	5,000	11%
52063	Postage	76.73	93.85	400	14.36	4%	400	100%	400	0%
52064	Printing & Copying	683.87	852.94	3,200	1,035.43	32%	3,200	100%	4,000	25%
52090	Mileage Reimbursement	0.00	0.00	500	0.00	0%	500	100%	500	0%
52130	Prof Development - Training	0.00	0.00	32,760	5,023.39	15%	32,760	100%	30,000	8-%
52140	Dues, Subscriptions & Certs	0.00	0.00	1,500	1,467.00	98%	1,500	100%	2,000	33%
52285	Controllable Contract Services	0.00	3,750.00	56,000	6,738.60	12%	56,000	100%	25,000	55-%
52350	Departmental Expense	0.00	0.00	500	309.89	62%	500	100%	500	0%
52375	Uniforms	0.00	0.00	1,000	250.00	25%	1,000	100%	1,000	0%
52402	Small Tools & Equipment	0.00	2,870.91	2,500	2,229.45	89%	2,500	100%	3,500	40%
52403	Computer Related Acquisitions	6,501.22	3,175.20	7,500	1,097.76	15%	7,500	100%	0	0%
52581	Office Equip Maint/Repair	322.79	541.00	600	182.68	30%	600	100%	1,000	67%
52930	Contract - Bldg & Safety	2,509,231.62	2,770,769.74	850,000	569,619.60	67%	850,000	100%	885,000	4%
	Total Controllable Exp	2,518,816.23	2,783,672.59	960,960	590,979.35	61%	960,960	100%	957,900	0%

CITY OF POMONA

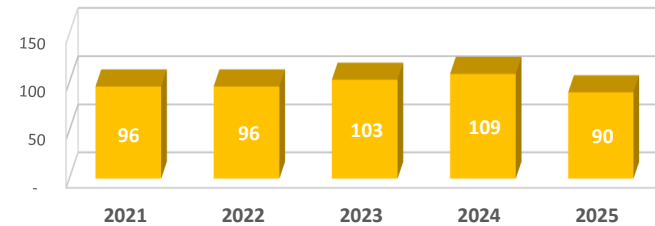
Revenue / Expenditure Report - 3 Year History

101	General Fund	2021-2022	2022-2023	2023-2024	2023-2024	%	2023-2024	%	2024-2025	%
		ACTUALS	ACTUALS	BUDGET	ACTUALS THRU 03/31/2024	ACTUALS/ BUDGET	YEAR-END ESTIMATE	YR END/ BUDGET	BUDGET	BUDGET CHANGE
52461	Tuition Reimbursement	0.00	0.00	5,000	0.00	0%	5,000	100%	0	0%
	Total Required Exp	0.00	0.00	5,000	0.00	0%	5,000	100%	0	0%
52123	Desk Phone Expense	914.39	1,417.67	1,409	528.02	37%	1,409	100%	0	0%
52128	Cellular Phones	0.00	0.00	2,240	1,202.03	54%	2,240	100%	0	0%
52151	Air Cards	0.00	0.00	225	107.88	48%	225	100%	0	0%
	Total Utilities	914.39	1,417.67	3,874	1,837.93	47%	3,874	100%	0	0%
52185	Info Systems Allocation	4,466.56	5,950.00	44,988	33,741.00	75%	44,988	100%	61,279	36%
52235	Claims Exp - Liab	41,777.00	32,969.00	47,628	35,721.00	75%	47,628	100%	0	0%
52245	Liab Admin Alloc	0.00	0.00	74,631	55,973.25	75%	74,631	100%	89,310	20%
52246	Unempl Admin Alloc	0.00	0.00	168	126.00	75%	168	100%	174	4%
52247	WC Admin Alloc	0.00	0.00	23,480	17,609.94	75%	23,480	100%	20,156	14-%
52420	Fleet Operation	0.00	0.00	0	0.00	0%	0	0%	8,299	0%
53921	POB Allocation	0.00	0.00	141,014	105,760.53	75%	141,014	100%	134,281	5-%
	Total Alloc Costs & Self Ins	46,243.56	38,919.00	331,909	248,931.72	75%	331,909	100%	313,499	6-%
66182	Automobiles & Trucks	0.00	0.00	236,000	236,000.00	100%	236,000	100%	0	0%
	Total Capital	0.00	0.00	236,000	236,000.00	100%	236,000	100%	0	0%
Total Expense:		2,565,974.18	2,952,960.49	2,858,647	1,659,265.49	58 %	2,640,213	92 %	2,741,398	4-%
Net: Building		1,293,659.03	1,422,837.95	1,573,353	1,601,396.55		1,803,598		1,788,602	

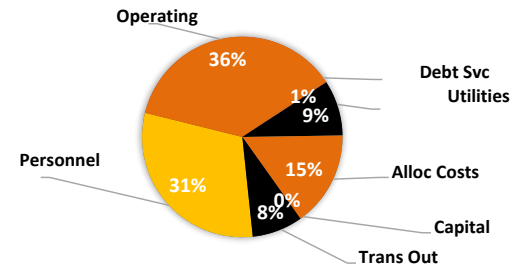
Department at a Glance ~ PUBLIC WORKS ~

EXPENSE BY DIVISION / FUND				EXPENSE BY CATEGORY					
		2022-23	2023-24	2024-25			2022-23	2022-23	2024-25
		Actual	Budget	Proposed			Actual	Budget	Proposed
General Fund									
Public Works									
2501	Public Works Admin	1,833,282	2,318,398	2,378,223		Personnel	2,557,218	3,869,205	4,166,871
2506	General Operations	157,574	330,354	368,605		Operating	3,824,208	4,829,135	4,956,056
2520	Street Maintenance	257,683	375,967	187,638		Debt Svc	138,509	79,032	79,032
2525	Graffiti Abatement	342,198	553,811	518,125		Utilities	948,732	1,204,292	1,219,905
2514	Illegal Dumping Abatement	-	-	241,954		Alloc Costs	1,284,054	2,081,067	2,101,590
2530	Transportation & Dev	900,303	1,214,184	1,240,035		Capital	139,683	434,450	-
2532	Engineering/Construction	873,560	1,220,641	1,090,150		Trans Out	1,111,575	1,109,547	1,114,274
2541	Facilities Maintenance	1,201,665	1,861,781	1,832,805		Total	10,003,979	13,606,728	13,637,728
2562	Traffic Paint & Sign	-	34,646	31,836		Adm Svc Chg	(413,818)	(434,095)	(467,723)
2563	Traffic Sig & Str Light Maint	250,290	356,383	312,865		Total	9,590,161	13,172,633	13,170,005
4011	Parks Landscape Maint	3,329,062	4,014,488	4,273,076					
4035	Parks Facilities Maint	858,361	1,326,075	1,162,416					
Dept Total - Operation		10,003,979	13,606,728	13,637,728					
2590	CIP	5,510,000	2,319,315	1,246,500					
Dept Total - GF		15,513,979	15,926,043	14,884,228					
Special Revenue Funds									
F128	Measure R	1,871,753	3,248,499	2,313,711					
F138	Measure M	1,758,758	3,840,222	3,178,560					
F206	Gas Tax RMRA	3,438,369	3,444,468	3,923,420					
F208	Gas Tax	3,855,104	4,595,121	4,537,282					
F216	Prop A	7,200,650	5,620,879	3,934,602					
F217	Prop C	849,721	3,789,881	3,592,393					
F245	AQMD	397,335	308,838	184,489					
F256	Phillips Ranch Assmt Dist	1,009,268	927,078	924,828					
F135	Other Maint Assmt Dist	272,527	310,294	317,978					
F145	Refuse Administration	-	2,925,892	1,423,638					
F272	TDA Art III (Bike Trail)	100,076	240,431	163,820					
Dept Total - Spec Rev		20,753,561	29,251,603	24,494,721					
Enterprise Funds									
F582	Refuse	11,112,541	279,180	3,831					
F587	Franchise Fee Programs	1,312,150	-	22					
Dept Total - Enterprise		12,424,691	279,180	3,853					
Internal Service Funds									
F669	Equip Maint	4,894,254	4,220,818	4,537,016					
Dept Total - ISF		4,894,254	4,220,818	4,537,016					
Department Total		53,586,484	49,677,644	43,919,818					

DEPT STAFFING - All Funds



OPERATIONS - General Fund



Services Provided

~ PUBLIC WORKS ~

The Public Works Department is responsible for the maintenance and improvements of the City's infrastructure and Capital Improvement Program (CIP). The Department consists of five Divisions: Administration, Engineering, Public Services (Streets and Solid Waste), Parks & Facilities, and Fleet Maintenance.

The Engineering Division is divided into three programs: Engineering and Construction, Transportation and Development, and the Traffic Operations Program. Engineering and Construction provides management of design, engineering, and inspection services for the annual Capital Improvement Program (CIP) for streets, traffic signals, park sites, and other building improvement and inspection for public improvements. Transportation and Development performs traffic engineering services to improve traffic safety and coordination of land development. Traffic Operations maintain traffic signals, street lights, and all underground services.

The Public Services Division consists of Street Maintenance. Street Maintenance includes the maintenance of city streets, sidewalks, bridges, curbs and gutters to support reliable roads and rights-of-way for vehicles and pedestrians.

The Parks and Facilities Division is responsible for landscape, trees, and facility maintenance of all City parks, medians, and facilities.

The Fleet Maintenance Division maintains and repairs all City-owned vehicles and equipment.

Division Details

Program 2501 – Public Works Administration

It is the function of the Administration program to plan, budget, direct, and coordinate the services provided by the Department. Within the General Fund, this administration covers: Street Maintenance, Graffiti Abatement, Homeless Encampment Action Response Team, Transportation and Development, Engineering and Construction, Facility Maintenance, Parks Landscape Maintenance, and Parks Facilities Maintenance.

- 60,776 SF Asphalt Repair
- 2,972 signs replaced and maintained
- 561 street markings painted

Program 2520 – Street Maintenance

The Street Maintenance program maintains City streets, sidewalks, bridges, curbs and gutters, (including the maintenance of the catch basins), and ensures proper conditions for vehicular and pedestrian traffic flows. Responsibilities include: pothole and asphalt repairs, curb, gutter and sidewalk replacement, and pavement repairs. Last year funding was accomplished by:

Program 2525 – Graffiti Abatement

The Graffiti Removal Program removes graffiti from public and private structures throughout the City of Pomona. Graffiti reports are received through phone reports or by field inspections. Graffiti personnel are assigned by geographical areas and actively remove graffiti as it is reported. Funding is provided by a combination of General Fund, Measure M, Measure R, and Gas Tax. Last year, 1,626,253-square feet of graffiti was removed from 54,210 locations

Program 2530 – Transportation and Development

The Transportation and Development program improves traffic safety and development in the community by providing transportation engineering services and land development coordination so that traffic accidents are reduced and quality development occurs in the community. Responsibilities include: traffic engineering services for the City, speed studies, intersection studies of traffic controls, neighborhood traffic control, on-street parking regulations such as time-limit parking, signal timing reviews, traffic calming requests, and roadway lighting improvements.

Funding is provided by general fund and other transportation funds to:

- Provide and manage traffic engineering for public improvements
- Review and process development and traffic control plans for public requirements
- Process various permit requests and dry (gas, phone, electric, cable) utility project submittals
- Perform signal and street lighting operations, maintenance, and management

Program 2532 – Engineering and Construction

The Engineering and Construction program provides design and engineering services for the annual Capital Improvement Program (CIP) for streets, traffic signals, park sites, and other building improvements, as well as inspection for public improvements. Staff is responsible for the management of design, engineering, inspection services, and oversight of consulting engineers and architects.

- Develop CIP projects for Council budget approval
- Project management for CIP and supplemental engineering for City water and sewer
- Provide engineering study, design, and construction management services for the CIP
- Perform inspection of public improvements

Program 2541 – Facilities Maintenance

The Facilities Maintenance program maintains the structural, mechanical, and physical appearance of all City facilities. Maintenance includes repair, alteration, and preventive maintenance of designated City-owned facilities on a daily basis or as the situation warrants. Other responsibilities include overseeing major office and building renovations, contract custodial services, and general building maintenance support, including contracts for various maintenance services.

Program 2553 – SB 1383 Short-Lived Climate Pollutants Act

The SB 1383 Short Lived Climate Pollutants Act program provides for funding to assist the City to be in compliance with this law. As of FY 2023, this is a new program, and going forward, this funding will go towards education and outreach, food recovery programs, enforcement, and containers. Funding for this program is provided through CalRecycle grants and specific fees received as part of the City's solid waste contract with Athens Services.

Program 2562 – Traffic Paint and Sign

The Traffic Paint and Sign program provides for striping and painting along City streets and for street signs. Funding is provided by a combination of General Fund, Measure M, Measure R, and Gas Tax.

Program 2563 – Traffic Signal and Street Light Maintenance

The Traffic Signal and Street Light Maintenance program provides for the maintenance and repair of street and traffic lights throughout the City. Funding is provided by a combination of General Fund, Measure M, Measure R, and Gas Tax.

Program 4011 – Parks Landscape Maintenance

The Parks Landscape Maintenance program is responsible for the landscape maintenance of all City parks, Civic Center and other City plazas, historical sites, all City medians and parkways, open space, various Police Department

facilities, and Metrolink Stations. Services provided include: turf mowing and edging, irrigation system maintenance and repairs, trash and debris removal, daily maintenance of park restrooms and picnic facilities, maintenance of sports facilities (soccer, baseball and softball fields, tennis, handball and basketball courts), backflow maintenance and repair, and green waste recycling. Complete landscape maintenance services for 27 parks, totaling approximately 166 acres.

- Complete landscape maintenance of approximately 32 acres of City medians and parkways
- Weed abatement and landscape maintenance of approximately 140 acres of undeveloped open space

Program 4035 – Parks Facilities Maintenance

The Parks Facilities Maintenance program is responsible for the structural, mechanical, and physical maintenance of all park facilities including restrooms, swimming pools, sports fields and court lighting, walkway lighting, community centers, historical sites and modular buildings, including playground safety inspection and repair.

CITY OF POMONA

Revenue / Expenditure Report - 3 Year History

101	General Fund	2021-2022	2022-2023	2023-2024	2023-2024	%	2023-2024	%	2024-2025	%
		ACTUALS	ACTUALS	BUDGET	ACTUALS THRU 03/31/2024	ACTUALS/ BUDGET	YEAR-END ESTIMATE	YR END/ BUDGET	BUDGET	BUDGET CHANGE
		-----	-----	-----	-----	-----	-----	-----	-----	-----
2500	All Public Works									
40280	Traffic Safety Fines	0.00	0.00	0	1,000.00	0%	1,000	0%	0	0%
	All Fines	0.00	0.00	0	1,000.00	0%	1,000	63%	0	0%
	All Rev from Use of \$ & Prop	0.00	0.00	0	0.00	0%	0	63%	0	0%
40250	Engineering Permits	176,109.29	145,146.10	200,000	153,329.49	77%	200,000	100%	200,000	0%
	All Permits	176,109.29	145,146.10	200,000	153,329.49	0%	200,000	63%	200,000	0%
40050	Plan Check Fee	626,145.33	635,910.22	800,000	232,589.31	29%	400,000	50%	400,000	50-%
40670	Inspection Fees	7,521.00	0.00	0	0.00	0%	0	0%	0	0%
	All Fees	618,624.33	635,910.22	800,000	232,589.31	0%	400,000	63%	400,000	50-%
40424	Damage to City Property	0.00	300.00	0	0.00	0%	0	0%	0	0%
40930	Reimbursement	0.00	0.00	0	12,000.00	0%	12,000	0%	0	0%
	All Other Misc Revenue	0.00	300.00	0	12,000.00	0%	12,000	63%	0	0%
40330	Sale of service	408,292.36	441,982.98	600,000	221,978.02	37%	400,000	67%	400,000	33-%
40360	Street/Engr Misc	20,110.00	29,378.40	40,000	11,551.25	29%	15,000	38%	30,000	25-%
40380	All Other Revenues	14,758.76	9,822.68	7,000	1,661.74	24%	4,610	66%	7,000	0%
40450	Traffic Div Revenue	4,053.07	0.00	0	0.00	0%	0	0%	0	0%
	All Charges for Services	439,108.05	481,184.06	647,000	235,191.01	0%	419,610	63%	437,000	32-%
80881	Trnsf frm American Rescue Plan	95,000.00	10,773.00	0	0.00	0%	0	0%	0	0%
	All Transfers In	95,000.00	10,773.00	0	0.00	0%	0	63%	0	0%
80400	Sale of Capital Assets	6,504.00	800.00	0	250.00	0%	0	0%	0	0%
	All Other Financing Sources	6,504.00	800.00	0	250.00	0%	0	63%	0	0%
	Total Revenue	1,335,345.67	1,274,113.38	1,647,000.00	634,359.81	0%	1,032,610	63%	1,037,000	37-%
51006	Proposed Staffing Changes	0.00	0.00	0	0.00	0%	0	0%	86,251	0%
51012	Earnings & Benefits	2,288,021.50	2,297,777.97	3,538,926	2,224,987.33	63%	3,446,220	97%	3,772,793	7%
51030	All Overtime - Non Sworn	162,256.14	181,146.77	201,810	160,037.76	79%	217,695	108%	141,550	30-%
51040	Hourly	206,889.10	45,874.42	79,448	40,514.96	51%	84,338	106%	138,536	74%
51042	Holiday - Non Sworn	2,440.59	2,064.61	2,030	443.61	22%	1,950	96%	210	90-%
51059	Retirement/Termination Payout	25,995.95	7,546.06	17,376	17,374.24	100%	17,376	100%	0	0%
51066	Callback Pay	941.77	987.28	2,725	881.67	32%	3,685	135%	5,125	88%
51080	Total Buybacks	18,627.19	21,820.45	26,890	26,884.40	100%	26,890	100%	22,406	17-%

CITY OF POMONA

Revenue / Expenditure Report - 3 Year History

101	General Fund	2021-2022 ACTUALS	2022-2023 ACTUALS	2023-2024 BUDGET	2023-2024 ACTUALS THRU 03/31/2024	% ACTUALS/ BUDGET	2023-2024 YEAR-END ESTIMATE	% YR END/ BUDGET	2024-2025 BUDGET	% BUDGET CHANGE
	Total Staffing	2,705,172.24	2,557,217.56	3,869,205	2,471,123.97	64%	3,798,154	98%	4,166,871	8%
52968	Principal Paid	0.00	138,509.48	79,032	39,515.88	50%	79,032	100%	79,032	0%
	Total Debt Service	0.00	138,509.48	79,032	39,515.88	50%	79,032	100%	79,032	0%
51055	Temporary Agency Svcs	0.00	8,525.00	15,426	15,425.80	100%	18,154	118%	10,000	35-%
52060	Office Supplies	10,288.23	10,315.31	15,700	4,275.36	27%	18,600	118%	17,900	14%
52063	Postage	596.09	1,155.79	815	319.86	39%	815	100%	815	0%
52064	Printing & Copying	625.37	722.85	3,520	727.25	21%	2,720	77%	2,720	23-%
52080	Other Expense	3,811.74	0.00	0	0.00	0%	0	0%	0	0%
52082	Other General Expense	2,434.67	1,119.34	5,032	2,997.66	60%	5,000	99%	4,000	21-%
52090	Mileage Reimbursement	93.02	0.00	0	0.00	0%	0	0%	0	0%
52130	Prof Development - Training	11,228.22	23,146.69	39,450	24,543.14	62%	39,450	100%	37,625	5-%
52140	Dues, Subscriptions & Certs	4,970.23	6,193.86	10,540	3,128.29	30%	10,540	100%	7,140	32-%
52170	Building and Yard Repairs	25,316.00	1,407.96	21,400	0.00	0%	21,400	100%	28,000	31%
52173	Vandalism Repair/Replacement	0.00	0.00	7,500	0.00	0%	7,500	100%	7,500	0%
52191	Advertising	3,296.80	2,847.32	3,660	0.00	0%	3,360	92%	3,600	2-%
52197	Public Relations/Info	1,189.72	1,494.98	0	0.00	0%	0	0%	0	0%
52210	Janitorial Supplies	15,050.00	14,783.17	20,544	15,822.85	77%	20,250	99%	20,250	1-%
52262	Playground Area/Equip	28,654.42	39,222.64	55,000	9,033.58	16%	55,000	100%	55,000	0%
52277	Appraisal Services	0.00	0.00	7,000	0.00	0%	1,500	21%	1,500	79-%
52285	Controllable Contract Services	276,624.38	538,667.54	733,689	264,357.27	36%	708,132	97%	621,506	15-%
52350	Departmental Expense	139.86	176.00	200	46.76	23%	200	100%	200	0%
52380	Vehicle Maintenance/Repair	2,351.91	0.00	3,000	0.00	0%	3,000	100%	3,000	0%
52402	Small Tools & Equipment	18,926.15	47,846.66	48,565	25,869.50	53%	48,565	100%	41,501	15-%
52403	Computer Related Acquisitions	15,621.07	29,377.86	26,827	8,613.79	32%	26,827	100%	0	0%
52425	Vehicle Expense-Outside Vendor	2,025.00	1,232.92	3,470	2,077.80	60%	3,470	100%	1,600	54-%
52430	Other Supplies/Materials	10,732.16	20,125.19	27,000	17,307.78	64%	29,000	107%	30,000	11%
52450	Small Equip-Special/Safety	6,099.88	0.00	0	0.00	0%	0	0%	0	0%
52530	Materials	0.00	0.00	3,000	0.00	0%	3,000	100%	0	0%
52580	General Maint & Repairs	155,473.17	208,397.60	266,700	119,009.10	45%	266,700	100%	281,700	6%
52581	Office Equip Maint/Repair	3,145.17	20.56	6,458	194.11	3%	5,620	87%	10,300	59%
52645	Safety Supplies	150.00	0.00	750	0.00	0%	750	100%	750	0%

CITY OF POMONA

Revenue / Expenditure Report - 3 Year History

101	General Fund	2021-2022	2022-2023	2023-2024	2023-2024	%	2023-2024	%	2024-2025	%
		ACTUALS	ACTUALS	BUDGET	ACTUALS THRU 03/31/2024	ACTUALS/ BUDGET	YEAR-END ESTIMATE	YR END/ BUDGET	BUDGET	BUDGET CHANGE
52675	Uniform Related Expense	1,533.56	0.00	0	0.00	0%	0	0%	0	0%
52720	Trees, Shrubs & Seeds	1,295.44	4,699.00	20,000	5,922.40	30%	20,000	100%	30,000	50%
52902	Safety Training & Equip	1,096.45	1,856.56	6,500	1,640.75	25%	6,500	100%	8,000	23%
52920	Weed Abatement	24,700.00	39,996.00	30,000	1,800.00	6%	30,000	100%	30,000	0%
52927	Cont-Tree Trim CW Extrordinary	93,010.00	150,260.00	200,000	183,462.00	92%	200,000	100%	200,000	0%
52931	Contract - Tree Maint	117,239.62	456,150.00	304,000	96,782.50	32%	304,000	100%	304,000	0%
52932	Contract - Landscape Maint	1,585,217.19	1,587,298.70	1,665,432	1,053,367.97	63%	1,665,432	100%	1,813,314	9%
52934	Contract - Sweeping	47,000.00	46,999.64	0	0.00	0%	0	0%	0	0%
52937	Contract - Security	152,860.59	258,733.48	552,217	363,956.52	66%	552,217	100%	552,217	0%
52938	Contract - Bldg Automation	16,062.00	22,288.00	74,842	22,792.00	30%	74,842	100%	74,842	0%
	Total Controllable Exp	2,638,858.11	3,525,060.62	4,178,237	2,243,474.04	54%	4,152,544	99%	4,198,980	0%
52111	Dumping Fee	33,377.89	0.00	210,783	143,072.18	68%	210,783	100%	276,299	31%
52274	Required Contract Services	113,628.62	265,188.83	356,868	177,484.98	50%	357,000	100%	380,500	7%
52298	Hazardous Matls Compliance	2,416.64	1,339.00	11,020	1,614.40	15%	3,020	27%	3,020	73-%
52299	Regulatory Compliance	386.94	1,069.84	3,350	1,072.26	32%	2,850	85%	2,850	15-%
52370	Fuel Expense	0.00	0.00	1,200	0.00	0%	1,200	100%	1,200	0%
52390	Uniform Service	1,869.71	8,151.20	13,644	9,846.60	72%	13,644	100%	14,517	6%
52461	Tuition Reimbursement	415.84	1,500.00	3,000	0.00	0%	3,000	100%	7,000	133%
52576	Automation Lease	0.00	2,917.94	3,500	3,016.71	86%	3,500	100%	3,500	0%
52588	Automation-Maintenance	7,121.49	18,980.46	20,000	10,040.75	50%	20,000	100%	22,500	13%
52649	Bus Shelter Maintenance	0.00	0.00	16,033	0.00	0%	16,033	100%	36,000	125%
53222	Taxes - PBID	0.00	0.00	9,500	4,749.45	50%	9,500	100%	9,690	2%
59989	Permit Refunds-Prior Year	1,674.00	0.00	2,000	1,050.00	53%	2,000	100%	0	0%
	Total Required Exp	160,891.13	299,147.27	650,898	351,947.33	54%	642,530	99%	757,076	16%
52070	Gas & Electricity	582,962.75	340,353.52	363,000	215,914.61	59%	363,000	100%	378,750	4%
52071	Water	798,092.74	580,940.94	807,485	592,952.49	73%	808,565	100%	841,155	4%
52121	Telephone Service Expense	19,300.02	10,835.02	13,924	6,999.58	50%	13,924	100%	0	0%
52123	Desk Phone Expense	2,547.23	3,949.24	3,523	1,470.96	42%	3,697	105%	0	0%
52128	Cellular Phones	13,131.93	12,653.11	16,360	12,553.36	77%	17,560	107%	0	0%
52151	Air Cards	40.01	0.00	0	0.00	0%	0	0%	0	0%
	Total Utilities	1,416,074.68	948,731.83	1,204,292	829,891.00	69%	1,206,746	100%	1,219,905	1%

CITY OF POMONA

Revenue / Expenditure Report - 3 Year History

101	General Fund	2021-2022 ACTUALS	2022-2023 ACTUALS	2023-2024 BUDGET	2023-2024 ACTUALS THRU 03/31/2024	% ACTUALS/ BUDGET	2023-2024 YEAR-END ESTIMATE	% YR END/ BUDGET	2024-2025 BUDGET	% BUDGET CHANGE
52185	Info Systems Allocation	69,949.89	147,053.00	217,877	166,575.42	76%	217,877	100%	280,701	29%
52235	Claims Exp - Liab	979,943.00	448,264.00	748,150	561,112.38	75%	748,150	100%	698,177	7-%
52245	Liab Admin Alloc	83,299.34	160,180.00	313,758	235,318.14	75%	313,758	100%	405,841	29%
52246	Unempl Admin Alloc	228.56	417.00	709	531.54	75%	709	100%	792	12%
52247	WC Admin Alloc	23,775.00	50,188.00	98,716	74,036.61	75%	98,716	100%	91,595	7-%
52420	Fleet Operation	69,219.00	88,923.00	148,091	111,068.10	75%	148,091	100%	181,775	23%
53921	POB Allocation	188,513.00	389,029.00	553,766	415,324.53	75%	553,766	100%	442,709	20-%
	Total Alloc Costs & Self Ins	1,414,927.79	1,284,054.00	2,081,067	1,563,966.72	75%	2,081,067	100%	2,101,590	1%
66182	Automobiles & Trucks	124,794.04	139,682.71	434,450	320,256.86	74%	378,972	87%	0	0%
	Total Capital	124,794.04	139,682.71	434,450	320,256.86	74%	378,972	87%	0	0%
89913	Trsf to SGT - Street Trees	131,750.00	131,750.00	131,750	65,875.00	50%	131,750	100%	131,750	0%
89923	Transfer to Debt Service	980,791.88	979,825.12	977,797	488,898.26	50%	977,797	100%	982,524	0%
	Total Transfer Out	1,112,541.88	1,111,575.12	1,109,547	554,773.26	50%	1,109,547	100%	1,114,274	0%
Total Expense:		9,573,259.87	10,003,978.59	13,606,728	8,374,949.06	62 %	13,448,592	99 %	13,637,728	0%
Net: All Public Works		8,237,914.20-	8,729,865.21-	11,959,728-	7,740,589.25-		12,415,982-		12,600,728-	

Line Item Details by Division

CITY OF POMONA

Revenue / Expenditure Report - 3 Year History

101	General Fund	2021-2022	2022-2023	2023-2024	2023-2024	%	2023-2024	%	2024-2025	%
		ACTUALS	ACTUALS	BUDGET	ACTUALS THRU 03/31/2024	ACTUALS/ BUDGET	YEAR-END ESTIMATE	YR END/ BUDGET	BUDGET	BUDGET CHANGE
		-----	-----	-----	-----	-----	-----	-----	-----	-----
2501	Public Works Administration									
	All Rev from Use of S & Prop	0.00	0.00	0	0.00	0%	0	0%	0	0 %
	All Other Misc Revenue	0.00	0.00	0	0.00	0%	0	0%	0	0 %
80881	Trnsf frm American Rescue Plan	1,750.00	0.00	0	0.00	0%	0	0%	0	0%
	All Transfers In	1,750.00	0.00	0	0.00	0%	0	0%	0	0 %
80400	Sale of Capital Assets	3,904.00	800.00	0	0.00	0%	0	0%	0	0%
	All Other Financing Sources	3,904.00	800.00	0	0.00	0%	0	0%	0	0 %
	Total Revenue	5,654.00	800.00	0.00	0.00	0%	0	0%	0	0 %
51006	Proposed Staffing Changes	0.00	0.00	0	0.00	0%	0	0%	4,445-	0%
51012	Earnings & Benefits	154,477.50	174,172.71	204,926	146,772.69	72%	203,093	99%	279,471	36%
51030	All Overtime - Non Sworn	18.47	142.62	200	49.03	25%	200	100%	0	0%
51040	Hourly	18,133.01	14,534.12	15,590	8,413.21	54%	13,301	85%	24,948	60%
51080	Total Buybacks	5,064.15	5,193.39	6,131	6,130.90	100%	6,131	100%	6,500	6%
	Total Staffing	177,693.13	194,042.84	226,847	161,365.83	71%	222,725	98%	306,474	35%
52968	Principal Paid	0.00	138,509.48	79,032	39,515.88	50%	79,032	100%	79,032	0%
	Total Debt Service	0.00	138,509.48	79,032	39,515.88	50%	79,032	100%	79,032	0%
51055	Temporary Agency Svcs	0.00	8,525.00	0	0.00	0%	0	0%	0	0%
52060	Office Supplies	2,438.29	2,136.84	2,100	741.70	35%	2,100	100%	2,100	0%
52063	Postage	457.30	820.30	500	285.02	57%	500	100%	500	0%
52064	Printing & Copying	40.17	123.34	650	10.44	2%	650	100%	650	0%
52130	Prof Development - Training	2,222.04	3,112.57	4,675	2,772.69	59%	4,675	100%	5,000	7%
52140	Dues, Subscriptions & Certs	487.50	496.25	600	496.25	83%	600	100%	600	0%
52285	Controllable Contract Services	0.00	0.00	89,000	0.00	0%	89,000	100%	0	0%
52350	Departmental Expense	139.86	176.00	200	46.76	23%	200	100%	200	0%
52402	Small Tools & Equipment	0.00	0.00	640	636.69	99%	640	100%	2,500	291%
52403	Computer Related Acquisitions	0.00	1,273.59	1,940	1,433.15	74%	1,940	100%	0	0%
52581	Office Equip Maint/Repair	492.48	0.00	200	0.00	0%	200	100%	200	0%

CITY OF POMONA

Revenue / Expenditure Report - 3 Year History

101	General Fund	2021-2022 ACTUALS	2022-2023 ACTUALS	2023-2024 BUDGET	2023-2024 ACTUALS THRU 03/31/2024	% ACTUALS/ BUDGET	2023-2024 YEAR-END ESTIMATE	% YR END/ BUDGET	2024-2025 BUDGET	% BUDGET CHANGE
	Total Controllable Exp	6,277.64	16,663.89	100,505	6,422.70	6%	100,505	100%	11,750	88-%
52576	Automation Lease	0.00	400.00	400	331.53	83%	400	100%	400	0%
52588	Automation-Maintenance	0.00	0.00	1,500	0.00	0%	1,500	100%	1,500	0%
53222	Taxes - PBID	0.00	0.00	5,615	2,807.39	50%	5,615	100%	5,728	2%
	Total Required Exp	0.00	400.00	7,515	3,138.92	42%	7,515	100%	7,628	2%
52121	Telephone Service Expense	3,237.00	2,906.17	3,300	2,213.35	67%	3,300	100%	0	0%
52123	Desk Phone Expense	522.52	810.09	793	301.73	38%	793	100%	0	0%
52128	Cellular Phones	592.04	548.49	1,160	893.15	77%	1,160	100%	0	0%
	Total Utilities	4,351.56	4,264.75	5,253	3,408.23	65%	5,253	100%	0	0%
52185	Info Systems Allocation	18,885.41	71,296.00	111,379	86,702.22	78%	111,379	100%	116,873	5%
52235	Claims Exp - Liab	261,991.00	252,527.00	504,920	378,689.94	75%	504,920	100%	685,460	36%
52245	Liab Admin Alloc	6,359.06	21,408.00	116,824	87,617.97	75%	116,824	100%	131,315	12%
52246	Unempl Admin Alloc	17.66	55.00	264	198.00	75%	264	100%	256	3-%
52247	WC Admin Alloc	1,814.75	6,707.00	36,755	27,566.19	75%	36,755	100%	29,636	19-%
53921	POB Allocation	17,615.00	147,583.00	151,307	113,480.28	75%	151,307	100%	27,275	82-%
	Total Alloc Costs & Self Ins	306,682.88	499,576.00	921,449	694,254.60	75%	921,449	100%	990,815	8%
89923	Transfer to Debt Service	980,791.88	979,825.12	977,797	488,898.26	50%	977,797	100%	982,524	0%
	Total Transfer Out	980,791.88	979,825.12	977,797	488,898.26	50%	977,797	100%	982,524	0%
	Total Expense:	1,475,797.09	1,833,282.08	2,318,398	1,397,004.42	60 %	2,314,276	100 %	2,378,223	3%
	Net: Public Works	1,470,143.09-	1,832,482.08-	2,318,398-	1,397,004.42-		2,314,276-		2,378,223-	

CITY OF POMONA

Revenue / Expenditure Report - 3 Year History

101	General Fund	2021-2022	2022-2023	2023-2024	2023-2024	%	2023-2024	%	2024-2025	%
		ACTUALS	ACTUALS	BUDGET	ACTUALS THRU 03/31/2024	ACTUALS/ BUDGET	YEAR-END ESTIMATE	YR END/ BUDGET	BUDGET	BUDGET CHANGE
		-----	-----	-----	-----	-----	-----	-----	-----	-----
2506	General Operations									
40930	Reimbursement	0.00	0.00	0	12,000.00	0%	12,000	0%	0	0%
	All Other Misc Revenue	0.00	0.00	0	12,000.00	0%	12,000	0%	0	0%
80881	Trnsf frm American Rescue Plan	1,250.00	0.00	0	0.00	0%	0	0%	0	0%
	All Transfers In	1,250.00	0.00	0	0.00	0%	0	0%	0	0%
	Total Revenue	1,250.00	0.00	0.00	12,000.00	0%	12,000	0%	0	0%
51012	Earnings & Benefits	21,292.14	20,725.54	164,375	85,318.94	52%	164,375	100%	198,586	21%
51030	All Overtime - Non Sworn	6.73	11.56	150	5.54	4%	150	100%	300	100%
51059	Retirement/Termination Payout	47.86	94.17	0	0.00	0%	0	0%	0	0%
51080	Total Buybacks	0.00	0.00	675	674.13	100%	675	100%	0	0%
	Total Staffing	21,346.73	20,831.27	165,200	85,998.61	52%	165,200	100%	198,886	20%
52185	Info Systems Allocation	916.13	694.00	4,204	3,152.97	75%	4,204	100%	5,144	22%
52235	Claims Exp - Liab	12,790.00	9.00	0	0.00	0%	0	0%	0	0%
52245	Liab Admin Alloc	0.00	1,430.00	8,820	6,615.00	75%	8,820	100%	11,773	33%
52246	Unempl Admin Alloc	0.00	4.00	20	14.94	75%	20	100%	23	15%
52247	WC Admin Alloc	0.00	448.00	2,775	2,081.25	75%	2,775	100%	2,657	4%
53921	POB Allocation	2,033.00	2,408.00	17,585	13,188.78	75%	17,585	100%	18,372	4%
	Total Alloc Costs & Self Ins	15,739.13	4,993.00	33,404	25,052.94	75%	33,404	100%	37,969	14%
89913	Trsf to SGT - Street Trees	131,750.00	131,750.00	131,750	65,875.00	50%	131,750	100%	131,750	0%
	Total Transfer Out	131,750.00	131,750.00	131,750	65,875.00	50%	131,750	100%	131,750	0%
	Total Expense:	168,835.86	157,574.27	330,354	176,926.55	54%	330,354	100%	368,605	12%
	Net: General Operations	167,585.86-	157,574.27-	330,354-	164,926.55-		318,354-		368,605-	

CITY OF POMONA

Revenue / Expenditure Report - 3 Year History

101	General Fund	2021-2022	2022-2023	2023-2024	2023-2024	%	2023-2024	%	2024-2025	%
		ACTUALS	ACTUALS	BUDGET	ACTUALS THRU 03/31/2024	ACTUALS/ BUDGET	YEAR-END ESTIMATE	YR END/ BUDGET	BUDGET	BUDGET CHANGE
		-----	-----	-----	-----	-----	-----	-----	-----	-----
2514	Illegal Dumping Abatement									
51006	Proposed Staffing Changes	0.00	0.00	0	0.00	0%	0	0%	3,457-	0%
51012	Earnings & Benefits	0.00	0.00	0	0.00	0%	0	0%	147,125	0%
51080	Total Buybacks	0.00	0.00	0	0.00	0%	0	0%	680	0%
	Total Staffing	0.00	0.00	0	0.00	0%	0	0%	144,348	0%
52430	Other Supplies/Materials	0.00	0.00	0	0.00	0%	0	0%	1,000	0%
52902	Safety Training & Equip	0.00	0.00	0	0.00	0%	0	0%	500	0%
	Total Controllable Exp	0.00	0.00	0	0.00	0%	0	0%	1,500	0%
52111	Dumping Fee	0.00	0.00	0	0.00	0%	0	0%	65,000	0%
52390	Uniform Service	0.00	0.00	0	0.00	0%	0	0%	600	0%
	Total Required Exp	0.00	0.00	0	0.00	0%	0	0%	65,600	0%
	Total Utilities	0.00	0.00	0	0.00	0%	0	0%	0	0%
52185	Info Systems Allocation	0.00	0.00	0	0.00	0%	0	0%	4,435	0%
52245	Liab Admin Alloc	0.00	0.00	0	0.00	0%	0	0%	10,149	0%
52246	Unempl Admin Alloc	0.00	0.00	0	0.00	0%	0	0%	20	0%
52247	WC Admin Alloc	0.00	0.00	0	0.00	0%	0	0%	2,291	0%
53921	POB Allocation	0.00	0.00	0	0.00	0%	0	0%	13,611	0%
	Total Alloc Costs & Self Ins	0.00	0.00	0	0.00	0%	0	0%	30,506	0%
Total Expense:		----- 0.00	----- 0.00	----- 0	----- 0.00	----- 0%	----- 0	----- 0%	----- 241,954	----- 0%
Net: Illegal Dumping Abatement		0.00	0.00	0	0.00		0		241,954-	

CITY OF POMONA

Revenue / Expenditure Report - 3 Year History

101	General Fund	2021-2022	2022-2023	2023-2024	2023-2024	%	2023-2024	%	2024-2025	%
		ACTUALS	ACTUALS	BUDGET	ACTUALS THRU 03/31/2024	ACTUALS/ BUDGET	YEAR-END ESTIMATE	YR END/ BUDGET	BUDGET	BUDGET CHANGE
		-----	-----	-----	-----	-----	-----	-----	-----	-----
2520	Street Maintenance									
51012	Earnings & Benefits	0.00	0.00	57,769	42,781.43	74%	62,769	109%	80,547	39%
51059	Retirement/Termination Payout	0.00	0.00	5,404	5,403.63	100%	5,404	100%	0	0%
51066	Callback Pay	0.00	0.00	0	0.00	0%	2,000	0%	5,000	0%
51080	Total Buybacks	0.00	0.00	802	801.35	100%	802	100%	891	11%
	Total Staffing	0.00	0.00	63,975	48,986.41	77%	70,975	111%	86,438	35%
52285	Controllable Contract Services	33,180.00	15,000.00	34,213	34,212.11	100%	34,213	100%	35,000	2%
52425	Vehicle Expense-Outside Vendor	0.00	0.00	1,875	1,874.50	100%	1,875	100%	0	0%
52430	Other Supplies/Materials	165.25	0.00	2,000	1,832.19	92%	4,000	200%	4,000	100%
52934	Contract - Sweeping	47,000.00	46,999.64	0	0.00	0%	0	0%	0	0%
	Total Controllable Exp	80,345.25	61,999.64	38,088	37,918.80	100%	40,088	105%	39,000	2%
52111	Dumping Fee	0.00	0.00	1,000	880.60	88%	1,000	100%	1,000	0%
52649	Bus Shelter Maintenance	0.00	0.00	16,033	0.00	0%	16,033	100%	36,000	125%
	Total Required Exp	0.00	0.00	17,033	880.60	5%	17,033	100%	37,000	117%
52185	Info Systems Allocation	0.00	0.00	1,455	1,091.25	75%	1,455	100%	1,597	10%
52235	Claims Exp - Liab	705,160.00	195,683.00	242,382	181,786.50	75%	242,382	100%	11,674	95-%
52245	Liab Admin Alloc	0.00	0.00	3,053	2,289.69	75%	3,053	100%	3,653	20%
52246	Unempl Admin Alloc	0.00	0.00	7	5.22	75%	7	100%	7	0%
52247	WC Admin Alloc	0.00	0.00	961	720.72	75%	961	100%	825	14-%
53921	POB Allocation	0.00	0.00	9,013	6,759.72	75%	9,013	100%	7,444	17-%
	Total Alloc Costs & Self Ins	705,160.00	195,683.00	256,871	192,653.10	75%	256,871	100%	25,200	90-%
Total Expense:		785,505.25	257,682.64	375,967	280,438.91	75 %	384,967	102 %	187,638	50-%
Net: Street Maintenance		785,505.25-	257,682.64-	375,967-	280,438.91-		384,967-		187,638-	

CITY OF POMONA

Revenue / Expenditure Report - 3 Year History

101	General Fund	2021-2022	2022-2023	2023-2024	2023-2024	%	2023-2024	%	2024-2025	%
		ACTUALS	ACTUALS	BUDGET	ACTUALS THRU 03/31/2024	ACTUALS/ BUDGET	YEAR-END ESTIMATE	YR END/ BUDGET	BUDGET	BUDGET CHANGE
		-----	-----	-----	-----	-----	-----	-----	-----	-----
2525	Graffiti Abatement									
40424	Damage to City Property	0.00	300.00	0	0.00	0%	0	0%	0	0%
	All Other Misc Revenue	0.00	300.00	0	0.00	0%	0	0%	0	0%
80881	Trnsf frm American Rescue Plan	15,250.00	0.00	0	0.00	0%	0	0%	0	0%
	All Transfers In	15,250.00	0.00	0	0.00	0%	0	0%	0	0%
	Total Revenue	15,250.00	300.00	0.00	0.00	0%	0	0%	0	0%
51012	Earnings & Benefits	224,243.94	228,965.90	347,145	262,483.56	76%	347,039	100%	364,502	5%
51030	All Overtime - Non Sworn	8,073.09	10,506.68	18,985	14,373.85	76%	18,785	99%	15,000	21-%
51042	Holiday - Non Sworn	0.00	104.45	205	0.00	0%	205	100%	0	0%
51059	Retirement/Termination Payout	31.91	1,442.99	2,737	2,736.35	100%	2,737	100%	0	0%
51080	Total Buybacks	617.78	499.27	802	801.35	100%	802	100%	0	0%
	Total Staffing	232,966.72	241,519.29	369,874	280,395.11	76%	369,568	100%	379,502	3%
52060	Office Supplies	25.00	72.25	300	72.30	24%	300	100%	300	0%
52064	Printing & Copying	10.50	7.15	170	2.73	2%	170	100%	170	0%
52130	Prof Development - Training	0.00	664.00	825	312.00	38%	825	100%	825	0%
52191	Advertising	0.00	0.00	30	0.00	0%	30	100%	0	0%
52402	Small Tools & Equipment	83.80	300.00	700	416.99	60%	700	100%	700	0%
52425	Vehicle Expense-Outside Vendor	2,025.00	1,232.92	1,595	203.30	13%	1,595	100%	1,600	0%
52430	Other Supplies/Materials	8,569.38	16,512.46	16,000	12,123.29	76%	16,000	100%	16,000	0%
52581	Office Equip Maint/Repair	0.00	0.00	130	63.09	49%	130	100%	0	0%
52902	Safety Training & Equip	0.00	397.57	2,500	498.03	20%	2,500	100%	2,500	0%
	Total Controllable Exp	10,713.68	19,186.35	22,250	13,691.73	62%	22,250	100%	22,095	1-%
52298	Hazardous Matls Compliance	1,519.00	780.00	4,520	780.00	17%	1,520	34%	1,520	66-%
52390	Uniform Service	275.49	1,114.12	2,161	1,298.57	60%	2,161	100%	2,161	0%
	Total Required Exp	1,794.49	1,894.12	6,681	2,078.57	31%	3,681	55%	3,681	45-%
52071	Water	1,078.82	1,216.85	500	0.00	0%	1,500	300%	2,839	468%
52128	Cellular Phones	1,712.95	1,489.28	2,300	1,813.12	79%	2,300	100%	0	0%

CITY OF POMONA

Revenue / Expenditure Report - 3 Year History

101	General Fund	2021-2022 ACTUALS	2022-2023 ACTUALS	2023-2024 BUDGET	2023-2024 ACTUALS THRU 03/31/2024	% ACTUALS/ BUDGET	2023-2024 YEAR-END ESTIMATE	% YR END/ BUDGET	2024-2025 BUDGET	% BUDGET CHANGE
	Total Utilities	2,791.77	2,706.13	2,800	1,813.12	65%	3,800	136%	2,839	1%
52185	Info Systems Allocation	9,029.00	9,575.00	12,454	9,340.47	75%	12,454	100%	17,247	38%
52235	Claims Exp - Liab	0.00	43.00	848	635.94	75%	848	100%	1,043	23%
52245	Liab Admin Alloc	16,875.26	19,728.00	26,121	19,590.75	75%	26,121	100%	31,259	20%
52246	Unempl Admin Alloc	46.10	51.00	59	44.19	75%	59	100%	61	3%
52247	WC Admin Alloc	4,816.35	6,181.00	8,218	6,163.47	75%	8,218	100%	7,055	14-%
52420	Fleet Operation	8,354.00	9,509.00	16,542	12,406.50	75%	16,542	100%	19,639	19%
53921	POB Allocation	15,350.00	31,805.00	37,964	28,473.03	75%	37,964	100%	33,704	11-%
	Total Alloc Costs & Self Ins	54,470.71	76,892.00	102,206	76,654.35	75%	102,206	100%	110,008	8%
66182	Automobiles & Trucks	0.00	0.00	50,000	50,000.00	100%	50,000	100%	0	0%
	Total Capital	0.00	0.00	50,000	50,000.00	100%	50,000	100%	0	0%
Total Expense:		302,737.37	342,197.89	553,811	424,632.88	77 %	551,505	100 %	518,125	6-%
Net: Graffiti Abatement		287,487.37-	341,897.89-	553,811-	424,632.88-		551,505-		518,125-	

CITY OF POMONA

Revenue / Expenditure Report - 3 Year History

101	General Fund	2021-2022	2022-2023	2023-2024	2023-2024	%	2023-2024	%	2024-2025	%
		ACTUALS	ACTUALS	BUDGET	ACTUALS THRU 03/31/2024	ACTUALS/ BUDGET	YEAR-END ESTIMATE	YR END/ BUDGET	BUDGET	BUDGET CHANGE
		-----	-----	-----	-----	-----	-----	-----	-----	-----
2530	Transportation & Development									
40280	Traffic Safety Fines	0.00	0.00	0	1,000.00	0%	1,000	0%	0	0%
	All Fines	0.00	0.00	0	1,000.00	0%	1,000	59%	0	0%
40250	Engineering Permits	176,109.29	145,146.10	200,000	153,329.49	77%	200,000	100%	200,000	0%
	All Permits	176,109.29	145,146.10	200,000	153,329.49	0%	200,000	59%	200,000	0%
40050	Plan Check Fee	626,145.33	635,910.22	800,000	232,589.31	29%	400,000	50%	400,000	50-%
	All Fees	626,145.33	635,910.22	800,000	232,589.31	0%	400,000	59%	400,000	50-%
	All Other Misc Revenue	0.00	0.00	0	0.00	0%	0	59%	0	0%
40360	Street/Engr Misc	20,110.00	29,378.40	40,000	11,551.25	29%	15,000	38%	30,000	25-%
40380	All Other Revenues	9,228.36	4,973.48	7,000	52.00	1%	3,000	43%	7,000	0%
	All Charges for Services	29,338.36	34,351.88	47,000	11,603.25	0%	18,000	59%	37,000	21-%
80881	Trnsf frm American Rescue Plan	15,250.00	0.00	0	0.00	0%	0	0%	0	0%
	All Transfers In	15,250.00	0.00	0	0.00	0%	0	59%	0	0%
	Total Revenue	846,842.98	815,408.20	1,047,000.00	398,522.05	0%	619,000	59%	637,000	39-%
51006	Proposed Staffing Changes	0.00	0.00	0	0.00	0%	0	0%	94,153	0%
51012	Earnings & Benefits	470,577.26	584,585.78	734,005	544,838.84	74%	728,967	99%	685,910	7-%
51030	All Overtime - Non Sworn	1,804.72	3,468.63	2,200	1,513.61	69%	4,000	182%	6,000	173%
51040	Hourly	0.00	8,711.90	33,183	16,851.87	51%	38,983	117%	48,857	47%
51042	Holiday - Non Sworn	107.08	512.70	500	197.40	39%	500	100%	0	0%
51059	Retirement/Termination Payout	3,623.29	2,720.45	0	0.00	0%	0	0%	0	0%
51080	Total Buybacks	4,854.06	5,145.07	5,916	5,915.23	100%	5,916	100%	5,500	7-%
	Total Staffing	480,966.41	605,144.53	775,804	569,316.95	73%	778,366	100%	840,420	8%
51055	Temporary Agency Svcs	0.00	0.00	7,713	7,712.89	100%	7,713	100%	5,000	35-%
52060	Office Supplies	3,228.91	4,347.89	4,100	1,138.50	28%	7,000	171%	7,000	71%
52063	Postage	99.23	270.63	150	25.45	17%	150	100%	150	0%
52064	Printing & Copying	175.00	274.41	850	204.53	24%	550	65%	550	35-%
52082	Other General Expense	2,434.67	583.35	3,300	1,353.91	41%	1,500	45%	2,000	39-%
52090	Mileage Reimbursement	93.02	0.00	0	0.00	0%	0	0%	0	0%
52130	Prof Development - Training	7,056.60	4,238.79	8,000	4,393.33	55%	8,000	100%	9,300	16%

CITY OF POMONA

Revenue / Expenditure Report - 3 Year History

101	General Fund	2021-2022	2022-2023	2023-2024	2023-2024	%	2023-2024	%	2024-2025	%
		ACTUALS	ACTUALS	BUDGET	ACTUALS THRU 03/31/2024	ACTUALS/ BUDGET	YEAR-END ESTIMATE	YR END/ BUDGET	BUDGET	BUDGET CHANGE
52140	Dues, Subscriptions & Certs	2,056.96	2,733.30	4,500	1,807.04	40%	4,500	100%	2,700	40-%
52191	Advertising	3,296.80	2,835.85	3,600	0.00	0%	3,300	92%	3,600	0%
52197	Public Relations/Info	1,189.72	1,494.98	0	0.00	0%	0	0%	0	0%
52277	Appraisal Services	0.00	0.00	7,000	0.00	0%	1,500	21%	1,500	79-%
52285	Controllable Contract Services	106,090.61	118,547.91	135,349	41,345.30	31%	135,349	100%	135,349	0%
52402	Small Tools & Equipment	415.28	25.62	10,625	8,829.46	83%	10,625	100%	8,301	22-%
52403	Computer Related Acquisitions	6,700.80	7,739.00	7,500	716.59	10%	7,500	100%	0	0%
52530	Materials	0.00	0.00	3,000	0.00	0%	3,000	100%	0	0%
52581	Office Equip Maint/Repair	1,972.61	0.00	3,000	0.00	0%	3,000	100%	6,000	100%
52902	Safety Training & Equip	268.96	100.00	1,000	179.39	18%	1,000	100%	1,500	50%
	Total Controllable Exp	135,079.17	143,191.73	199,687	67,706.39	34%	194,687	97%	182,950	8-%
52461	Tuition Reimbursement	415.84	1,500.00	3,000	0.00	0%	3,000	100%	7,000	133%
52576	Automation Lease	0.00	1,825.00	2,300	2,022.19	88%	2,300	100%	2,300	0%
52588	Automation-Maintenance	5,233.50	12,545.18	11,000	8,585.00	78%	11,000	100%	13,000	18%
59989	Permit Refunds-Prior Year	1,674.00	0.00	2,000	1,050.00	53%	2,000	100%	0	0%
	Total Required Exp	7,323.34	15,870.18	18,300	11,657.19	64%	18,300	100%	22,300	22%
52123	Desk Phone Expense	391.88	607.57	529	226.29	43%	529	100%	0	0%
52128	Cellular Phones	2,609.16	2,490.40	3,000	1,896.82	63%	3,000	100%	0	0%
	Total Utilities	3,001.04	3,097.97	3,529	2,123.11	60%	3,529	100%	0	0%
52185	Info Systems Allocation	10,742.20	23,379.00	27,849	20,886.75	75%	27,849	100%	37,326	34%
52245	Liab Admin Alloc	14,184.78	39,513.00	45,190	33,892.47	75%	45,190	100%	60,120	33%
52246	Unempl Admin Alloc	39.24	103.00	102	76.50	75%	102	100%	117	15%
52247	WC Admin Alloc	4,048.45	12,380.00	14,218	10,663.47	75%	14,218	100%	13,568	5-%
53921	POB Allocation	37,321.00	57,624.00	96,505	72,378.72	75%	96,505	100%	83,234	14-%
	Total Alloc Costs & Self Ins	66,335.67	132,999.00	183,864	137,897.91	75%	183,864	100%	194,365	6%
66182	Automobiles & Trucks	0.00	0.00	33,000	29,915.00	91%	29,915	91%	0	0%
	Total Capital	0.00	0.00	33,000	29,915.00	91%	29,915	91%	0	0%

CITY OF POMONA

Revenue / Expenditure Report - 3 Year History

101	General Fund	2021-2022 ACTUALS	2022-2023 ACTUALS	2023-2024 BUDGET	2023-2024 ACTUALS THRU 03/31/2024	% ACTUALS/ BUDGET	2023-2024 YEAR-END ESTIMATE	% YR END/ BUDGET	2024-2025 BUDGET	% BUDGET CHANGE
	Total Transfer Out	0.00	0.00	0	0.00	0%	0	0%	0	0%
	Total Expense:	692,705.63	900,303.41	1,214,184	818,616.55	67 %	1,208,661	100 %	1,240,035	2%
	Net: Transportation &	154,137.35	84,895.21-	167,184-	420,094.50-		589,661-		603,035-	

CITY OF POMONA

Revenue / Expenditure Report - 3 Year History

101	General Fund	2021-2022	2022-2023	2023-2024	2023-2024	%	2023-2024	%	2024-2025	%
		ACTUALS	ACTUALS	BUDGET	ACTUALS THRU 03/31/2024	ACTUALS/ BUDGET	YEAR-END ESTIMATE	YR END/ BUDGET	BUDGET	BUDGET CHANGE
		-----	-----	-----	-----	-----	-----	-----	-----	-----
2532	Engineering/Construction									
40670	Inspection Fees	7,521.00	0.00	0	0.00	0%	0	0%	0	0%
	All Fees	7,521.00	0.00	0	0.00	0%	0	67%	0	0%
40330	Sale of service	408,292.36	441,982.98	600,000	221,978.02	37%	400,000	67%	400,000	33-%
	All Charges for Services	408,292.36	441,982.98	600,000	221,978.02	0%	400,000	67%	400,000	33-%
80881	Trnsf frm American Rescue Plan	21,000.00	0.00	0	0.00	0%	0	0%	0	0%
	All Transfers In	21,000.00	0.00	0	0.00	0%	0	67%	0	0%
	Total Revenue	421,771.36	441,982.98	600,000.00	221,978.02	0%	400,000	67%	400,000	33-%
51012	Earnings & Benefits	527,444.11	533,470.22	686,515	412,995.87	60%	686,515	100%	657,403	4-%
51030	All Overtime - Non Sworn	64,620.39	63,839.77	60,305	35,227.02	58%	60,305	100%	53,000	12-%
51040	Hourly	10,061.74	5,125.22	8,200	1,817.26	22%	10,000	122%	32,090	291%
51042	Holiday - Non Sworn	70.17	204.86	200	194.81	97%	200	100%	210	5%
51059	Retirement/Termination Payout	22,197.16	3,100.11	6,533	6,532.44	100%	6,533	100%	0	0%
51080	Total Buybacks	4,289.51	4,366.57	5,083	5,082.21	100%	5,083	100%	5,500	8%
	Total Staffing	628,683.08	610,106.75	766,836	461,849.61	60%	768,636	100%	748,203	2-%
51055	Temporary Agency Svcs	0.00	0.00	7,713	7,712.91	100%	10,441	135%	5,000	35-%
52060	Office Supplies	3,043.57	3,021.14	7,000	1,290.04	18%	7,000	100%	7,000	0%
52063	Postage	39.56	64.86	150	9.39	6%	150	100%	150	0%
52064	Printing & Copying	191.31	307.49	550	232.10	42%	550	100%	550	0%
52130	Prof Development - Training	1,949.58	1,880.76	3,800	1,421.84	37%	3,800	100%	5,300	39%
52140	Dues, Subscriptions & Certs	1,925.77	2,464.31	3,800	415.00	11%	3,800	100%	2,200	42-%
52285	Controllable Contract Services	0.00	99,993.66	65,557	0.00	0%	56,000	85%	45,000	31-%
52402	Small Tools & Equipment	285.20	2,000.00	6,000	3,638.00	61%	6,000	100%	7,000	17%
52403	Computer Related Acquisitions	6,400.61	7,270.14	8,000	2,799.76	35%	8,000	100%	0	0%
52581	Office Equip Maint/Repair	680.08	0.00	2,838	0.00	0%	2,000	70%	4,000	41%
52902	Safety Training & Equip	585.37	350.00	1,500	0.00	0%	1,500	100%	2,000	33%
	Total Controllable Exp	15,101.05	117,352.36	106,908	17,519.04	16%	99,241	93%	78,200	27-%
52299	Regulatory Compliance	465.00-	0.00	1,000	0.00	0%	1,000	100%	1,000	0%

CITY OF POMONA

Revenue / Expenditure Report - 3 Year History

101	General Fund	2021-2022	2022-2023	2023-2024	2023-2024	%	2023-2024	%	2024-2025	%
		ACTUALS	ACTUALS	BUDGET	ACTUALS THRU 03/31/2024	ACTUALS/ BUDGET	YEAR-END ESTIMATE	YR END/ BUDGET	BUDGET	BUDGET CHANGE
52576	Automation Lease	0.00	692.94	800	662.99	83%	800	100%	800	0%
52588	Automation-Maintenance	1,887.99	5,280.28	6,500	1,455.75	22%	6,500	100%	7,500	15%
	Total Required Exp	1,422.99	5,973.22	8,300	2,118.74	26%	8,300	100%	9,300	12%
52123	Desk Phone Expense	979.70	1,518.94	1,497	565.75	38%	1,497	100%	0	0%
52128	Cellular Phones	3,255.92	3,448.67	4,000	3,133.36	78%	4,000	100%	0	0%
52151	Air Cards	40.01	0.00	0	0.00	0%	0	0%	0	0%
	Total Utilities	4,275.63	4,967.61	5,497	3,699.11	67%	5,497	100%	0	0%
52185	Info Systems Allocation	11,862.15	20,386.00	31,653	23,739.75	75%	31,653	100%	39,290	24%
52245	Liab Admin Alloc	15,799.27	33,348.00	53,168	39,875.94	75%	53,168	100%	58,094	9%
52246	Unempl Admin Alloc	43.16	87.00	120	90.00	75%	120	100%	113	6-%
52247	WC Admin Alloc	4,509.60	10,449.00	16,728	12,546.00	75%	16,728	100%	13,111	22-%
52420	Fleet Operation	14,313.00	15,489.00	27,398	20,548.44	75%	27,398	100%	22,769	17-%
53921	POB Allocation	36,803.00	55,401.00	121,583	91,187.28	75%	121,583	100%	121,070	0%
	Total Alloc Costs & Self Ins	83,330.18	135,160.00	250,650	187,987.41	75%	250,650	100%	254,447	2%
66182	Automobiles & Trucks	0.00	0.00	82,450	29,800.61	36%	88,515	107%	0	0%
	Total Capital	0.00	0.00	82,450	29,800.61	36%	88,515	107%	0	0%
Total Expense:		732,812.93	873,559.94	1,220,641	702,974.52	58 %	1,220,839	100 %	1,090,150	11-%
Net: Engineering/Construction		311,041.57-	431,576.96-	620,641-	480,996.50-		820,839-		690,150-	

CITY OF POMONA

Revenue / Expenditure Report - 3 Year History

101	General Fund	2021-2022	2022-2023	2023-2024	2023-2024	%	2023-2024	%	2024-2025	%
		ACTUALS	ACTUALS	BUDGET	ACTUALS THRU 03/31/2024	ACTUALS/ BUDGET	YEAR-END ESTIMATE	YR END/ BUDGET	BUDGET	BUDGET CHANGE
		-----	-----	-----	-----	-----	-----	-----	-----	-----
2541	Facilities Maint									
80881	Trnsf frm American Rescue Plan	14,000.00	10,773.00	0	0.00	0%	0	0%	0	0%
	All Transfers In	14,000.00	10,773.00	0	0.00	0%	0	0%	0	0%
	Total Revenue	----- 14,000.00	----- 10,773.00	----- 0.00	----- 0.00	----- 0%	----- 0	----- 0%	----- 0	----- 0%
51012	Earnings & Benefits	332,851.41	317,148.70	544,217	272,855.15	50%	544,217	100%	480,968	12-%
51030	All Overtime - Non Sworn	32,139.22	35,654.10	46,755	37,750.84	81%	46,755	100%	0	0%
51040	Hourly	0.00	0.00	8,000	3,479.03	43%	8,000	100%	11,790	47%
51059	Retirement/Termination Payout	31.91	62.78	0	0.00	0%	0	0%	0	0%
51066	Callback Pay	289.99	678.66	800	281.34	35%	800	100%	0	0%
51080	Total Buybacks	1,520.68	2,771.44	3,206	3,205.39	100%	3,206	100%	3,335	4%
	Total Staffing	366,833.21	356,315.68	602,978	317,571.75	53%	602,978	100%	496,093	18-%
52060	Office Supplies	1,000.00	498.88	1,000	427.56	43%	1,000	100%	1,000	0%
52064	Printing & Copying	85.78	2.09	1,100	274.23	25%	600	55%	600	45-%
52080	Other Expense	3,811.74	0.00	0	0.00	0%	0	0%	0	0%
52130	Prof Development - Training	0.00	1,100.00	2,500	1,560.04	62%	2,500	100%	1,500	40-%
52170	Building and Yard Repairs	23,564.00	1,407.96	18,400	0.00	0%	18,400	100%	25,000	36%
52210	Janitorial Supplies	13,800.00	14,663.60	20,000	15,822.85	79%	20,000	100%	20,000	0%
52285	Controllable Contract Services	68,461.87	65,160.60	137,928	32,430.50	24%	121,928	88%	130,000	6-%
52380	Vehicle Maintenance/Repair	2,351.91	0.00	3,000	0.00	0%	3,000	100%	3,000	0%
52402	Small Tools & Equipment	4,978.03	21,638.97	8,600	6,398.78	74%	8,600	100%	9,000	5%
52403	Computer Related Acquisitions	1,876.04	2,435.70	3,000	3,000.00	100%	3,000	100%	0	0%
52430	Other Supplies/Materials	267.87	568.77	1,500	750.86	50%	1,500	100%	1,500	0%
52580	General Maint & Repairs	29,310.02	54,542.22	60,000	36,272.18	60%	60,000	100%	65,000	8%
52581	Office Equip Maint/Repair	0.00	16.45	160	67.93	42%	160	100%	50	69-%
52645	Safety Supplies	150.00	0.00	750	0.00	0%	750	100%	750	0%
52938	Contract - Bldg Automation	8,810.00	14,820.00	67,000	14,950.00	22%	67,000	100%	67,000	0%
	Total Controllable Exp	158,467.26	176,855.24	324,938	111,954.93	34%	308,438	95%	324,400	0%
52111	Dumping Fee	0.00	0.00	131,000	99,045.55	76%	131,000	100%	131,000	0%
52274	Required Contract Services	104,316.12	235,992.63	320,000	167,886.59	52%	320,000	100%	347,500	9%

CITY OF POMONA

Revenue / Expenditure Report - 3 Year History

101	General Fund	2021-2022	2022-2023	2023-2024	2023-2024	%	2023-2024	%	2024-2025	%
		ACTUALS	ACTUALS	BUDGET	ACTUALS THRU 03/31/2024	ACTUALS/ BUDGET	YEAR-END ESTIMATE	YR END/ BUDGET	BUDGET	BUDGET CHANGE
52299	Regulatory Compliance	851.94	847.84	1,500	850.26	57%	1,000	67%	1,000	33-%
52370	Fuel Expense	0.00	0.00	1,200	0.00	0%	1,200	100%	1,200	0%
52390	Uniform Service	426.32	3,057.00	5,706	4,585.60	80%	5,706	100%	5,706	0%
	Total Required Exp	105,594.38	239,897.47	459,406	272,368.00	59%	458,906	100%	486,406	6%
52070	Gas & Electricity	291,834.33	311,572.86	315,000	191,862.82	61%	315,000	100%	330,750	5%
52071	Water	85,360.27	15,850.16	23,316	12,702.55	54%	23,316	100%	23,316	0%
52121	Telephone Service Expense	11,354.50	3,638.23	6,000	1,550.61	26%	6,000	100%	0	0%
52123	Desk Phone Expense	326.56	506.32	176	188.59	107%	350	199%	0	0%
52128	Cellular Phones	1,764.36	1,630.08	2,000	2,810.42	141%	3,200	160%	0	0%
	Total Utilities	390,640.02	333,197.65	346,492	209,114.99	60%	347,866	100%	354,066	2%
52185	Info Systems Allocation	7,720.37	8,743.00	13,262	9,946.44	75%	13,262	100%	22,271	68%
52245	Liab Admin Alloc	14,428.57	18,012.00	27,817	20,862.72	75%	27,817	100%	38,259	38%
52246	Unempl Admin Alloc	39.24	47.00	63	47.25	75%	63	100%	75	19%
52247	WC Admin Alloc	4,118.45	5,644.00	8,752	6,563.97	75%	8,752	100%	8,635	1-%
52420	Fleet Operation	15,929.00	21,079.00	22,168	16,625.97	75%	22,168	100%	45,770	106%
53921	POB Allocation	33,507.00	41,874.00	55,905	41,928.75	75%	55,905	100%	56,830	2%
	Total Alloc Costs & Self Ins	75,742.63	95,399.00	127,967	95,975.10	75%	127,967	100%	171,840	34%
	Total Capital	0.00	0.00	0	0.00	0%	0	0%	0	0%
	Total Expense:	1,097,277.50	1,201,665.04	1,861,781	1,006,984.77	54 %	1,846,155	99 %	1,832,805	2-%
	Net: Facilities Maint	1,083,277.50-	1,190,892.04-	1,861,781-	1,006,984.77-		1,846,155-		1,832,805-	

CITY OF POMONA

Revenue / Expenditure Report - 3 Year History

101	General Fund	2021-2022 ACTUALS	2022-2023 ACTUALS	2023-2024 BUDGET	2023-2024 ACTUALS THRU 03/31/2024	% ACTUALS/ BUDGET	2023-2024 YEAR-END ESTIMATE	% YR END/ BUDGET	2024-2025 BUDGET	% BUDGET CHANGE
2562	Traffic Paint & Sign All Charges for Services	0.00	0.00	0	0.00	0%	0	0%	0	0 %
	Total Revenue	0.00	0.00	0.00	0.00	0%	0	0%	0	0 %
51012	Earnings & Benefits	0.00	0.00	26,914	12,494.19	46%	26,914	100%	27,285	1%
51059	Retirement/Termination Payout	0.00	0.00	2,702	2,701.82	100%	2,702	100%	0	0%
	Total Staffing	0.00	0.00	29,616	15,196.01	51%	29,616	100%	27,285	8-%
52185	Info Systems Allocation	0.00	0.00	485	363.69	75%	485	100%	532	10%
52245	Liab Admin Alloc	0.00	0.00	1,018	763.47	75%	1,018	100%	1,218	20%
52246	Unempl Admin Alloc	0.00	0.00	2	1.44	72%	2	100%	2	0%
52247	WC Admin Alloc	0.00	0.00	320	239.94	75%	320	100%	275	14-%
53921	POB Allocation	0.00	0.00	3,205	2,403.72	75%	3,205	100%	2,524	21-%
	Total Alloc Costs & Self Ins	0.00	0.00	5,030	3,772.26	75%	5,030	100%	4,551	10-%
	Total Expense:	0.00	0.00	34,646	18,968.27	55 %	34,646	100 %	31,836	8-%
	Net: Traffic Paint & Sign	0.00	0.00	34,646-	18,968.27-		34,646-		31,836-	

CITY OF POMONA

Revenue / Expenditure Report - 3 Year History

101	General Fund	2021-2022	2022-2023	2023-2024	2023-2024	%	2023-2024	%	2024-2025	%
		ACTUALS	ACTUALS	BUDGET	ACTUALS THRU 03/31/2024	ACTUALS/ BUDGET	YEAR-END ESTIMATE	YR END/ BUDGET	BUDGET	BUDGET CHANGE
		-----	-----	-----	-----	-----	-----	-----	-----	-----
2563	Traffic Sig & Str Light Maint									
40450	Traffic Div Revenue	4,053.07	0.00	0	0.00	0%	0	0%	0	0%
	All Charges for Services	4,053.07	0.00	0	0.00	0%	0	0%	0	0%
	Total Revenue	4,053.07	0.00	0.00	0.00	0%	0	0%	0	0%
51012	Earnings & Benefits	0.00	1,387.32	87,270	53,828.70	62%	85,985	99%	87,813	1%
51030	All Overtime - Non Sworn	0.00	525.30	5,215	5,456.30	105%	6,500	125%	7,000	34%
51066	Callback Pay	0.00	0.00	100	193.38	193%	200	200%	125	25%
	Total Staffing	0.00	1,912.62	92,585	59,478.38	64%	92,685	100%	94,938	3%
52082	Other General Expense	0.00	535.99	1,732	1,643.75	95%	3,500	202%	2,000	15%
52130	Prof Development - Training	0.00	0.00	500	0.00	0%	500	100%	2,000	300%
52285	Controllable Contract Services	0.00	172,500.03	172,685	108,333.35	63%	172,685	100%	175,000	1%
52403	Computer Related Acquisitions	0.00	6,500.00	0	0.00	0%	0	0%	0	0%
	Total Controllable Exp	0.00	179,536.02	174,917	109,977.10	63%	176,685	101%	179,000	2%
52274	Required Contract Services	0.00	19,551.20	19,868	0.00	0%	20,000	101%	20,000	1%
	Total Required Exp	0.00	19,551.20	19,868	0.00	0%	20,000	101%	20,000	1%
52185	Info Systems Allocation	0.00	0.00	2,588	1,940.94	75%	2,588	100%	2,838	10%
52245	Liab Admin Alloc	0.00	0.00	5,428	4,070.97	75%	5,428	100%	6,495	20%
52246	Unempl Admin Alloc	0.00	0.00	12	9.00	75%	12	100%	13	8%
52247	WC Admin Alloc	0.00	0.00	1,708	1,280.97	75%	1,708	100%	1,466	14-%
53921	POB Allocation	0.00	0.00	9,277	6,957.72	75%	9,277	100%	8,115	13-%
	Total Alloc Costs & Self Ins	0.00	0.00	19,013	14,259.60	75%	19,013	100%	18,927	0%
66182	Automobiles & Trucks	0.00	49,290.50	50,000	0.00	0%	0	0%	0	0%
	Total Capital	0.00	49,290.50	50,000	0.00	0%	0	0%	0	0%
Total Expense:		0.00	250,290.34	356,383	183,715.08	52 %	308,383	87 %	312,865	12-%

5/3/2024

CITY OF POMONA

Report No. 1234

Revenue / Expenditure Report - 3 Year History

11:09:53AM

101	General Fund	2021-2022 ACTUALS	2022-2023 ACTUALS	2023-2024 BUDGET	2023-2024 ACTUALS THRU 03/31/2024	% ACTUALS/ BUDGET	2023-2024 YEAR-END ESTIMATE	% YR END/ BUDGET	2024-2025 BUDGET	% BUDGET CHANGE
		-----	-----	-----	-----	-----	-----	-----	-----	-----
	Net: Traffic Sig & Str Light	4,053.07-	250,290.34-	356,383-	183,715.08-		308,383-		312,865-	

CITY OF POMONA

Revenue / Expenditure Report - 3 Year History

101	General Fund	2021-2022	2022-2023	2023-2024	2023-2024	%	2023-2024	%	2024-2025	%
		ACTUALS	ACTUALS	BUDGET	ACTUALS THRU 03/31/2024	ACTUALS/ BUDGET	YEAR-END ESTIMATE	YR END/ BUDGET	BUDGET	BUDGET CHANGE
		-----	-----	-----	-----	-----	-----	-----	-----	-----
4011	Parks Landscape Maint									
40380	All Other Revenues	5,530.40	4,849.20	0	1,609.74	0%	1,610	0%	0	0%
	All Charges for Services	5,530.40	4,849.20	0	1,609.74	0%	1,610	0%	0	0%
80881	Trnsf frm American Rescue Plan	1,500.00	0.00	0	0.00	0%	0	0%	0	0%
	All Transfers In	1,500.00	0.00	0	0.00	0%	0	0%	0	0%
80400	Sale of Capital Assets	2,600.00	0.00	0	250.00	0%	0	0%	0	0%
	All Other Financing Sources	2,600.00	0.00	0	250.00	0%	0	0%	0	0%
	Total Revenue	9,630.40	4,849.20	0.00	1,859.74	0%	1,610	0%	0	0%
51012	Earnings & Benefits	71,115.23	67,048.59	164,749	69,792.61	42%	164,749	100%	191,935	17%
51030	All Overtime - Non Sworn	14,933.24	24,607.09	25,000	26,543.13	106%	38,000	152%	20,250	19-%
51040	Hourly	33,818.78	17,503.18	6,475	6,474.69	100%	6,475	100%	12,061	86%
51042	Holiday - Non Sworn	381.82	541.21	625	51.40	8%	545	87%	0	0%
51059	Retirement/Termination Payout	31.91	62.78	0	0.00	0%	0	0%	0	0%
51066	Callback Pay	235.47	3.04	325	294.97	91%	325	100%	0	0%
51080	Total Buybacks	0.00	0.00	1,069	1,068.46	100%	1,069	100%	0	0%
	Total Staffing	120,516.45	109,765.89	198,243	104,225.26	53%	211,163	107%	224,246	13%
52060	Office Supplies	552.46	238.31	500	261.50	52%	500	100%	500	0%
52063	Postage	0.00	0.00	15	0.00	0%	15	100%	15	0%
52064	Printing & Copying	122.61	8.37	200	3.22	2%	200	100%	200	0%
52130	Prof Development - Training	0.00	5,572.90	7,200	3,745.29	52%	7,200	100%	7,200	0%
52140	Dues, Subscriptions & Certs	280.00	355.00	640	120.00	19%	640	100%	640	0%
52191	Advertising	0.00	11.47	30	0.00	0%	30	100%	0	0%
52285	Controllable Contract Services	14,771.24	9,880.00	44,000	20,054.60	46%	44,000	100%	46,200	5%
52402	Small Tools & Equipment	7,801.42	16,154.09	6,000	2,852.78	48%	6,000	100%	6,000	0%
52403	Computer Related Acquisitions	643.62	1,304.08	3,387	0.00	0%	3,387	100%	0	0%
52430	Other Supplies/Materials	0.00	0.00	500	364.65	73%	500	100%	500	0%
52580	General Maint & Repairs	4,896.02	29,306.29	48,500	22,099.00	46%	48,500	100%	48,500	0%
52581	Office Equip Maint/Repair	0.00	0.00	130	63.09	49%	130	100%	50	62-%
52720	Trees, Shrubs & Seeds	1,295.44	4,699.00	20,000	5,922.40	30%	20,000	100%	30,000	50%
52902	Safety Training & Equip	242.12	406.58	500	0.00	0%	500	100%	500	0%

CITY OF POMONA

Revenue / Expenditure Report - 3 Year History

101	General Fund	2021-2022	2022-2023	2023-2024	2023-2024	%	2023-2024	%	2024-2025	%
		ACTUALS	ACTUALS	BUDGET	ACTUALS THRU 03/31/2024	ACTUALS/ BUDGET	YEAR-END ESTIMATE	YR END/ BUDGET	BUDGET	BUDGET CHANGE
52920	Weed Abatement	24,700.00	39,996.00	30,000	1,800.00	6%	30,000	100%	30,000	0%
52927	Cont-Tree Trim CW Extrodinary	93,010.00	150,260.00	200,000	183,462.00	92%	200,000	100%	200,000	0%
52931	Contract - Tree Maint	117,239.62	456,150.00	304,000	96,782.50	32%	304,000	100%	304,000	0%
52932	Contract - Landscape Maint	1,585,217.19	1,587,298.70	1,665,432	1,053,367.97	63%	1,665,432	100%	1,813,314	9%
52937	Contract - Security	152,860.59	258,733.48	552,217	363,956.52	66%	552,217	100%	552,217	0%
	Total Controllable Exp	2,003,632.33	2,560,374.27	2,883,251	1,754,855.52	61%	2,883,251	100%	3,039,836	5%
52111	Dumping Fee	0.00	0.00	7,484	0.00	0%	7,484	100%	8,000	7%
52274	Required Contract Services	877.50	945.00	3,000	1,190.00	40%	3,000	100%	3,000	0%
52299	Regulatory Compliance	0.00	222.00	850	222.00	26%	850	100%	850	0%
52390	Uniform Service	435.43	1,569.54	2,049	1,205.88	59%	2,049	100%	2,050	0%
52588	Automation-Maintenance	0.00	1,155.00	500	0.00	0%	500	100%	500	0%
53222	Taxes - PBID	0.00	0.00	3,885	1,942.06	50%	3,885	100%	3,962	2%
	Total Required Exp	1,312.93	3,891.54	17,768	4,559.94	26%	17,768	100%	18,362	3%
52070	Gas & Electricity	291,128.42	28,780.66	48,000	24,051.79	50%	48,000	100%	48,000	0%
52071	Water	711,653.65	563,873.93	783,669	580,249.94	74%	783,749	100%	815,000	4%
52121	Telephone Service Expense	3,958.88	3,759.33	3,624	2,838.99	78%	3,624	100%	0	0%
52123	Desk Phone Expense	195.94	303.79	264	113.16	43%	264	100%	0	0%
52128	Cellular Phones	1,488.92	1,711.88	1,700	899.35	53%	1,700	100%	0	0%
	Total Utilities	1,008,425.81	598,429.59	837,257	608,153.23	73%	837,337	100%	863,000	3%
52185	Info Systems Allocation	2,420.43	4,098.00	2,521	1,890.72	75%	2,521	100%	13,595	439%
52235	Claims Exp - Liab	2.00	2.00	0	0.00	0%	0	0%	0	0%
52245	Liab Admin Alloc	0.00	8,443.00	5,287	3,965.22	75%	5,287	100%	15,247	188%
52246	Unempl Admin Alloc	0.00	22.00	12	9.00	75%	12	100%	30	150%
52247	WC Admin Alloc	0.00	2,646.00	1,664	1,247.94	75%	1,664	100%	3,441	107%
52420	Fleet Operation	17,093.00	33,818.00	57,358	43,018.47	75%	57,358	100%	77,587	35%
53921	POB Allocation	7,974.00	7,572.00	11,127	8,345.25	75%	11,127	100%	17,732	59%
	Total Alloc Costs & Self Ins	27,489.43	56,601.00	77,969	58,476.60	75%	77,969	100%	127,632	64%
	Total Capital	0.00	0.00	0	0.00	0%	0	0%	0	0%

CITY OF POMONA

Revenue / Expenditure Report - 3 Year History

101	General Fund	2021-2022 ACTUALS	2022-2023 ACTUALS	2023-2024 BUDGET	2023-2024 ACTUALS THRU 03/31/2024	% ACTUALS/ BUDGET	2023-2024 YEAR-END ESTIMATE	% YR END/ BUDGET	2024-2025 BUDGET	% BUDGET CHANGE
		-----	-----	-----	-----	-----	-----	-----	-----	-----
Total Expense:		3,161,376.95	3,329,062.29	4,014,488	2,530,270.55	63 %	4,027,488	100 %	4,273,076	6%
Net: Parks Landscape Maint		3,151,746.55-	3,324,213.09-	4,014,488-	2,528,410.81-		4,025,878-		4,273,076-	

CITY OF POMONA

Revenue / Expenditure Report - 3 Year History

101	General Fund	2021-2022	2022-2023	2023-2024	2023-2024	%	2023-2024	%	2024-2025	%
		ACTUALS	ACTUALS	BUDGET	ACTUALS THRU 03/31/2024	ACTUALS/ BUDGET	YEAR-END ESTIMATE	YR END/ BUDGET	BUDGET	BUDGET CHANGE
		-----	-----	-----	-----	-----	-----	-----	-----	-----
4035	Parks Facilities Maintenance									
80881	Trnsf frm American Rescue Plan	15,000.00	0.00	0	0.00	0%	0	0%	0	0%
	All Transfers In	15,000.00	0.00	0	0.00	0%	0	0%	0	0%
	Total Revenue	15,000.00	0.00	0.00	0.00	0%	0	0%	0	0%
51012	Earnings & Benefits	376,108.32	370,273.21	521,041	320,825.35	62%	431,597	83%	571,248	10%
51030	All Overtime - Non Sworn	38,668.46	42,391.02	43,000	39,118.44	91%	43,000	100%	40,000	7-%
51040	Hourly	0.00	0.00	8,000	3,478.90	43%	7,579	95%	8,790	10%
51042	Holiday - Non Sworn	0.00	701.39	500	0.00	0%	500	100%	0	0%
51059	Retirement/Termination Payout	31.91	62.78	0	0.00	0%	0	0%	0	0%
51066	Callback Pay	416.31	305.58	1,500	111.98	7%	360	24%	0	0%
51080	Total Buybacks	2,281.01	3,844.71	3,206	3,205.38	100%	3,206	100%	0	0%
	Total Staffing	417,506.01	417,578.69	577,247	366,740.05	64%	486,242	84%	620,038	7%
52060	Office Supplies	0.00	0.00	700	343.76	49%	700	100%	0	0%
52130	Prof Development - Training	0.00	6,577.67	11,950	10,337.95	87%	11,950	100%	6,500	46-%
52140	Dues, Subscriptions & Certs	220.00	145.00	1,000	290.00	29%	1,000	100%	1,000	0%
52170	Building and Yard Repairs	1,752.00	0.00	3,000	0.00	0%	3,000	100%	3,000	0%
52173	Vandalism Repair/Replacement	0.00	0.00	7,500	0.00	0%	7,500	100%	7,500	0%
52210	Janitorial Supplies	1,250.00	119.57	544	0.00	0%	250	46%	250	54-%
52262	Playground Area/Equip	28,654.42	39,222.64	55,000	9,033.58	16%	55,000	100%	55,000	0%
52285	Controllable Contract Services	54,120.66	57,585.34	54,957	27,981.41	51%	54,957	100%	54,957	0%
52402	Small Tools & Equipment	5,362.42	7,727.98	16,000	3,096.80	19%	16,000	100%	8,000	50-%
52403	Computer Related Acquisitions	0.00	2,855.35	3,000	664.29	22%	3,000	100%	0	0%
52430	Other Supplies/Materials	1,729.66	3,043.96	7,000	2,236.79	32%	7,000	100%	7,000	0%
52580	General Maint & Repairs	121,267.13	124,549.09	158,200	60,637.92	38%	158,200	100%	168,200	6%
52581	Office Equip Maint/Repair	0.00	4.11	0	0.00	0%	0	0%	0	0%
52902	Safety Training & Equip	0.00	602.41	1,000	963.33	96%	1,000	100%	1,000	0%
52938	Contract - Bldg Automation	7,252.00	7,468.00	7,842	7,842.00	100%	7,842	100%	7,842	0%
	Total Controllable Exp	221,608.29	249,901.12	327,693	123,427.83	38%	327,399	100%	320,249	2-%
52111	Dumping Fee	0.00	0.00	71,299	43,146.03	61%	71,299	100%	71,299	0%

CITY OF POMONA

Revenue / Expenditure Report - 3 Year History

101	General Fund	2021-2022	2022-2023	2023-2024	2023-2024	%	2023-2024	%	2024-2025	%
		ACTUALS	ACTUALS	BUDGET	ACTUALS THRU 03/31/2024	ACTUALS/ BUDGET	YEAR-END ESTIMATE	YR END/ BUDGET	BUDGET	BUDGET CHANGE
52274	Required Contract Services	8,435.00	8,700.00	14,000	8,408.39	60%	14,000	100%	10,000	29-%
52298	Hazardous Matls Compliance	897.64	559.00	6,500	834.40	13%	1,500	23%	1,500	77-%
52390	Uniform Service	732.47	2,410.54	3,728	2,756.55	74%	3,728	100%	4,000	7%
52588	Automation-Maintenance	0.00	0.00	500	0.00	0%	500	100%	0	0%
	Total Required Exp	10,065.11	11,669.54	96,027	55,145.37	57%	91,027	95%	86,799	10-%
52121	Telephone Service Expense	749.64	531.29	1,000	396.63	40%	1,000	100%	0	0%
52123	Desk Phone Expense	130.63	202.53	264	75.44	29%	264	100%	0	0%
52128	Cellular Phones	1,708.58	1,334.31	2,200	1,107.14	50%	2,200	100%	0	0%
	Total Utilities	2,588.85	2,068.13	3,464	1,579.21	46%	3,464	100%	0	0%
52185	Info Systems Allocation	8,374.20	8,882.00	10,027	7,520.22	75%	10,027	100%	19,553	95%
52245	Liab Admin Alloc	15,652.40	18,298.00	21,032	15,773.94	75%	21,032	100%	38,259	82%
52246	Unempl Admin Alloc	43.16	48.00	48	36.00	75%	48	100%	75	56%
52247	WC Admin Alloc	4,467.40	5,733.00	6,617	4,962.69	75%	6,617	100%	8,635	30%
52420	Fleet Operation	13,530.00	9,028.00	24,625	18,468.72	75%	24,625	100%	16,010	35-%
53921	POB Allocation	37,910.00	44,762.00	40,295	30,221.28	75%	40,295	100%	52,798	31%
	Total Alloc Costs & Self Ins	79,977.16	86,751.00	102,644	76,982.85	75%	102,644	100%	135,330	32%
66182	Automobiles & Trucks	124,794.04	90,392.21	219,000	210,541.25	96%	210,542	96%	0	0%
	Total Capital	124,794.04	90,392.21	219,000	210,541.25	96%	210,542	96%	0	0%
Total Expense:		856,539.46	858,360.69	1,326,075	834,416.56	63 %	1,221,318	92 %	1,162,416	12-%
Net: Parks Facilities		841,539.46-	858,360.69-	1,326,075-	834,416.56-		1,221,318-		1,162,416-	

CITY OF POMONA

Revenue / Expenditure Report - 3 Year History

101	General Fund	2021-2022 ACTUALS	2022-2023 ACTUALS	2023-2024 BUDGET	2023-2024 ACTUALS THRU 03/31/2024	% ACTUALS/ BUDGET	2023-2024 YEAR-END ESTIMATE	% YR END/ BUDGET	2024-2025 BUDGET	% BUDGET CHANGE
2590	CIP									
89987	Transfer to CIP Project Fund	1,128,000.00	5,510,000.00	2,319,315	2,319,315.00	100%	2,319,315	100%	1,246,500	46-%
	Total Transfer Out	1,128,000.00	5,510,000.00	2,319,315	2,319,315.00	100%	2,319,315	100%	1,246,500	46-%
Total Expense:		1,128,000.00	5,510,000.00	2,319,315	2,319,315.00	100 %	2,319,315	100 %	1,246,500	46-%
Net: CIP		1,128,000.00-	5,510,000.00-	2,319,315-	2,319,315.00-		2,319,315-		1,246,500-	

Department at a Glance

~ LIBRARY ~

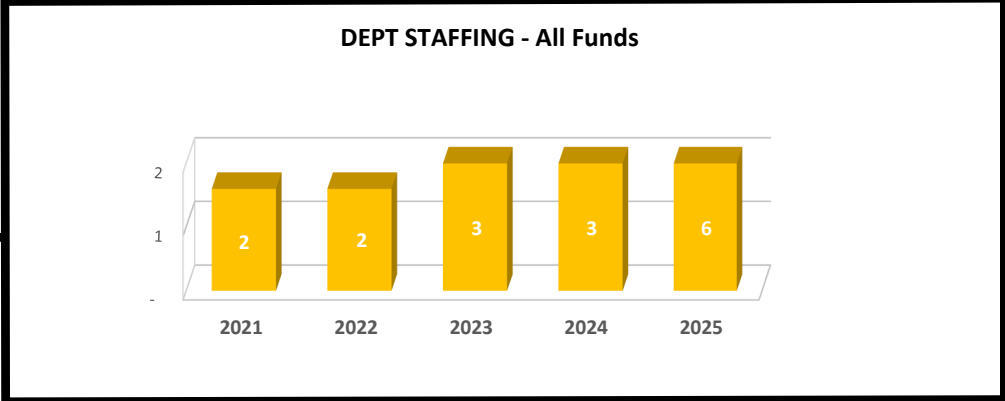
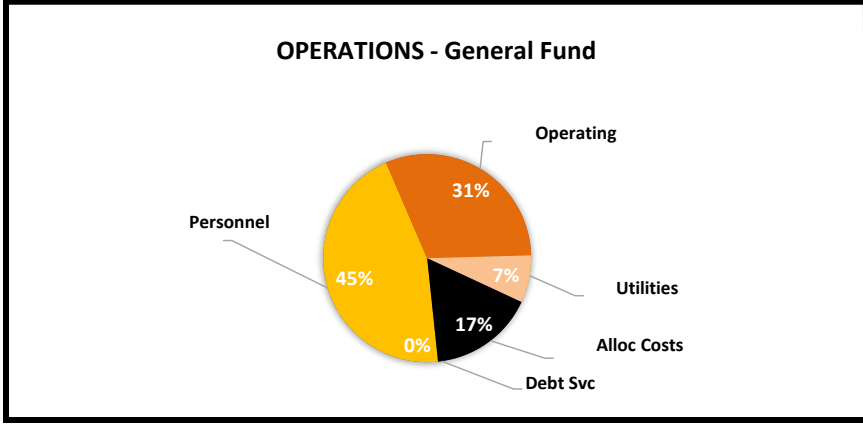
EXPENSE BY DIVISION / FUND			
Library	2022-23 Actual	2023-24 Budget	2024-25 Proposed
4501 Library Operations	1,344,143	1,752,871	1,671,512
4531 Library Youth Commitment	133,029	666,971	500,002
4561 Passport Acceptance Pgm	-	-	-
Total	1,477,172	2,419,842	2,171,514

EXPENSE BY CATEGORY			
	2022-23 Actual	2023-24 Budget	2024-25 Proposed
Personnel	740,569	1,068,890	981,541
Operating	326,273	895,440	673,659
Utilities	127,403	213,243	160,000
Alloc Costs	259,591	242,269	356,314
Capital	23,335	-	-
Debt Svc	-	-	-
Total	1,477,172	2,419,842	2,171,514

SERVICES PROVIDED

The City of Pomona Public Library offers the community reading and reference materials for all ages, in both print and digital formats, along with an extensive selection of online resources. Microfilm copies of archival newspapers, staff guided access to special collections including the historic Frasher photographs, citrus crate labels, and Laura Ingalls Wilder memorabilia, and connections with the local genealogical sources are also available. Programs and services include public internet workstations, public Wi-Fi, weekly children’s story time, Summer Reading program, State Parks passes, teen art classes and video game club, monthly events for families, and more, all for no cost. The Pomona Public Library also partners with organizations to provide additional resources such as health information, tax preparation, volunteer opportunities, and more.

The normal operating hours for the Library are Monday, Tuesday, Wednesday, and Thursday from 12:00 p.m. to 7:00 p.m., as well as Saturday from 11:00 a.m. to 5:00 p.m. The Library is closed Friday and Sunday.



CITY OF POMONA

Revenue / Expenditure Report - 3 Year History

101	General Fund	2021-2022	2022-2023	2023-2024	2023-2024	%	2023-2024	%	2024-2025	%
		ACTUALS	ACTUALS	BUDGET	ACTUALS THRU 03/31/2024	ACTUALS/ BUDGET	YEAR-END ESTIMATE	YR END/ BUDGET	BUDGET	BUDGET CHANGE
		-----	-----	-----	-----	-----	-----	-----	-----	-----
4500	All Library									
40230	Fines	10,296.46	15,085.79	5,000	4,419.56	88%	6,500	130%	5,000	0%
	All Fines	10,296.46	15,085.79	5,000	4,419.56	0%	6,500	109%	5,000	0 %
40873	Grant-State	3,790.00	6,638.00	5,000	7,383.00	148%	7,383	148%	10,000	100%
	All Other Intergovernmental	3,790.00	6,638.00	5,000	7,383.00	0%	7,383	109%	10,000	100 %
40140	Passport Acceptance Fee	0.00	0.00	5,000	0.00	0%	2,500	50%	10,000	100%
	All Fees	0.00	0.00	5,000	0.00	0%	2,500	109%	10,000	100 %
40845	Donations	0.00	2,203.46	0	0.00	0%	0	0%	0	0%
	All Other Misc Revenue	0.00	2,203.46	0	0.00	0%	0	109%	0	0 %
40380	All Other Revenues	1,060.00	1,910.00	1,000	845.00	85%	1,000	100%	1,000	0%
	All Charges for Services	1,060.00	1,910.00	1,000	845.00	0%	1,000	109%	1,000	0 %
80881	Trnsf frm American Rescue Plan	5,000.00	0.00	0	0.00	0%	0	0%	0	0%
	All Transfers In	5,000.00	0.00	0	0.00	0%	0	109%	0	0 %
	Total Revenue	20,146.46	25,837.25	16,000.00	12,647.56	0%	17,383	109%	26,000	63 %
51012	Earnings & Benefits	191,010.38	443,067.37	776,815	394,803.43	51%	702,221	90%	770,141	1-
51040	Hourly	443,924.76	296,115.16	290,575	148,026.21	51%	250,000	86%	207,900	28-
51080	Total Buybacks	1,005.64	1,386.72	1,500	3,164.27	211%	3,165	211%	3,500	133%
	Total Staffing	635,940.78	740,569.25	1,068,890	545,993.91	51%	955,386	89%	981,541	8-
	Total Debt Service	0.00	0.00	0	0.00	0%	0	0%	0	0%
52060	Office Supplies	1,964.11	4,709.09	5,000	2,767.60	55%	7,000	140%	7,000	40%
52063	Postage	790.92	1,172.09	700	673.11	96%	700	100%	700	0%
52064	Printing & Copying	291.76	154.82	1,500	443.55	30%	1,500	100%	1,000	33-
52130	Prof Development - Training	0.00	15.00	1,000	415.00	42%	700	70%	0	0%
52140	Dues, Subscriptions & Certs	6,466.01	6,967.27	7,000	6,533.00	93%	7,000	100%	7,000	0%
52170	Building and Yard Repairs	13,841.16	38,273.54	105,000	13,111.35	12%	105,000	100%	98,500	6-
52210	Janitorial Supplies	1,799.49	2,057.70	2,500	1,622.97	65%	2,500	100%	2,500	0%
52282	Special Programs	1,744.95	7,927.55	17,000	14,214.90	84%	11,500	68%	22,000	29%

CITY OF POMONA

Revenue / Expenditure Report - 3 Year History

101	General Fund	2021-2022	2022-2023	2023-2024	2023-2024	%	2023-2024	%	2024-2025	%
		ACTUALS	ACTUALS	BUDGET	ACTUALS THRU 03/31/2024	ACTUALS/ BUDGET	YEAR-END ESTIMATE	YR END/ BUDGET	BUDGET	BUDGET CHANGE
52285	Controllable Contract Services	100.00	5,022.50	1,600	314.00	20%	1,914	120%	1,600	0%
52350	Departmental Expense	0.00	7,635.25	350,550	0.00	0%	370,550	106%	220,680	37-%
52402	Small Tools & Equipment	4,308.59	3,371.24	5,000	0.00	0%	5,000	100%	5,000	0%
52403	Computer Related Acquisitions	434.10	17,481.23	47,000	6,457.37	14%	47,000	100%	0	0%
52430	Other Supplies/Materials	2,008.24	4,970.89	6,500	4,322.47	66%	6,500	100%	7,000	8%
52580	General Maint & Repairs	9,308.54	11,476.44	10,000	5,401.55	54%	10,000	100%	10,000	0%
52581	Office Equip Maint/Repair	2,526.54	5,021.14	7,000	524.38	7%	5,000	71%	5,000	29-%
52610	Library Books	35,105.40	49,365.71	72,400	32,844.18	45%	72,400	100%	65,179	10-%
52615	Serials	2,439.89	2,481.14	2,500	2,342.01	94%	2,500	100%	2,500	0%
52620	Activity Program Supplies	4,263.41	19,421.42	30,500	25,225.90	83%	17,700	58%	27,000	11-%
52840	Electronic Access	19,924.00	34,527.46	62,400	26,126.85	42%	62,400	100%	62,400	0%
52937	Contract - Security	26,072.18	37,161.29	88,490	26,436.98	30%	88,490	100%	55,000	38-%
52938	Contract - Bldg Automation	10,004.00	10,303.00	10,300	10,300.00	100%	10,300	100%	10,400	1%
	Total Controllable Exp	143,393.29	269,515.77	833,940	180,077.17	22%	835,654	100%	610,459	27-%
52274	Required Contract Services	5,804.88	6,218.53	6,500	3,472.00	53%	6,500	100%	6,200	5-%
52390	Uniform Service	208.17	1,270.70	2,000	1,118.91	56%	2,000	100%	2,000	0%
52588	Automation-Maintenance	39,305.70	49,267.87	53,000	35,038.55	66%	53,000	100%	55,000	4%
	Total Required Exp	45,318.75	56,757.10	61,500	39,629.46	64%	61,500	100%	63,200	3%
52070	Gas & Electricity	112,354.56	115,737.88	200,000	86,112.09	43%	150,000	75%	150,000	25-%
52071	Water	8,501.59	8,282.28	10,000	6,319.15	63%	10,000	100%	10,000	0%
52121	Telephone Service Expense	602.55	548.01	600	407.22	68%	600	100%	0	0%
52123	Desk Phone Expense	1,828.78	2,835.32	2,643	1,056.04	40%	2,643	100%	0	0%
	Total Utilities	123,287.48	127,403.49	213,243	93,894.50	44%	163,243	77%	160,000	25-%
52185	Info Systems Allocation	167,102.41	122,752.00	130,587	97,940.25	75%	130,587	100%	170,514	31%
52245	Liab Admin Alloc	13,940.01	65,653.00	46,169	34,626.69	75%	46,169	100%	93,312	102%
52246	Unempl Admin Alloc	38.26	171.00	104	77.94	75%	104	100%	182	75%
52247	WC Admin Alloc	3,979.48	20,570.00	14,526	10,894.50	75%	14,526	100%	21,059	45%
53921	POB Allocation	13,765.00	50,445.00	50,883	38,162.25	75%	50,883	100%	71,247	40%
	Total Alloc Costs & Self Ins	198,825.16	259,591.00	242,269	181,701.63	75%	242,269	100%	356,314	47%

5/2/2024

CITY OF POMONA

Report No. 1234

Revenue / Expenditure Report - 3 Year History

5:14:08PM

101	General Fund	2021-2022 ACTUALS	2022-2023 ACTUALS	2023-2024 BUDGET	2023-2024 ACTUALS THRU 03/31/2024	% ACTUALS/ BUDGET	2023-2024 YEAR-END ESTIMATE	% YR END/ BUDGET	2024-2025 BUDGET	% BUDGET CHANGE
66189	Other Equipment	0.00	23,335.24	0	0.00	0%	0	0%	0	0%
	Total Capital	0.00	23,335.24	0	0.00	0%	0	0%	0	0%
Total Expense:		1,146,765.46	1,477,171.85	2,419,842	1,041,296.67	43 %	2,258,052	93 %	2,171,514	10-%
Net: All Library		1,126,619.00-	1,451,334.60-	2,403,842-	1,028,649.11-		2,240,669-		2,145,514-	

Line Item Details by Division

CITY OF POMONA

Revenue / Expenditure Report - 3 Year History

101	General Fund	2021-2022	2022-2023	2023-2024	2023-2024	%	2023-2024	%	2024-2025	%
		ACTUALS	ACTUALS	BUDGET	ACTUALS THRU 03/31/2024	ACTUALS/ BUDGET	YEAR-END ESTIMATE	YR END/ BUDGET	BUDGET	BUDGET CHANGE
		-----	-----	-----	-----	-----	-----	-----	-----	-----
4501	Library Administration									
40230	Fines	10,296.46	15,085.79	5,000	4,419.56	88%	6,500	130%	5,000	0%
	All Fines	10,296.46	15,085.79	5,000	4,419.56	0%	6,500	135%	5,000	0%
40873	Grant-State	3,790.00	6,638.00	5,000	7,383.00	148%	7,383	148%	10,000	100%
	All Other Intergovernmental	3,790.00	6,638.00	5,000	7,383.00	0%	7,383	135%	10,000	100%
40845	Donations	0.00	2,203.46	0	0.00	0%	0	0%	0	0%
	All Other Misc Revenue	0.00	2,203.46	0	0.00	0%	0	135%	0	0%
40380	All Other Revenues	1,060.00	1,910.00	1,000	845.00	85%	1,000	100%	1,000	0%
	All Charges for Services	1,060.00	1,910.00	1,000	845.00	0%	1,000	135%	1,000	0%
80881	Trnsf frm American Rescue Plan	5,000.00	0.00	0	0.00	0%	0	0%	0	0%
	All Transfers In	5,000.00	0.00	0	0.00	0%	0	135%	0	0%
	Total Revenue	20,146.46	25,837.25	11,000.00	12,647.56	0%	14,883	135%	16,000	45%
51012	Earnings & Benefits	191,010.38	409,260.01	724,594	358,713.97	50%	650,000	90%	711,234	2-%
51040	Hourly	443,924.76	296,115.16	290,575	148,026.21	51%	250,000	86%	207,900	28-%
51080	Total Buybacks	1,005.64	1,386.72	1,500	3,164.27	211%	3,165	211%	3,500	133%
	Total Staffing	635,940.78	706,761.89	1,016,669	509,904.45	50%	903,165	89%	922,634	9-%
	Total Debt Service	0.00	0.00	0	0.00	0%	0	0%	0	0%
52060	Office Supplies	1,964.11	4,709.09	5,000	2,767.60	55%	7,000	140%	7,000	40%
52063	Postage	790.92	1,172.09	700	673.11	96%	700	100%	700	0%
52064	Printing & Copying	242.38	154.82	1,500	443.55	30%	1,500	100%	1,000	33-%
52130	Prof Development - Training	0.00	15.00	1,000	415.00	42%	700	70%	0	0%
52140	Dues, Subscriptions & Certs	6,466.01	6,967.27	7,000	6,533.00	93%	7,000	100%	7,000	0%
52170	Building and Yard Repairs	13,841.16	30,966.72	13,500	8,108.54	60%	13,500	100%	13,500	0%
52210	Janitorial Supplies	1,799.49	2,057.70	2,500	1,622.97	65%	2,500	100%	2,500	0%
52282	Special Programs	1,744.95	2,084.65	1,500	170.00	11%	1,500	100%	2,000	33%
52285	Controllable Contract Services	100.00	5,022.50	1,600	0.00	0%	1,600	100%	1,600	0%
52350	Departmental Expense	0.00	7,635.25	0	0.00	0%	0	0%	0	0%
52402	Small Tools & Equipment	4,308.59	3,371.24	5,000	0.00	0%	5,000	100%	5,000	0%

CITY OF POMONA

Revenue / Expenditure Report - 3 Year History

101	General Fund	2021-2022	2022-2023	2023-2024	2023-2024	%	2023-2024	%	2024-2025	%
		ACTUALS	ACTUALS	BUDGET	ACTUALS THRU 03/31/2024	ACTUALS/ BUDGET	YEAR-END ESTIMATE	YR END/ BUDGET	BUDGET	BUDGET CHANGE
52403	Computer Related Acquisitions	434.10	279.00	20,000	6,457.37	32%	20,000	100%	0	0%
52430	Other Supplies/Materials	2,008.24	4,970.89	6,500	4,322.47	66%	6,500	100%	7,000	8%
52580	General Maint & Repairs	9,308.54	11,476.44	10,000	5,401.55	54%	10,000	100%	10,000	0%
52581	Office Equip Maint/Repair	2,526.54	5,021.14	7,000	524.38	7%	5,000	71%	5,000	29-%
52610	Library Books	35,105.40	34,380.61	50,000	29,711.35	59%	50,000	100%	50,000	0%
52615	Serials	2,439.89	2,481.14	2,500	2,342.01	94%	2,500	100%	2,500	0%
52620	Activity Program Supplies	4,263.41	7,079.09	4,800	1,503.93	31%	2,000	42%	2,000	58-%
52840	Electronic Access	19,924.00	19,577.54	40,000	26,126.85	65%	40,000	100%	40,000	0%
52937	Contract - Security	26,072.18	10,569.33	28,790	23,150.35	80%	28,790	100%	20,000	31-%
52938	Contract - Bldg Automation	10,004.00	10,303.00	10,300	10,300.00	100%	10,300	100%	10,400	1%
	Total Controllable Exp	143,343.91	170,294.51	219,190	130,574.03	60%	216,090	99%	187,200	15-%
52274	Required Contract Services	5,804.88	6,218.53	6,500	3,472.00	53%	6,500	100%	6,200	5-%
52390	Uniform Service	208.17	1,270.70	2,000	1,118.91	56%	2,000	100%	2,000	0%
52588	Automation-Maintenance	39,305.70	49,267.87	53,000	35,038.55	66%	53,000	100%	55,000	4%
	Total Required Exp	45,318.75	56,757.10	61,500	39,629.46	64%	61,500	100%	63,200	3%
52070	Gas & Electricity	112,354.56	115,737.88	200,000	86,112.09	43%	150,000	75%	150,000	25-%
52071	Water	8,501.59	8,282.28	10,000	6,319.15	63%	10,000	100%	10,000	0%
52121	Telephone Service Expense	602.55	548.01	600	407.22	68%	600	100%	0	0%
52123	Desk Phone Expense	1,828.78	2,835.32	2,643	1,056.04	40%	2,643	100%	0	0%
	Total Utilities	123,287.48	127,403.49	213,243	93,894.50	44%	163,243	77%	160,000	25-%
52185	Info Systems Allocation	167,102.41	122,752.00	130,587	97,940.25	75%	130,587	100%	163,111	25%
52245	Liab Admin Alloc	13,940.01	65,653.00	46,169	34,626.69	75%	46,169	100%	89,253	93%
52246	Unempl Admin Alloc	38.26	171.00	104	77.94	75%	104	100%	174	67%
52247	WC Admin Alloc	3,979.48	20,570.00	14,526	10,894.50	75%	14,526	100%	20,143	39%
53921	POB Allocation	13,765.00	50,445.00	50,883	38,162.25	75%	50,883	100%	65,797	29%
	Total Alloc Costs & Self Ins	198,825.16	259,591.00	242,269	181,701.63	75%	242,269	100%	338,478	40%
66189	Other Equipment	0.00	23,335.24	0	0.00	0%	0	0%	0	0%
	Total Capital	0.00	23,335.24	0	0.00	0%	0	0%	0	0%

CITY OF POMONA

Revenue / Expenditure Report - 3 Year History

101	General Fund	2021-2022 ACTUALS	2022-2023 ACTUALS	2023-2024 BUDGET	2023-2024 ACTUALS THRU 03/31/2024	% ACTUALS/ BUDGET	2023-2024 YEAR-END ESTIMATE	% YR END/ BUDGET	2024-2025 BUDGET	% BUDGET CHANGE
		-----	-----	-----	-----	-----	-----	-----	-----	-----
Total Expense:		1,146,716.08	1,344,143.23	1,752,871	955,704.07	55 %	1,586,267	90 %	1,671,512	5-%
Net: Library Administration		1,126,569.62-	1,318,305.98-	1,741,871-	943,056.51-		1,571,384-		1,655,512-	

CITY OF POMONA

Revenue / Expenditure Report - 3 Year History

101	General Fund	2021-2022	2022-2023	2023-2024	2023-2024	%	2023-2024	%	2024-2025	%
		ACTUALS	ACTUALS	BUDGET	ACTUALS THRU 03/31/2024	ACTUALS/ BUDGET	YEAR-END ESTIMATE	YR END/ BUDGET	BUDGET	BUDGET CHANGE
		-----	-----	-----	-----	-----	-----	-----	-----	-----
4531	Library Youth Commitment									
51012	Earnings & Benefits	0.00	33,807.36	52,221	36,089.46	69%	52,221	100%	58,907	13%
	Total Staffing	0.00	33,807.36	52,221	36,089.46	69%	52,221	100%	58,907	13%
52170	Building and Yard Repairs	0.00	7,306.82	91,500	5,002.81	5%	91,500	100%	85,000	7-%
52282	Special Programs	0.00	5,842.90	15,500	14,044.90	91%	10,000	65%	20,000	29%
52285	Controllable Contract Services	0.00	0.00	0	314.00	0%	314	0%	0	0%
52350	Departmental Expense	0.00	0.00	350,550	0.00	0%	370,550	106%	220,680	37-%
52403	Computer Related Acquisitions	0.00	17,202.23	27,000	0.00	0%	27,000	100%	0	0%
52610	Library Books	0.00	14,985.10	22,400	3,132.83	14%	22,400	100%	15,179	32-%
52620	Activity Program Supplies	0.00	12,342.33	25,700	23,721.97	92%	15,700	61%	25,000	3-%
52840	Electronic Access	0.00	14,949.92	22,400	0.00	0%	22,400	100%	22,400	0%
52937	Contract - Security	0.00	26,591.96	59,700	3,286.63	6%	59,700	100%	35,000	41-%
	Total Controllable Exp	0.00	99,221.26	614,750	49,503.14	8%	619,564	101%	423,259	31-%
52185	Info Systems Allocation	0.00	0.00	0	0.00	0%	0	0%	7,403	0%
52245	Liab Admin Alloc	0.00	0.00	0	0.00	0%	0	0%	4,059	0%
52246	Unempl Admin Alloc	0.00	0.00	0	0.00	0%	0	0%	8	0%
52247	WC Admin Alloc	0.00	0.00	0	0.00	0%	0	0%	916	0%
53921	POB Allocation	0.00	0.00	0	0.00	0%	0	0%	5,450	0%
	Total Alloc Costs & Self Ins	0.00	0.00	0	0.00	0%	0	0%	17,836	0%
Total Expense:		0.00	133,028.62	666,971	85,592.60	13 %	671,785	101 %	500,002	25-%
Net: Library Youth Commitment		0.00	133,028.62-	666,971-	85,592.60-		671,785-		500,002-	

CITY OF POMONA

Revenue / Expenditure Report - 3 Year History

101	General Fund	2021-2022 ACTUALS	2022-2023 ACTUALS	2023-2024 BUDGET	2023-2024 ACTUALS THRU 03/31/2024	% ACTUALS/ BUDGET	2023-2024 YEAR-END ESTIMATE	% YR END/ BUDGET	2024-2025 BUDGET	% BUDGET CHANGE
4561	Passport Acceptance Pgm									
40140	Passport Acceptance Fee	0.00	0.00	5,000	0.00	0%	2,500	50%	10,000	100%
	All Fees	0.00	0.00	5,000	0.00	0%	2,500	50%	10,000	100 %
	Total Revenue	0.00	0.00	5,000.00	0.00	0%	2,500	50%	10,000	100 %
52064	Printing & Copying	49.38	0.00	0	0.00	0%	0	0%	0	0%
	Total Controllable Exp	49.38	0.00	0	0.00	0%	0	0%	0	0%
	Total Expense:	49.38	0.00	0	0.00	0%	0	0%	0	0%
	Net: Passport Acceptance Pgm	49.38-	0.00	5,000	0.00		2,500		10,000	