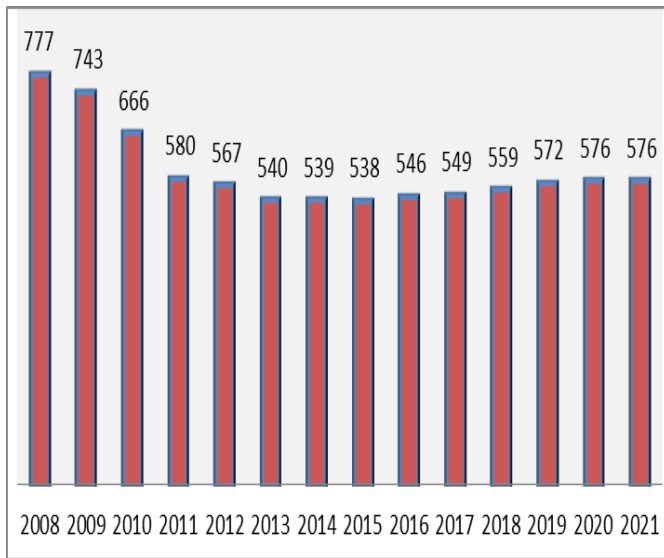


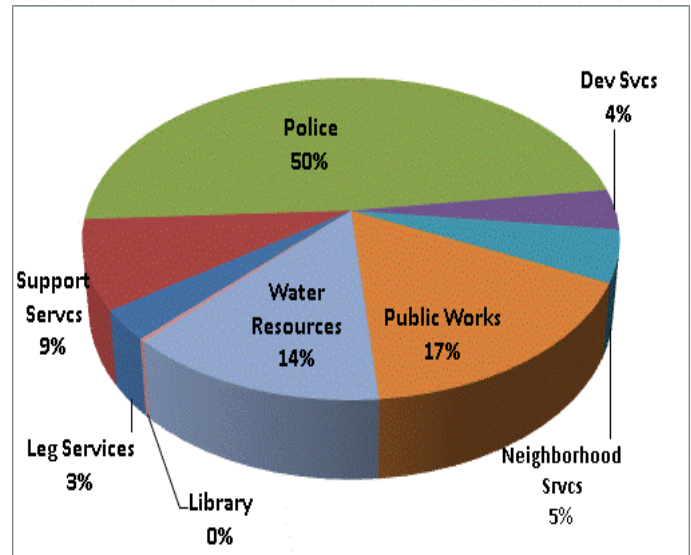
Fiscal Year Comparison of Positions By Department

Department	Authorized 15-16	Authorized 16-17	Authorized 17-18	Authorized 18-19	Amended 19-20	Adopted 20-21	2020-21 Funding	
							GF	Other
Mayor & City Council	7	7	7	7	7	7	8.00	
Administration	7	7	7	7	6	6	3.15	1.85
City Clerk	3	3	3	3	4	4	4.00	
City Treasurer	1	1	1	1	1	1	1.00	
City Attorney	2	2	2	2	-	-		
Human Resources	7	7	7	7	9	9	5.50	3.50
Finance	23	23	32	32	33	33	15.88	17.12
Information Technology	3	3	8	7	7	7	-	7.00
Police	270	271	271	280	282	282	280.11	1.89
Development Services	19	19	23	23	23	23	20.60	2.40
Neighborhood Services	28	29	29	30	31	31	8.28	22.72
Public Works	106	107	93	96	96	96	16.15	79.85
Water Resources	68	68	74	75	75	75	0.00	75.00
Library	1.60	1.60	1.60	1.60	1.60	1.60	1.60	-
Total Benefitted Staffing	545.60	548.60	558.60	571.60	575.60	575.60	364.27	211.33

Staffing



Positions by Department



Authorized Staffing Change Reconciliation

Action Date	Department	FTE Net Change	Details
2018-19 Authorized Staffing			
		571.60	Adopted Staffing Levels at March 18, 2019
2019-20 Adopted Staffing			
		571.60	Proposed Staffing Levels at July 1, 2019
7-15-19	Neighborhood Services	-	Reclassify 3 Housing Techs to 3 Housing Techs I/II
7-15-19	Development Services	-	Reclassify 1 Senior Code Compliance Inspector to Code Compliance Manager
9-16-19	Finance	1.00	Add 1 Buyer
9-16-19	City Attorney/HR	-	Transfer 1 Legal Administrative Assistant from City Attorney office to HR
9-16-19	City Attorney/HR	-	Reclassify 1 Admin Assistant from City Attorney to 1 HR analyst I/II in HR
9-16-19	Neighborhood Services	-	Authorize Salary Scale Adjustment to Community Services Manager
9-16-19	Police	-	Reclassify 1 Police Sergeant to Police Lieutenant
9-16-19	Police	-	Reclassify 1 Accounting Tech II to Senior Accounting Tech
	Police	2.00	Add 2 Jailers, funded by City of La Verne
12-16-19	City Clerk	1.00	Add 1 Administrative Clerk
12-16-19	Development Services	-	Reclassify 1 Senior Planner to Supervising Planner
12-16-19	Finance	-	Reclassify 1 Finance Manager to Deputy Finance Director
12-16-19	Finance	-	Reclassify 1 Revenue Operations Supervisor to Revenue Operations Manager
12-16-19	Police	-	Reclassify 1 CSI to Senior CSI
12-16-19	Water Resources	-	Reclassify 1 Environmental Program Supervisor to Environmental Compliance Supervisor
12-16-19	Water Resources	-	Changing the Utility Eng Assistant/Associate to Utility Assistant/Associate Civil Eng
12-16-19	Water Resources	-	Reclassifying 1 Supervising Water Resources Eng to Utilities Assistant/Associate Civil Eng
12-16-19	Public Works	-	Changing the Engineering Associate to Associate Engineer
12-16-19	Public Works	-	Reclassify 1 Signal/Lighting Tech to Lead Signal/lighting Tech
12-16-19	Water Resources	-	Reclassify 2 Public Services Maintenance Worker I/II to Water Facilities Worker I/II
2019-20 Authorized Staffing			
		575.60	Adopted Staffing Levels at 12-16-19
2020-21 Adopted Staffing			
		575.60	Adopted Staffing Levels at 07-01-20

Authorized Staffing - Citywide

Position Title	Authorized	Amended	Amended	Adopted	Monthly Salaries	
	17-18	18-19	19-20	20-21	Min \$	Max \$
CITY COUNCIL						
Councilmember	6	6	6	6	819	819
Mayor	1	1	1	1	1,638	1,638
Total - CITY COUNCIL	7	7	7	7		
ADMINISTRATION						
Administrative Assistant I/II/III	1	-	-	-	3,183	4,714
City Manager	1	1	1	1	14,445	20,905
Deputy City Manager	2	2	2	2	9,684	12,978
Executive Assistant	1	-	-	-	5,903	7,175
Senior Administrative Assistant	-	2	2	2	4,388	5,335
Senior Project Manager	1	1	1	1	7,743	9,412
Youth and Family Services Manager	-	-	-	-	-	-
Governmental and Community Affairs Mgr.	1	1	-	-	7,743	9,415
Total - ADMINISTRATION	7	7	6	6		
CITY CLERK						
City Clerk	1	1	1	1	8,052	14,421
Deputy City Clerk I/II	2	2	2	2	3,879	5,335
Administrative Clerk	-	-	1	1	3,032	3,682
Total - CITY CLERK	3	3	4	4		
CITY TREASURER						
City Treasurer	1	1	1	1	-	-
Total - CITY TREASURER	1	1	1	1		
CITY ATTORNEY						
Administrative Assistant I/II/III	1	1	-	-	3,183	4,714
Legal Administrative Assistant	1	1	-	-	6,354	7,727
Total - CITY ATTORNEY	2	2	-	-		
HUMAN RESOURCES						
Human Resources Assistant	1	1	1	1	3,514	4,271
Human Resources Manager	1	1	1	1	8,980	10,918
Human Resources/Risk Mgmt Director	1	1	1	1	12,094	16,207
Human Resources Technician/Analyst	-	-	-	-	-	-
Human Resources Analyst I/II	1	1	2	2	4,725	6,998
Legal Administrative Assistant	-	-	1	1	6,354	7,727
Risk Manager	1	1	1	1	8,980	10,918
Safety and Emergency Preparedness Officer	1	1	1	1	5,755	6,998
Senior Human Resources Analyst	1	1	1	1	6,678	8,114
Total - HUMAN RESOURCES	7	7	9	9		

Authorized Staffing - Citywide

Position Title	Authorized	Amended	Amended	Adopted	Monthly Salaries	
	17-18	18-19	19-20	20-21	Min \$	Max \$
FINANCE						
Accounting Technician I/II	2	2	2	2	3,104	4,168
Accounting Manager	1	1	1	1	8,980	10,918
Accounting Supervisor	1	1	1	1	7,373	8,960
Budget Officer	1	1	1	1	7,017	8,531
Business License Specialist	-	-	-	-	-	-
Buyer	-	-	1	1	4,844	5,887
Customer Services Specialist I/II	8	8	8	8	3,262	3,477
Deputy Finance Director	-	-	1	1	9,915	12,052
Finance Director / City Treasurer	1	1	1	1	12,706	17,028
Finance Manager	1	1	-	-	-	-
Payroll Coordinator	-	2	2	2	3,977	4,833
Payroll Specialist	2	-	-	-	-	-
Payroll Supervisor	-	-	-	-	-	-
Principal Accountant	1	2	2	2	6,678	8,114
Purchasing Manager	1	1	1	1	7,374	8,961
Revenue Manager	-	-	-	-	-	-
Revenue Services Supervisor	-	-	-	-	-	-
Revenue Operations Manager	-	-	1	1	7,374	8,961
Revenue Operations Supervisor	2	2	1	1	6,202	7,540
Senior Accountant	4	3	3	3	6,051	7,354
Senior Accounting Technician	1	1	1	1	3,977	4,833
Senior Customer Service Specialist	5	5	5	5	3,977	4,833
Senior Purchasing Technician	1	1	1	1	3,977	4,833
Total - FINANCE	32	32	33	33		
INFORMATION TECHNOLOGY						
Database Administrator	1	1	1	1	7,374	8,961
Information Technology Director	1	1	1	1	9,448	12,661
Telecommunications Technician	1	-	-	-	-	-
Senior Systems Analyst	2	2	2	2	6,051	7,354
Systems Technician	3	3	3	3	4,388	5,335
Total - INFORMATION TECHNOLOGY	8	7	7	7		
POLICE						
NON-SWORN						
Accounting Technician I/II	1	1	-	-	-	-
Administrative Services Manager	1	1	1	1	7,016	8,527
Community Services Officer I / II	11	17	17	17	3,428	4,600
Crime Scene Investigator (Civilian)	3	3	2	2	5,347	6,500
Criminal Intelligence Coordinator	1	1	1	1	4,725	5,743
Jail Supervisor	1	1	1	1	5,480	6,661
Jailer	13	13	15	15	3,977	4,833

Authorized Staffing - Citywide

Position Title	Authorized	Amended	Amended	Adopted	Monthly Salaries	
	17-18	18-19	19-20	20-21	Min \$	Max \$
Management Analyst	1	1	1	1	5,347	6,500
Parking Enforcement Officer	4	4	4	4	3,104	3,773
Payroll Technician	-	-	-	-	-	-
Payroll Technician I/II	1	1	1	1	3,262	4,271
Police Building Facility Coordinator	1	1	1	1	5,347	6,500
Police Civilian Division Commander	1	1	1	1	9,915	12,052
Police Department Coordinator	2	2	2	2	4,388	5,335
Police Dispatch and Jail Services Manager	1	1	1	1	8,135	9,889
Police Dispatch Shift Supervisor	6	6	6	6	6,514	7,919
Police Dispatcher I/II	17	17	17	17	4,388	5,887
Police Division Coordinator I/II/III	4	4	4	4	3,183	4,714
Police Records Manager	1	1	1	1	6,678	8,114
Police Records Shift Supervisor	2	2	2	2	4,609	5,605
Police Records Specialist I/II	15	13	13	13	3,262	4,377
Property and Evidence Technician	2	2	2	2	3,785	4,600
Public Information Specialist I/II	-	1	1	1	4,388	6,500
Rangemaster	1	1	1	1	4,844	5,887
Report Taker	2	-	-	-	-	-
Senior Accounting Technician	-	-	1	1	3,977	4,833
Senior Communication Technician	2	2	2	2	5,902	7,173
Senior Crime Scene Investigator	-	-	1	1	5,902	7,173
Senior Jailer	4	4	4	4	4,609	5,605
Senior Parking Enforcement Officer	1	1	1	1	3,428	4,168
Senior Police Dispatcher	3	3	3	3	5,347	6,500
Senior Police Records Specialist	5	5	5	5	3,977	4,833
Senior Property and Evidence Technician	1	1	1	1	4,388	5,335
Subtotal - Police - Non Sworn	108	111	113	113		
SWORN						
Deputy Police Chief	1	1	1	1	12,209	14,910
Police Captain	2	2	2	2	11,628	14,200
Police Chief	1	1	1	1	16,821	22,542
Police Corporal	14	18	18	18	7,198	8,789
Police Investigator	21	23	23	23	7,329	8,948
Police Lieutenant	6	6	7	7	10,114	12,348
Police Officer	101	100	100	100	6,544	7,989
Police Sergeant	17	18	17	17	8,427	10,290
Subtotal - Police - Sworn	163	169	169	169		
Total - POLICE	271	280	282	282		

Authorized Staffing - Citywide

Position Title	Authorized	Amended	Amended	Adopted	Monthly Salaries	
	17-18	18-19	19-20	20-21	Min \$	Max \$
NEIGHBORHOOD SERVICES						
Administrative Assistant I/II/III	1	1	1	1	3,183	4,714
Community Services Manager	1	1	1	1	8,550	10,393
Facilities Custodian	1	1	1	1	2,959	3,591
Family Self Sufficiency Coordinator	1	1	1	1	6,354	7,727
Governmental and Community Affairs Mgr.	-	-	1	1	7,743	9,415
Homeless Programs Supervisor	1	1	1	1	7,016	8,527
Homeless Services Coordinator	-	-	-	-	-	-
Housing Analyst	1	2	2	2	5,347	6,500
Housing Authority Administrator	-	-	-	-	-	-
Housing Authority Manager	1	1	1	1	8,550	10,393
Housing Grants Administrator	-	-	-	-	-	-
Housing Grants Supervisor	1	1	1	1	7,016	8,527
Housing Inspector I/II	2	2	2	2	4,498	6,036
Housing Loan Coordinator I/II	2	2	2	2	4,388	5,887
Housing Rehabilitation Specialist	2	2	2	2	5,221	6,341
Housing Services Manager	1	1	1	1	8,550	10,393
Housing Specialist I/II/III	4	4	4	4	3,879	6,186
Housing Technician	3	3	-	-	-	-
Housing Technician I/II			3	3	3,604	4,833
Lead Facilities Custodian	1	1	1	1	3,428	4,168
Management Analyst	2	2	2	2	5,347	6,500
Neighborhood Services Director	1	1	1	1	11,230	15,050
Neighborhood Services Manager	-	-	-	-	-	-
Recreation Coordinator	1	1	1	1	4,844	5,887
Recreation Supervisor	2	2	2	2	5,902	7,173
Rehabilitation Specialist	-	-	-	-	-	-
Total - NEIGHBORHOOD SVCS	29	30	31	31		
DEVELOPMENT SERVICES						
Administrative Assistant I/II/III	1	1	1	1	3,183	4,714
Administrative Clerk	1	1	1	1	3,032	3,682
Assistant/Associate Planner	5	5	5	5	5,221	6,998
Code Compliance Inspector	7	7	7	7	4,725	5,743
Code Compliance Manager	1	-	1	1	6,051	7,354
Code Compliance Supervisor	-	1	1	1	6,354	7,727
Development Services Director	1	1	1	1	12,094	16,207
Development Services Manager	1	-	-	-	-	-

Authorized Staffing - Citywide


Position Title	Authorized 17-18	Amended 18-19	Amended 19-20	Adopted 20-21	Monthly Salaries Min \$ Max \$	
Planning Manager	-	1	1	1	9,915	12,052
Planning Technician	2	2	2	2	4,282	5,200
Program Assistant	-	-	-	-	-	-
Program Specialist	1	1	1	1	4,498	5,468
Senior Code Compliance Inspector	1	1	-	-	-	-
Senior Planner	2	2	1	1	6,678	8,114
Supervising Planner	-	-	1	1	8,135	9,889
Total - DEVELOP SVCS	23	23	23	23		
PUBLIC WORKS						
Accounting Technician I/II	1	1	1	1	3,104	4,168
Administrative Assistant I/II/III	3	3	3	3	3,183	4,714
Administrative Clerk	1	1	1	1	3,032	3,682
Assistant/Associate/Associate Civil Engineer	-	-	5	5	6,354	9,412
City Engineer	1	1	1	1	11,497	13,977
Contracts Coordinator	-	-	-	-	-	-
Customer Service Representative I / II	-	-	-	-	-	-
Customer Service Supervisor	-	-	-	-	-	-
Deputy Public Works Director	1	-	-	-	-	-
Engineering Assistant / Associate	4	5	-	-	-	-
Engineering Technician	2	2	2	2	4,965	6,036
Environmental Programs Supervisor	-	-	-	-	-	-
Equipment Mechanic	3	3	3	3	4,177	5,077
Facilities Maintenance Supervisor	1	1	1	1	6,354	7,727
Facilities Maintenance Technician	1	2	2	2	4,388	5,335
Fleet Services Manager	1	1	1	1	7,743	9,415
Fleet and Facilities Services Manager	-	-	-	-	-	-
Fleet Services Supervisor	1	1	1	1	5,902	7,173
Graffiti Removal Worker	6	6	6	6	3,032	3,682
Heavy Equipment Mechanic	6	6	6	6	4,609	5,605
Lead Customer Service Representative	-	-	-	-	-	-
Lead Equipment Mechanic	1	1	1	1	5,347	6,500
Lead Facilities Maintenance Technician	2	2	2	2	5,088	6,186
Lead Graffiti Removal Worker	1	1	1	1	3,514	4,271
Lead Landscape Maintenance Technician	-	1	1	1	4,075	4,952
Lead Meter Technician	-	-	-	-	-	-
Lead Signal & Lighting Technician	-	-	1	1	5,347	6,500
Management Analyst	-	1	1	1	5,347	6,500
Meter Technician	-	-	-	-	-	-
Paint and Sign Technician I / II	2	2	2	2	3,346	4,489
Parks and Facilities Manager	1	1	1	1	8,550	10,393
Parks and Landscape Manager	-	-	-	-	-	-
Parks and Landscape Supervisor	1	1	1	1	6,354	7,727

Authorized Staffing - Citywide

Position Title	Authorized	Amended	Amended	Adopted	Monthly Salaries	
	17-18	18-19	19-20	20-21	Min \$	Max \$
Parks Maintenance Specialist	1	-	-	-	-	-
Program Assistant	1	3	3	3	3,879	4,714
Program Specialist	1	-	-	-	-	-
Public Services Crew Leader	3	3	3	3	4,075	4,952
Public Services Specialist	1	-	-	-	-	-
Public Services Supervisor	1	1	1	1	6,354	7,727
Public Services Maintenance Worker I/II	9	9	9	9	3,183	4,271
Public Works Director	1	1	1	1	11,799	15,812
Public Works Inspector I/II	3	3	3	3	5,221	6,998
Senior Administrative Assistant	1	1	1	1	4,388	5,335
Senior Civil Engineer	2	2	2	2	8,978	10,916
Senior Customer Service Representative	-	-	-	-	-	-
Senior Management Analyst	2	2	2	2	6,354	7,727
Signal & Lighting Technician	3	3	2	2	4,844	5,887
Solid Waste Driver	19	20	20	20	3,977	4,833
Solid Waste Supervisor	2	2	2	2	5,902	7,173
Storekeeper	1	1	1	1	3,428	4,168
Streets & Solid Waste Services Manager	1	1	1	1	8,550	10,393
Traffic Operations Crew Chief	1	1	1	1	5,755	6,998
Total - PUBLIC WORKS	93	96	96	96		
WATER RESOURCES						
Administrative Assistant I / II / III	-	-	-	-	-	-
Environmental Programs Supervisor	1	1	-	-	-	-
Environmental Compliance Supervisor	-	-	1	1	7,937	9,647
Distribution & Wastewater Op Supervisor	-	1	1	1	8,548	10,390
Lead Meter Technician	1	1	1	1	4,498	5,468
Meter Technician	3	3	3	3	3,879	4,714
Program Assistant	2	3	3	3	3,879	4,714
Program Specialist	1	1	1	1	4,498	5,468
Public Services Maintenance Worker I / II	2	2	-	-	-	-
Senior Administrative Assistant	1	1	1	1	4,388	5,335
Senior Management Analyst	1	1	1	1	6,354	7,727
Senior Storekeeper	1	-	-	-	-	-
Senior Utility System Technician	1	1	1	1	6,844	8,319
Senior Water Resources Engineer	2	2	2	2	8,978	10,916
Storekeeper	-	-	-	-	-	-
Supervising Water Resources Engineer	1	1	-	-	-	-
Utility Assist/Assoc/Assoc Civil Engineer	-	-	1	1	6,354	9,412
Utility System Technician	1	1	1	1	6,202	7,540
Wastewater Collection Systems Crew Chief	1	1	1	1	6,844	8,319
Wastewater Collection System Supvr	1	-	-	-	-	-
Wastewater Maintenance Technician I/II/III	7	7	7	7	3,785	5,887

Authorized Staffing - Citywide

Position Title	Authorized 17-18	Amended 18-19	Amended 19-20	Adopted 20-21	Monthly Salaries	
					Min \$	Max \$
Water Facilities Worker I/II	-	-	2	2	3,183	4,271
Water Resources Director	1	1	1	1	11,799	15,812
Water Resources Manager	-	1	1	1	10,941	13,304
Water Resources Operations Manager	1	-	-	-	-	-
Water & Wastewater Operations Director	-	-	-	-	-	-
Water & Wastewater Operations Manager	-	-	-	-	-	-
Water Distribution Supervisor	-	-	-	-	-	-
Water Operations Crew Chief	5	5	5	5	6,844	8,319
Water Operations Manager	-	1	1	1	9,915	12,052
Water Production Supervisor	1	-	-	-	-	-
Water Production & Treatment Operations Super	-	1	1	1	8,548	10,390
Water Quality Control Technician I/II	2	2	2	2	4,965	6,661
Water System Operator I/II/III	3	3	3	3	4,388	6,828
Water Treatment & Quality Crew Chief	2	2	2	2	6,844	8,319
Water Treatment & Quality Supervisor	1	1	1	1	7,937	9,647
Water Treatment Plant Operator I/II/III	5	5	5	5	4,609	7,173
Water Utility Crew Leader	8	8	8	8	4,844	5,887
Water Utility Worker I / II	17	17	17	17	3,785	5,077
Welder/Fabricator	1	1	1	1	5,347	6,500
Total - WATER RESOURCES	74	75	75	75		
LIBRARY						
Librarian I / II	0.60	0.60	0.60	0.60	2,163	2,902
Library Services Manager	1.00	1.00	1.00	1.00	7,090	8,616
Total - LIBRARY	1.6	1.6	1.6	1.6		
TOTAL - ALL BENEFITTED POSITIONS	558.60	571.60	575.60	575.60		



This Page Intentionally Left Blank

