

Traffic Projects



Five Year Capital Improvement Program

	Page #	Expended as of 2/29/20	Remaining Budget	Adopted 2020/21
Traffic				
~ Funded Projects ~				
Traffic Calming Improvements - Speed Radar Feedback Signs	1	1,978	88,003	-
Traffic Operations - Communication Upgrade	2	1,436,166	155,177	-
TSSP Project - Valley Boulevard/Holt Avenue	3	-	625,000	-
Subtotals:		1,438,144	868,180	-
~ Partially Funded Projects ~				
Bike Path - San Jose Creek	4	7	94,487	-
Engineering and Traffic Survey - Citywide	5	-	-	75,000
Streetlights - District 6 (CDBG) (FY 19-20 to FY 21-22)	6	-	111,376	-
Traffic Signal - Countdown Pedestrian Heads	7	69	30,931	-
Traffic Signal - Fairplex Drive & Arroyo Drive	8	-	50,000	-
Traffic Signal Improvements - Battery Backup System	9	15,288	184,712	-
Traffic Signal Improvements - Towne & Philadelphia and Garey & Philadelphia	10	80,719	57,281	-
Transit Improvement Program - Gold Line	11	12,843	1,610,717	-
Subtotals:		108,926	2,139,504	75,000
~ Unfunded Projects ~				
Crosswalk Enhancements	-	-	-	-
Local Roadway Safety Plan (LRSP)	-	-	-	-
Reflective Street Name Signs - Replacement	-	-	-	-
Streetlights - Citywide (CDBG) (FY 14-15 to FY 16-17)	-	-	-	-
Traffic Signal Controller Cabinet Replacement - Citywide	-	-	-	-
Traffic Signal Improvements - Conduit Replacements	-	-	-	-
Traffic Signal Modifications - Garey Avenue (McKinley Ave/10 Fwy WB-On Ramps)	-	-	-	-
Traffic Signal Pole Replacement - Citywide	-	-	-	-
Traffic Signal - Roselawn Ave and Humane Way	-	-	-	-
Subtotals:		-	-	-
Traffic Category Totals:		1,547,070	3,007,684	75,000

Plan 2021/22	Plan 2022/23	Plan 2023/24	Plan Beyond 2024	Total Project Cost	Impact to Future Operating	Project Number
-	-	-	-	89,981	Minimal	68566
-	-	-	-	1,591,343	Minimal	58382
-	-	-	-	625,000	Minimal	76026
-	-	-	-	2,306,324		
-	-	5,365,506	-	5,460,000	Minimal	58072
24,852	-	-	-	99,852	Minimal	68567
110,000	88,624	-	-	310,000	Minimal	68565
244,000	-	-	-	275,000	Minimal	68563
150,000	150,000	150,000	100,000	600,000	1,200	68564
-	-	682,000	-	882,000	Minimal	68554
617,600	-	-	-	755,600	Minimal	68549
450,000	450,000	450,000	4,026,440	7,000,000	Minimal	68559
1,596,452	688,624	6,647,506	4,126,440	15,382,452		
10,000	10,000	10,000	20,000	50,000	Minimal	Unassigned
92,000	-	-	-	92,000	Minimal	68570
5,000	5,000	5,000	555,000	570,000	Minimal	Unassigned
500,000	500,000	500,000	405,000	1,905,000	Minimal	64777
-	-	-	3,661,000	3,661,000	Minimal	Unassigned
-	-	-	3,114,000	3,114,000	Minimal	Unassigned
275,000	-	-	-	275,000	Minimal	68550
-	-	-	3,607,000	3,607,000	Minimal	Unassigned
-	-	-	600,000	600,000	Minimal	Unassigned
882,000	515,000	515,000	11,962,000	13,874,000		
2,478,452	1,203,624	7,162,506	16,088,440	31,562,776		



THIS PAGE INTENTIONALLY LEFT BLANK





Funded Projects



Capital Improvement Program Project Details

Project Title: **Traffic Calming Improvements - Speed Radar Feedback Signs**

Project Description: Phase 1 - This project will provide traffic calming improvements by installing three speed radar feedback signs in District 5. One sign will be installed on Village Loop Road, and two signs will be installed, one in each direction, on Phillips Drive near Mission Boulevard.

Project Number:
428-2590-XXXXX-68566

Phase 2 - This project will provide traffic calming improvements by installing speed radar feedback signs in District 4. District 4 will have up to 8 speed radar signs. The proposed traffic calming improvements consists of installing up to two speed radar feedback signs at each of the following locations: Indian Hills Boulevard, Towne Avenue, San Bernardino Avenue, and Alvarado Street. (amended June 15, 2020).

Department / Division
PW/Engineering

(Description changed FY 19-20)

Project Manager
Ron Chan

Council District: - 1 - 2 - 3 - 4 - 5 - 6 Citywide Outside City limits

Project Statistics: Origination Yr: 2019-20 Yr Amended: 2019-20 Changes from Prior Year: No Yes

Financial Requirements:

Funding Summary Total Proj Cost \$ **89,981** Total Funded \$ **89,981** Total Unfunded \$ **0**

Impact on Future Operating Costs Minimal Increase Decrease Annual Amt \$ _____ Incr/Decr Charged to Fund # 208

Funding Allocation

Funding Source(s)	Restr Fund	YTD Costs as of 2/29/20	Remaining Budget	Fiscal 2020-21	Plan 2021-22	Plan 2022-23	Plan 2023-24	Plan Beyond 2024
District 5 CIP Carryover Discretionary Fund	N	1,978	17,522	-				
District 4 CIP Carryover Discretionary Fund	N	-	70,481					
Total		1,978	88,003	-	-	-	-	-
Pending								
Unfunded								

Project Location



Traffic Calming Improvements - Speed Radar Feedback Signs

Capital Improvement Program Project Details

Project Title: **Traffic Operations - Communication Upgrade**

Project Description: This project will provide a fiber link from the Traffic Operations Center (TOC) to the City Yard/Signal Maintenance for a workstation to monitor traffic signals citywide and various communication modems for direct signal connection and improvements to the rooms used to house equipment at the Regional Transit Center. Phase I (Temple Avenue coordination) completed. Phase II (identify and repair existing fiber link) is ongoing. Phase III (Garey Avenue signal timing coordination, bicycle detection, wiring and conduit upgrade, and controller upgrades from Mission Boulevard to County Road). Phase IV (Establish remote communication with Temple Avenue and review/update signal timing coordination); Phase V (Restore fiber optic connections within the Downtown area).

(Description changed FY 20-21)

Project Number:
245-2590-XXXXX-58382

Department / Division
PW/Trans & Dev

Project Manager
Ron Chan

Council District: - 1 - 2 - 3 - 4 - 5 - 6 Citywide Outside City limits

Project Statistics: Origination Yr: 2008-09 Yr Amended: 2020-21 Changes from Prior Year: No Yes

Financial Requirements:

Funding Summary Total Proj Cost \$ **1,591,343** Total Funded \$ **1,591,343** Total Unfunded \$ **0**

Impact on Future Operating Costs Minimal Increase Decrease Annual Amt \$ - Incr/Decr Charged to Fund # **128/208**

Funding Allocation

Funding Source(s)	Restr Fund	YTD Costs as of 2/29/20	Remaining Budget	Fiscal 2020-21	Plan 2021-22	Plan 2022-23	Plan 2023-24	Plan Beyond 2024
Measure R Fund	N	44,561	55,439	-				
Prop C Fund	N	99,000	-	-				
SB821 (TDA) Article III Fund	N	106,576	-	-				
SCAQMD Subvention Fund (AB 2766)	Y	746,029	99,738	-				
SCAQMD Local Match 2015 MSRC Grant	Y	440,000	-	-				
Total		1,436,166	155,177	-	-	-	-	-

Pending								
Unfunded								

Project Locations



Capital Improvement Program Project Details

Project Title: **TSSP Project - Valley Boulevard/Holt Avenue**

Project Description: Joint project with LA County to improve traffic flow along the Valley Boulevard/Holt Avenue (Lemon Avenue to Mills Avenue) Traffic Signal Synchronization Project (TSSP). The typical TSSP project involves upgrading all the traffic signals along a route to keep the signals synchronized, placing vehicle detectors in the pavement to detect the presence of vehicles, coordinating the timing of the signals between successive intersections, and automatically adjusting the traffic signals to facilitate the movement of vehicles through the intersections. The TSSP project also improves traffic signal operations by upgrading each traffic signal to Federal and State standards and installing the appropriate components to enable each signal to be capable of time-based coordination. LA County is the lead agency. City cost share will be 20% local match of the Engineer's estimate.

Project Number: 428-2590-XXXXX-76026
Department / Division PW/Engineering
Project Manager Ron Chan

Council District: - 1 - 2 - 3 - 4 - 5 - 6 Citywide Outside City limits

Project Statistics: Origination Yr: 2018-19 Yr Amended: N/A Changes from Prior Year: No Yes

Financial Requirements:

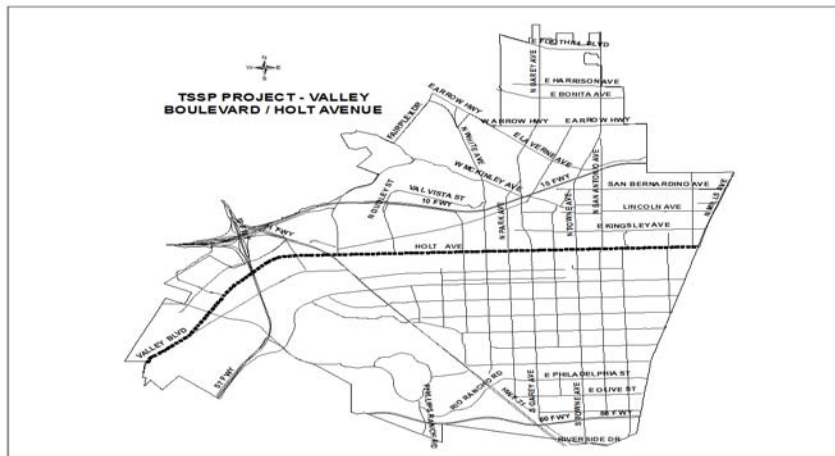
Funding Summary Total Proj Cost \$ **625,000** Total Funded \$ **625,000** Total Unfunded \$ **0**

Impact on Future Operating Costs Minimal Increase Decrease Annual Amt \$ _____ Incr/Decr Charged to Fund # 208

Funding Allocation

Funding Source(s)	Restr Fund	YTD Costs as of 2/29/20	Remaining Budget	Fiscal 2020-21	Plan 2021-22	Plan 2022-23	Plan 2023-24	Plan Beyond 2024
Prop C Fund	N	-	434,852	-				
SCAQMD Subvention Fund (AB 2766)	Y	-	190,148	-				
Total		-	625,000	-	-	-	-	-
Pending								
Unfunded								

Project Location





Partially Funded Projects



Capital Improvement Program Project Details

Project Title: **Bike Path - San Jose Creek**

Project Description: This project is for the development of a bicycle path along the San Jose Creek from a point between the westerly City limits and Temple Avenue to I-10. Current project budget is to support coordination with Los Angeles County and San Gabriel Valley Council of Governments for grants, and design coordination.

SGVCOG is administering a \$1.5M subregional Measure M grant for design of this project .

(Description changed FY 19-20)

Project Number:
428-2590-XXXXX-58072

Department / Division
PW/Engineering

Project Manager
Ron Chan

Council District: - 1 - 2 - 3 - 4 - 5 - 6 Citywide Outside City limits

Project Statistics: Origination Yr: 2014-15 Yr Amended: 2019-20 Changes from Prior Year: No Yes

Financial Requirements:

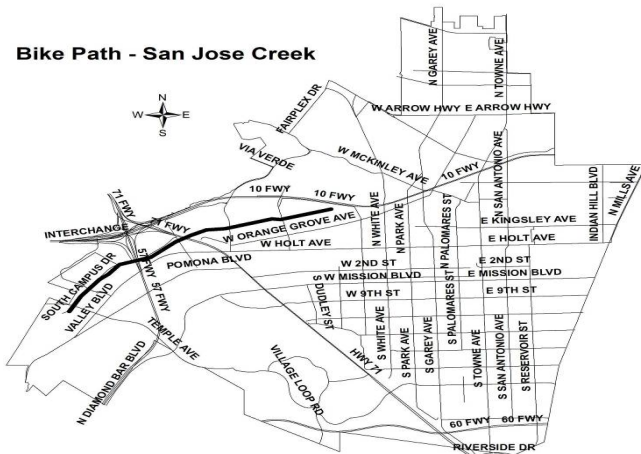
Funding Summary Total Proj Cost \$ **5,460,000** Total Funded \$ **94,494** Total Unfunded \$ **5,365,506**

Impact on Future Operating Costs Minimal Increase Decrease Annual Amt \$ - Incr/Decr Charged to Fund # 272

Funding Allocation

Funding Source(s)	Restr Fund	YTD Costs as of 2/29/20	Remaining Budget	Fiscal 2020-21	Plan 2021-22	Plan 2022-23	Plan 2023-24	Plan Beyond 2024
Bike Trail Grant Fund (SB821 (TDA) Article III Fund)	N	7	63,183	-				
Measure R Fund	N	-	31,304	-				
Total		7	94,487	-	-	-	-	-
Pending								
Unfunded							5,365,506	

Project Location



Before Construction



Capital Improvement Program Project Details

Project Title: **Engineering and Traffic Survey - Citywide**

Project Description: Conduct traffic counts, speed survey, review accident history, and prepare engineering, and traffic survey. Current traffic surveys will expire by the end of 2020. New surveys must be completed to meet State of California's requirement for enforcement.

Project Number: 428-2590-XXXXX-68567
Department / Division PW/Engineering
Project Manager Ron Chan

Council District: - 1 - 2 - 3 - 4 - 5 - 6 Citywide Outside City limits

Project Statistics: Origination Yr: 2019-20 Yr Amended: 2020-21 Changes from Prior Year: No Yes

Financial Requirements:

Funding Summary Total Proj Cost \$ **99,852** Total Funded \$ **75,000** Total Unfunded \$ **24,852**

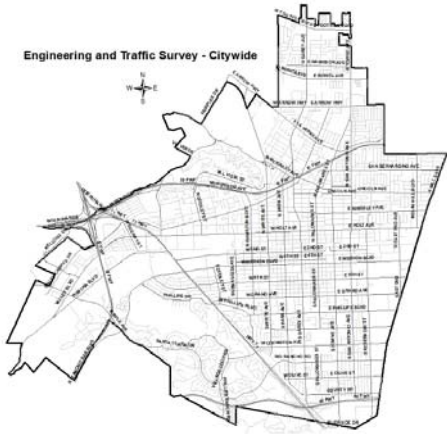
Impact on Future Operating Costs Minimal Increase Decrease Annual Amt \$ _____ Incr/Decr Charged to Fund # 101

Funding Allocation

Funding Source(s)	Restr Fund	YTD Costs as of 2/29/20	Remaining Budget	Fiscal 2020-21	Plan 2021-22	Plan 2022-23	Plan 2023-24	Plan Beyond 2024
Prop C Fund	N	-	-	75,000				
Total		-	-	75,000	-	-	-	-

Pending								
Unfunded					24,852			

Project Location



Capital Improvement Program Project Details

Project Title: **Streetlights - District 6 (CDBG) (FY 19-20 to FY 21-22)**

Project Description: This project will provide for the installation of streetlights in CDBG-eligible streets Cary Lane and Sharon Drive in District 6. Three years of CDBG funding is needed to fully fund this project.

(Description changed in FY 20-21)

Project Number:
428-2590-XXXXX-68565

Department / Division
Public Works

Project Manager
Laura Lara

Council District: - 1 - 2 - 3 - 4 - 5 - 6 Citywide Outside City limits

Project Statistics: Origination Yr: 2019-20 Yr Amended: 2020-21 Changes from Prior Year: No Yes

Financial Requirements:

Funding Summary Total Proj Cost \$ **310,000** Total Funded \$ **111,376** Total Unfunded \$ **198,624**

Impact on Future Operating Costs Minimal Increase Decrease Annual Amt \$ - Incr/Decr Charged to Fund # 128/138

Funding Allocation

Funding Source(s)	Restr Fund	YTD Costs as of 2/29/20	Remaining Budget	Fiscal 2020-21	Plan 2021-22	Plan 2022-23	Plan 2023-24	Plan Beyond 2024
CDBG (116-68565)	Y	-	111,376	-				
Total		-	111,376	-	-	-	-	-
Pending Unfunded					110,000	88,624		

Project Location



Capital Improvement Program Project Details

Project Title: **Traffic Signal - Countdown Pedestrian Heads**

Project Description: This project will upgrade all existing pedestrian indications for City-owned traffic signals. The existing pedestrian indications will be replaced with LED countdown pedestrian indications.

Project Number:
428-2590-XXXXX-68563

Department / Division
PW/Trans & Dev

Project Manager
Ron Chan

Council District: - 1 - 2 - 3 - 4 - 5 - 6 Citywide Outside City limits

Project Statistics: Origination Yr: 2019-20 Yr Amended: 2019-20 Changes from Prior Year: No Yes

Financial Requirements:

Funding Summary Total Proj Cost \$ **275,000** Total Funded \$ **31,000** Total Unfunded \$ **244,000**

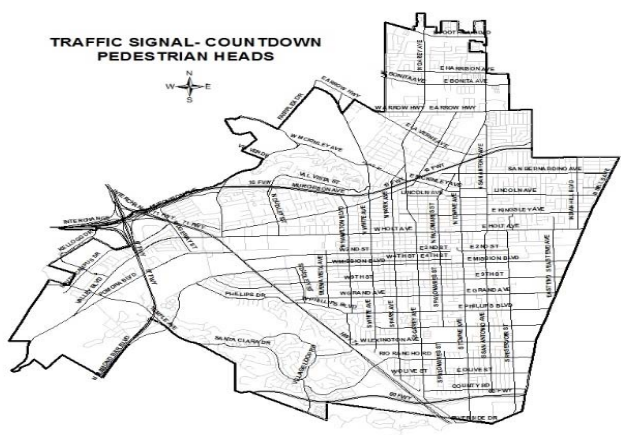
Impact on Future Operating Costs Minimal Increase Decrease Annual Amt \$ - Incr/Decr Charged to Fund # 208

Funding Allocation

Funding Source(s)	Restr Fund	YTD Costs as of 2/29/20	Remaining Budget	Fiscal 2020-21	Plan 2021-22	Plan 2022-23	Plan 2023-24	Plan Beyond 2024
HSIP Grant Fund	Y	-	6,000	-				
Measure M Fund	N	69	24,931	-				
Total		69	30,931	-	-	-	-	-

Pending Unfunded	HSIP Fed Grant	244,000					
-------------------------	----------------	---------	--	--	--	--	--

Project Location



Capital Improvement Program Project Details

Project Title: **Traffic Signal - Fairplex Drive and Arroyo Drive**

Project Description: This Project consists of preparing engineering design plans for and installing a new traffic signal at Fairplex Drive and Arroyo Drive. This intersection meets traffic signal warrants and provides the only access to the residential neighborhood on the west side of Fairplex. This proposed traffic signal will require integrating the existing traffic signal at Fairplex Drive and Arroyo Avenue due to its proximity, which will require the upgrade of existing equipment to meet current design standards.

Project Number:
428-2590-XXXXX-68564

Department / Division
PW/Engineering

Project Manager
Ron Chan

Council District: - 1 - 2 - 3 - 4 - 5 - 6 Citywide Outside City limits

Project Statistics: Origination Yr: 2019-20 Yr Amended: N/A Changes from Prior Year: No Yes

Financial Requirements:

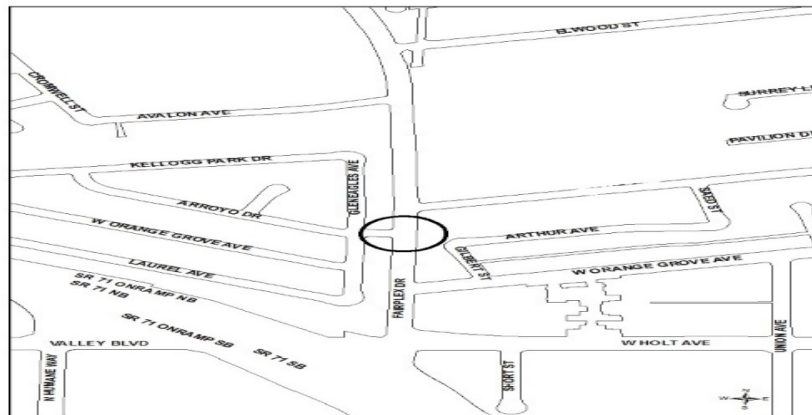
Funding Summary Total Proj Cost \$ **600,000** Total Funded \$ **50,000** Total Unfunded \$ **550,000**

Impact on Future Operating Costs Minimal Increase Decrease Annual Amt \$ 1,200 Incr/Decr Charged to Fund # 208

Funding Allocation

Funding Source(s)	Restr Fund	YTD Costs as of 2/29/20	Remaining Budget	Fiscal 2020-21	Plan 2021-22	Plan 2022-23	Plan 2023-24	Plan Beyond 2024
Measure M Fund	N	-	50,000	-				
Total		-	50,000	-	-	-	-	-
Pending Unfunded					150,000	150,000	150,000	100,000

Project Location



TRAFFIC SIGNAL - FAIRPLEX DRIVE AND ARROYO DRIVE

Capital Improvement Program Project Details

Project Title: **Traffic Signal Improvements - Battery Backup System**

Project Description: This project consists of installing a battery backup system (BBS) to traffic signal controllers. The BBS will provide back-up electricity in the event electrical power is interrupted. This is a key component to reduce or prevent blackouts during unexpected power outages.

Project Number:
428-2590-XXXXX-68554

Department / Division
PW/Trans & Dev

Project Manager
Ron Chan

Council District: - 1 - 2 - 3 - 4 - 5 - 6 Citywide Outside City limits

Project Statistics: Origination Yr: 2016-17 Yr Amended: N/A Changes from Prior Year: No Yes

Financial Requirements:

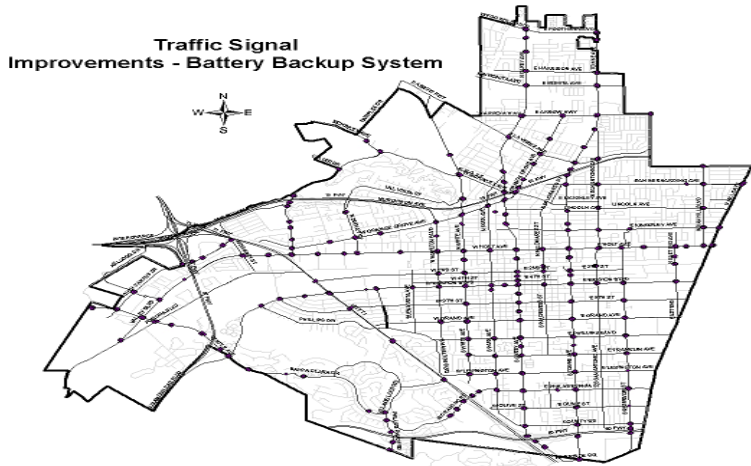
Funding Summary Total Proj Cost \$ **882,000** Total Funded \$ **200,000** Total Unfunded \$ **682,000**

Impact on Future Operating Costs Minimal Increase Decrease Annual Amt \$ - Incr/Decr Charged to Fund # 128/208

Funding Allocation

Funding Source(s)	Restr Fund	YTD Costs as of 2/29/20	Remaining Budget	Fiscal 2020-21	Plan 2021-22	Plan 2022-23	Plan 2023-24	Plan Beyond 2024
Prop C Fund	N	15,288	184,712	-				
Total		15,288	184,712	-	-	-	-	-
Pending Unfunded							682,000	

Project Location



Capital Improvement Program Project Details

Project Title: **Transit Improvement Program - Gold Line**

Project Description: Part 1: This Project proposes improvements at the North Pomona Station in conjunction with the Metro Gold Line Project. Additionally, the project proposes various improvements at the Down Town Transit Center Station and locations Citywide that provide transit related infrastructure improvements. Part 2: Upgrade existing undersized street lighting circuits in the North Pomona Station parking lot with new underground conduits and new wiring.

(Description changed FY 2019-20)

Project Number: 428-2590-XXXXX-68559
Department / Division PW/Trans & Dev
Project Manager Matt Pilarz

Council District: - 1 - 2 - 3 - 4 - 5 - 6 Citywide Outside City limits

Project Statistics: Origination Yr: 2017-18 Yr Amended: 2019-20 Changes from Prior Year: No Yes

Financial Requirements:

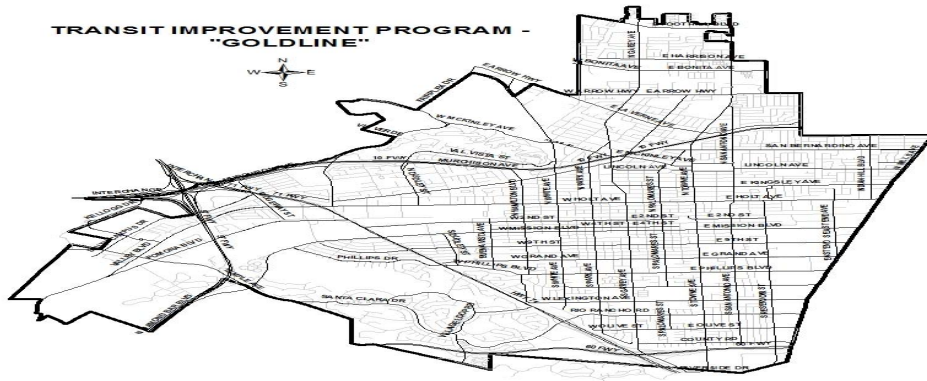
Funding Summary Total Proj Cost \$ **7,000,000** Total Funded \$ **1,623,560** Total Unfunded \$ **5,376,440**

Impact on Future Operating Costs Minimal Increase Decrease Annual Amt \$ _____ - Incr/Decr Charged to Fund # 216

Funding Allocation


Funding Source(s)	Restr Fund	YTD Costs as of 2/29/20	Remaining Budget	Fiscal 2020-21	Plan 2021-22	Plan 2022-23	Plan 2023-24	Plan Beyond 2024
Prop A Fund	Y	12,843	1,610,717	-				
Total		12,843	1,610,717	-	-	-	-	-
Pending Unfunded					450,000	450,000	450,000	4,026,440

Project Location





THIS PAGE INTENTIONALLY LEFT BLANK





Unfunded Projects



CITY OF POMONA
Capital Improvement Program
Unfunded Traffic Projects

Council Request	Council District	Project Title	Project Description	Estimated Cost	Origination Year
	Citywide	Crosswalk Enhancements	Implementation of crosswalk enhancements citywide including signage upgrades, striping upgrades, flashing warning beacons/lights etc.	50,000	FY 20-21
	Citywide	Local Roadway Safety Plan (LRSP)	Provide a framework to identify, analyze and prioritize roadway and safety improvements. Plan will become a required document for future grant applications starting 2022	92,000	FY 20-21
	Citywide	Reflective Street Name Signs - Replacement	Standardize overhead street name signs with reflective street name signs at signalized intersections to comply with City Council action on 04/15/19	570,000	FY 20-21
*	Citywide	Streetlights – Citywide (CDBG) (FY 14-15 - FY 16-17)	Installation of streetlights in CDBG eligible areas citywide on a priority basis	1,905,000	FY 14-15
	Citywide	Traffic Signal Controller Cabinet Replacement - Citywide	Preparing engineering design plans for replacing older and smaller traffic signal cabinets and controllers that are not to current standards citywide	3,661,000	FY 17-18
	3	Traffic Signal Improvements – Conduit Replacements	Replacement of corroded and/or undersized underground conduits throughout signalized intersections citywide	3,114,000	FY 16-17
	6	Traffic Signal Modifications – Garey Avenue (McKinley Ave/10 Freeway WB-On Ramps)	Coordination of City with Caltrans for design to expedite project completion which includes traffic signal upgrade at McKinley Ave/10 Freeway Westbound on ramp to an east/west split phase operation	275,000	FY 13-14
	Citywide	Traffic Signal Pole Replacement - Citywide	Preparation of engineering design plans and installation and replacement costs for replacing outdated traffic signal poles that are not to current standards	3,607,000	FY 17-18

CITY OF POMONA
Capital Improvement Program
Unfunded Traffic Projects

Council Request	Council District	Project Title	Project Description	Estimated Cost	Origination Year
	1	Traffic Signal - Roselawn Ave and Humane Way	Preparation of engineering design plans and installation and replacement costs for installing a new traffic signal at Roselawn Ave and Humane Way; intersection meets traffic signal warrants and provides direct connection from Pomona Boulevard to Humane Way thus requiring extensive research and planning due to its unique geographic location, which may require special engineering design	600,000	FY 19-20



THIS PAGE INTENTIONALLY LEFT BLANK

