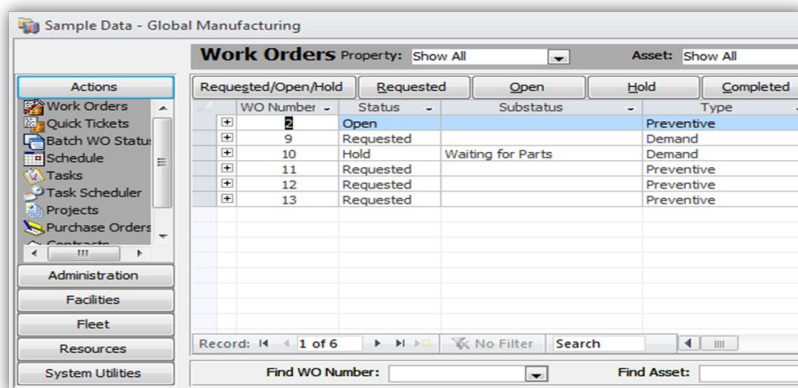


Miscellaneous Projects



Sample Data - Global Manufacturing

Work Orders Property: Show All Asset: Show All

Requested/Open/Hold	Requested	Open	Hold	Completed
WO Number	Status	Substatus	Type	Type
8	Open			Preventive
9	Requested			Demand
10	Hold	Waiting for Parts		Demand
11	Requested			Preventive
12	Requested			Preventive
13	Requested			Preventive

Record: 1 of 6 No Filter Search

Find WO Number: Find Asset:

Five Year Capital Improvement Program

		Expended as of	Remaining	Adopted
	Page #	2/28/23	Budget	2023/24
Miscellaneous Capital Projects				
~ Funded Projects ~				
City Lot Remediation	1	4,746,986	1,815,097	-
Financial Software Project	2	630,386	217,231	-
Technology - Utility Customer Information System Upgrade	3	-	-	732,500
Technology - Work Order and Management System	4	28,532	990,972	-
Subtotals:		5,405,904	3,023,300	732,500
~ Partially Funded Projects ~				
Underground Storage Tanks - Work and Removal Plans	5	121,629	28,371	75,000
Subtotals:		121,629	28,371	75,000
Miscellaneous Category Totals:		5,527,533	3,051,671	807,500

Plan 2024/25	Plan 2025/26	Plan 2026/27	Plan Beyond 2027	Total Project Cost	Impact to Future Operating	Project Number
-	-	-	-	6,562,083	Minimal	71021
-	-	-	-	847,617	Minimal	71048
-	-	-	-	732,500	16,000	71085
-	-	-	-	1,019,504	Minimal	71060
-	-	-	-	9,161,704		
25,000	-	-	-	250,000	Minimal	71061
25,000	-	-	-	250,000		
25,000	-	-	-	9,411,704		

This page intentionally left blank



Funded Projects

Capital Improvement Program Project Details

Project Title: **City Lot Remediation**

Project Description: The project entails the development and delivery of a removal action workplan (RAW) to the Department of Toxic Substances Control (DTSC) for the environmental cleanup of two City-owned properties; the Sewer Lot and CalSol Lot. This project includes environmental site investigations, analytical reporting and community outreach regarding the cleanup of the two sites. Both properties contain volatile organic compound (VOC) constituents at high concentrations in the soil, soil vapor and groundwater. All activities for this project shall be managed and completed in coordination with the DTSC.

(Description changed FY 16-17)

Project Number:
418-2590-XXXXX-71021

Department / Division
Water Resources

Project Manager
Nichole Horton

Council District: - 1 - 2 - 3 - 4 - 5 - 6 Citywide Outside City limits

Project Statistics: Origination Yr: 2012-13 Yr Amended: 2022-23 Changes from Prior Year: No Yes

Financial Requirements:

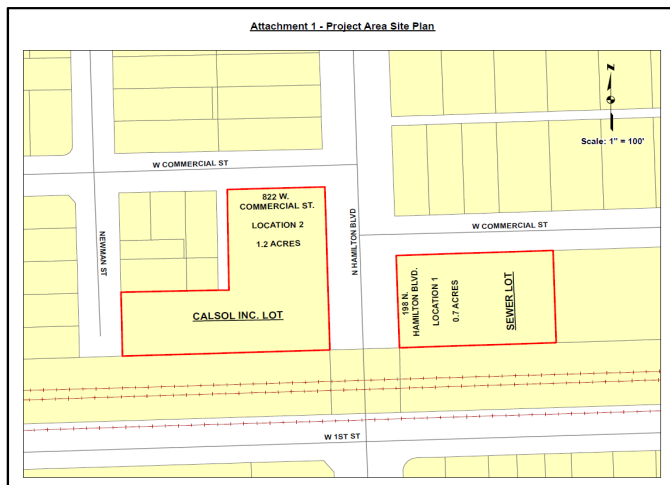
Funding Summary Total Proj Cost \$ **6,562,083** Total Funded \$ **6,562,083** Total Unfunded \$ **0**

Impact on Future Operating Costs Minimal Increase Decrease Annual Amt \$ _____ - Incr/Decr Charged to Fund # **581**

Funding Allocation

Funding Source(s)	Restr Fund	YTD Costs as of 2/28/23	Remaining Budget	Fiscal 2023-24	Plan 2024-25	Plan 2025-26	Plan 2026-27	Plan Beyond 2027
Insurance Recovery	Y	1,400,000	-	-				
Refuse Fund	N	2,977,986	1,815,097	-				
Reimbursement	Y	1,000	-	-				
Sewer Fund	N	368,000	-	-				
Total		4,746,986	1,815,097	-	-	-	-	-
Pending								
Unfunded								

Project Location



Before Remediation



Capital Improvement Program Project Details

Project Title: **Technology - Work Order and Management System**

Project Description: This project will deliver a computerized maintenance management system (CMMS) for the purposes of work order management and asset inventory tracking citywide. The required CMMS is a web enabled, server based and geographic information system (GIS) centric software tool that enables staff to manage workflow and asset data. This project requires GIS data integration, data conversion, associated software integration, reporting capability, staff training along with software vendor telephone and web customer service. The CMMS efficiently provides a user-friendly environment for the creation and management of service requests, inspections, reactive/preventive maintenance work orders, reporting analysis, timekeeping, and inventory.

Project Number: 428-2590-XXXXX-71060
Department / Division Water Resources/Public Works
Project Manager Gary Matthews

Council District: - 1 - 2 - 3 - 4 - 5 - 6 Citywide Outside City limits

Project Statistics: Origination Yr: 2018-19 Yr Amended: 2022-23 Changes from Prior Year: No Yes

Financial Requirements:

Funding Summary Total Proj Cost \$ **1,019,504** Total Funded \$ **1,019,504** Total Unfunded \$ **0**

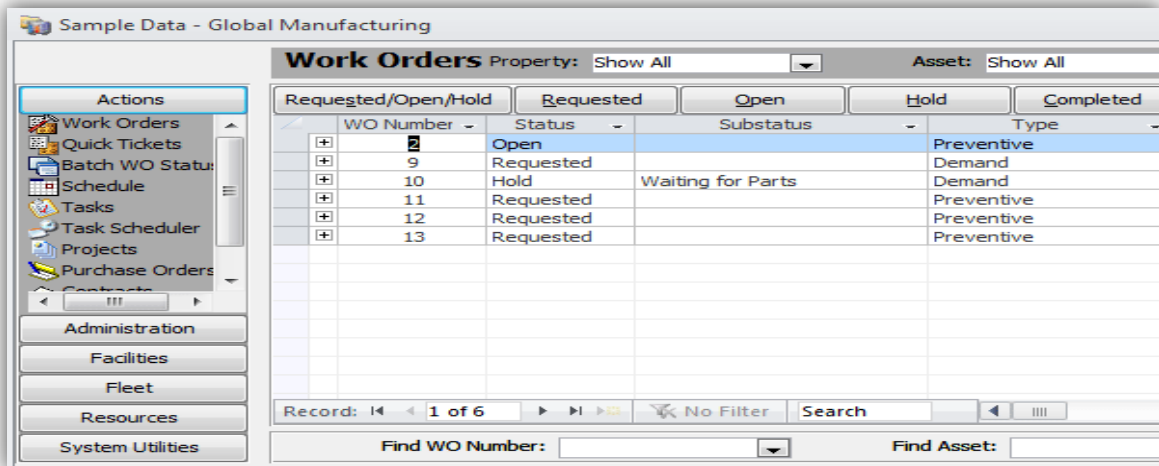
Impact on Future Operating Costs Minimal Increase Decrease Annual Amt \$ - Incr/Decr Charged to Fund # Various

Funding Allocation

Funding Source(s)	Restr Fund	YTD Costs as of 2/28/23	Remaining Budget	Fiscal 2023-24	Plan 2024-25	Plan 2025-26	Plan 2026-27	Plan Beyond 2027
Measure M Fund	N	-	75,000	-				
Measure R Fund	N	10,000	-	-				
General Purpose Funds (Prop A Exchange Agreement with Foothill Transit)	N	-	9,504	-				
Prop C Fund	N	-	10,000	-				
Refuse Fund	N	-	40,000	-				
SB1-RMRA Fund	N	-	75,000	-				
Sewer Fund	N	-	200,000	-				
Water Fund	N	18,532	581,468	-				
Total		28,532	990,972	-	-	-	-	-

Pending Unfunded

Project Photo



This page intentionally left blank



Partially Funded Projects

Capital Improvement Program Project Details

Project Title: **Underground Storage Tanks - Work and Removal Plans**

Project Description: This project will provide for the hiring of a consultant to assist with addressing outstanding California Regional Water Quality Control Board issues at four underground storage tank locations:

- LA County Fire Station #182 – 1059 N. White Avenue, Pomona (Case No. R-12417)
- City of Pomona Phil & Nell Soto Park – 1225 N. Park Avenue, Pomona (Case No. R-66210-Case closed on 1/25/22)
- LA County Fire Station #186 - 280 E. Bonita Avenue, Pomona (Case No. R-12421)
- Brackett Field Pomona Police Heliport – 1905 McKinley Avenue, La Verne (Case No. R-02777)

Project Number: 428-2590-XXXXX-71061
Department / Division Public Works
Project Manager Ron Chan

Council District: - 1 - 2 - 3 - 4 - 5 - 6 Citywide Outside City limits

Project Statistics: Origination Yr: 2019-20 Yr Amended: 2023-24 Changes from Prior Year: No Yes

Financial Requirements:

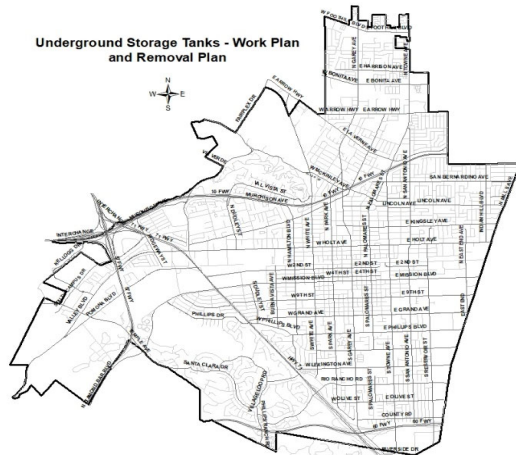
Funding Summary Total Proj Cost \$ **250,000** Total Funded \$ **225,000** Total Unfunded \$ **25,000**

Impact on Future Operating Costs Minimal Increase Decrease Annual Amt \$ _____ - Incr/Decr Charged to Fund # 101

Funding Allocation

Funding Source(s)	Restr Fund	YTD Costs as of 2/28/23	Remaining Budget	Fiscal 2023-24	Plan 2023-24	Plan 2024-25	Plan 2025-26	Plan Beyond 2026
General Fund	N	121,629	28,371	75,000				
Total		121,629	28,371	75,000	-	-	-	-
Pending Unfunded					25,000			

Project Location



Unfunded Projects

*No Projects
In This Section*