

**CITY OF
POMONA**



FY 21 22

**CONSOLIDATED
ANNUAL
PERFORMANCE
EVALUATION
REPORT**



Prepared by :
**Neighborhood Services
Department**

Presented to :
**U.S. Housing and Urban
Development (HUD)**

www.pomonaca.gov

TABLE OF CONTENTS

CR-05 - Goals and Outcomes	2
CR-10 - Racial and Ethnic composition of families assisted	6
CR-15 - Resources and Investments 91.520(a)	7
CR-20 - Affordable Housing 91.520(b)	13
CR-25 - Homeless and Other Special Needs 91.220(d, e); 91.320(d, e); 91.520(c)	16
CR-30 - Public Housing 91.220(h); 91.320(j)	20
CR-35 - Other Actions 91.220(j)-(k); 91.320(i)-(j)	21
CR-40 - Monitoring 91.220 and 91.230	25
CR-45 - CDBG 91.520(c)	30
CR-50 - HOME 91.520(d)	31
CR-60 - ESG 91.520(g) (ESG Recipients only)	34
CR-65 - Persons Assisted	36
CR-70 – ESG 91.520(g) - Assistance Provided and Outcomes.....	39
CR-75 – Expenditures	40
ESG Caper Report.....	43
Public Notice	44

Progress the jurisdiction has made in carrying out its strategic plan and its action plan. 91.520(a)

This could be an overview that includes major initiatives and highlights that were proposed and executed throughout the program year.

The FY 2021-2022 Consolidated Annual Performance Evaluation Report (CAPER) captures the expenditures, accomplishments, and progress made on the strategies and goals outlined in the approved 2018-2023 Consolidated Plan(ConPlan) for HUD Entitlement Programs. The City is pleased to report significant progress in meeting goals, despite the continued reduction of Federal funds and other financial resources. The number of residents benefiting from CDBG, HOME and ESG program funds has exceeded expectations for providing services to low-income residents. The City also worked with community agencies, internal departments, and the general public to meet ConPlan goals.

See Appendix A: Table 1 – Statement of Specific Annual Objectives, Outcomes, and Relationship to Five-Year Consolidated Plan Goals for CDBG, HOME, and ESG for progress made in carrying out planned activities in the 2021-2022 Annual Action Plan.

Comparison of the proposed versus actual outcomes for each outcome measure submitted with the consolidated plan and explain, if applicable, why progress was not made toward meeting goals and objectives. 91.520(g)

Categories, priority levels, funding sources and amounts, outcomes/objectives, goal outcome indicators, units of measure, targets, actual outcomes/outputs, and percentage completed for each of the grantee’s program year goals.

Goal	Category	Source / Amount	Indicator	Unit of Measure	Expected – Strategic Plan	Actual – Strategic Plan	Percent Complete	Expected – Program Year	Actual – Program Year	Percent Complete
Create and Preserve Affordable Housing	Affordable Housing	CDBG: \$312,054 HOME: \$1,135,164	Homeowner Housing Rehabilitated	Household Housing Unit	60	72	120%	15	13	87%
Create and Preserve Affordable Housing	Affordable Housing	CDBG: \$ / HOME: \$467,637	Tenant-based rental assistance / Rapid Rehousing	Households Assisted	50	0	0.00%	TBD	TBD	TBA

Expand Affordable Housing Supply	Affordable Housing	HOME: \$2,873,637	Homeowner Housing Added	Household Housing Unit	10	20	200%	TBD	TBD	TBD
Expand Affordable Housing Supply	Affordable Housing	HOME: \$1,738,217	Direct Financial Assistance to Homebuyers	Households Assisted	10	10	80.00%	TBD	TBD	TBD
Expand Economic Opportunities/Section 108 Payments	Non-Housing Community Development	CDBG: \$	Jobs created/retained	Jobs	0	0	0	0	0	0%
Expand Economic Opportunities/Section 108 Payments	Non-Housing Community Development	CDBG: \$	Businesses assisted	Businesses Assisted	58	58	100.00%	N/A	N/A	N/A
Expand Economic Opportunities/Section 108 Payments	Non-Housing Community Development	CDBG: \$	Other	Other	1	1	100.00%	1	1	100.00%
Improve Public Infrastructure and Facilities	Non-Housing Community Development	CDBG: \$	Public Facility or Infrastructure Activities other than Low/Moderate Income Housing Benefit	Persons Assisted	99605	0	0.00%	TBD	TBD	TBD
Neighborhood Preservation/Eliminate Blight	Code Enforcement	CDBG: \$	Housing Code Enforcement/Foreclosed Property Care	Household Housing Unit	200	2063	1,031.50%	200	1365	1,046.50%

Planning and Program Administration	Program Administration	CDBG: \$366,928 CDBG-CV \$50,132 HOME: \$487,835 / ESG: \$13,165 ESG-CV \$286,165	Other	Other	1	1	100.00%	1	1	100.00%
Promote Fair Housing Opportunity	Fair Housing	CDBG: \$11,500	Public service activities other than Low/Moderate Income Housing Benefit	Persons Assisted	2000	505	25.25%	TBD	TBD	TBD
Provide Quality Public Services	Non-Housing Community Development	CDBG: \$306,507	Public service activities other than Low/Moderate Income Housing Benefit	Persons Assisted	5000	963	19.26%	1000	1361	137%
Provide Quality Public Services	Non-Housing Community Development	CDBG: \$31,634	Homeless Person Overnight Shelter	Persons Assisted	226	226	100.00%	400	414	104%
Support Homeless Activities	Homeless	ESG: \$	Public service activities other than Low/Moderate Income Housing Benefit	Persons Assisted	0	0	0	0	0	0

Support Homeless Activities	Homeless	ESG: \$	Tenant-based rental assistance / Rapid Rehousing	Households Assisted	12	76	633.33%	TBD	TBD	TBD
Support Homeless Activities	Homeless	ESG: \$	Homeless Person Overnight Shelter	Persons Assisted	250	535	214.00%	TBD	TBD	TBD
Support Homeless Activities	Homeless	ESG: \$	Overnight/Emergency Shelter/Transitional Housing Beds added	Beds	250	535	214.00%	TBD	TBD	TBD

Table 1 - Accomplishments – Program Year & Strategic Plan to Date

Assess how the jurisdiction’s use of funds, particularly CDBG, addresses the priorities and specific objectives identified in the plan, giving special attention to the highest priority activities identified.

The City's use of funds is based on several factors including, but not limited to priority needs, Consolidated and Action Plan Objectives and available financial resources. Through the various meetings with community stakeholders, residents and non-profit agencies, the City works to identify the high priority community development and housing needs. Subsequently, annual funding may be limited and addressing specific objectives with high priority needs is given special attention by the City Council. The City Council assesses the highest needs, along with the available resources and the specific objectives to be achieved and allocates funding to agencies that submitted proposals that identified with the goals and objectives outlined in the City's Consolidated Plan.

Technical assistance workshops are held for agencies wishing to submit proposals to ensure that they understand the priorities and objectives outlined in the City's Consolidated Plan and those with high priority needs.

Overall, the approved projects and programs in the FY 2020/21 Annual Action Plan assisted as many participants as possible with limited resources available. The City contributed the maximum allowable for CDBG Public Services (15 percent of the annual allocation) and met most of its public service goals before the mandatory closure due to the Coronavirus Pandemic.

As a reminder, results will vary yearly as many of the projects are implemented over multiple years. The outcomes for underway projects and programs will be included in the FY 2020/21 Consolidated Annual Performance and Evaluation Report (CAPER).

Describe the families assisted (including the racial and ethnic status of families assisted).

91.520(a)

	CDBG	HOME	ESG
White	582	5	276
Black/African American	95	1	102
Asian/Asian American	40	0	10
American Indian/American Native	60	0	4
Native Hawaiian/Other Pacific Islander	4	0	5
American Indian/Alaskan Native & White	5	0	0
Asian/White	3	0	0
Black/African & White	1	0	0
American Indian/Alaskan Native & African American	7	0	0
Other Multi-Racial	564	0	17
Total	1361	6	414
Hispanic	264	5	184
Not Hispanic	1097	1	230

Table 2 – Table of assistance to racial and ethnic populations by source of funds

Narrative

The table above depicts the racial and ethnic breakdown for all beneficiaries of CDBG, HOME and ESG Program activities for FY 2021-2022. Also under Public Services but not included in the above table is Community Problem Oriented Police (CPOP). CPOP received \$ 67,296 and served 101,200 persons.

Besides Public Services, there are three (3) Non-Public Service City applicants that received funding for their CDBG activities. They are the following:

- Public Works Department
- Neighborhood Services Department
- Development Services Department / Code Compliance

Identify the resources made available

Source of Funds	Source	Resources Made Available	Amount Expended During Program Year
CDBG	public - federal	2,043,385	2,208,447
HOME	public - federal	3,961,081	377,757
ESG	public - federal	177,141	132,649

Table 3 - Resources Made Available

Narrative

The City of Pomona has six (6) Council Districts. CDBG funds are apportioned according to the percentage of low-mod income residents in each district. In addition, the Mayor receives 8.3% of funds split between public service and infrastructure dollars, while citywide projects receive 50% of funds, less the Mayor's portion.

For FY 2021-2022, the City of Pomona had a total of \$2,043,385 in CDBG funds. This total amount was comprised of CDBG entitlement funds. CDBG funds were used for public services, program administration, planned Section 108 loan payments, public infrastructure projects, and fair housing services.

The City of Pomona also had \$3,961,081 in HOME program funds comprised of FY 2021-2022 allocation of \$880,191, program income of \$848,692 and a prior year balance of \$2,232,198. HOME funds were used for program administration, preservation and creation of affordable housing. Eligible activities include single-family housing rehabilitation, first-time homebuyer programs and tenant-based rental assistance.

The City of Pomona also had a total of \$177,141 in ESG funds comprised of FY 2021-2022. This total amount was comprised of ESG entitlement funds. ESG funds were used for program administration and activities that emphasized on moving homeless persons from tentative, unstable living situation to more permanent, stable housing, and self-sufficiency.

Finally, the City of Pomona was awarded additional funding under the Coronavirus Aid Relief and Economic Security ("CARES"). CARES Act funds were made available Community Development Block Grant Coronavirus (CDBG-CV) and Emergency Solutions Grant Coronavirus ("ESG-CV") funds. The City of Pomona received \$1,221,892 in CDBG-CV and \$629,131 in ESG-CV funds. Additional special funding was made available in round 2 and round 3 of CV funds. \$1,180,924 was awarded to the City in CDBG-CV3 and \$6,135,460 in ESG-CV2 funds. This special allocation of funds is to prevent, prepare for and respond to the Coronavirus Diseases 2019 ("COVID-19"). The primary objective of the funding is to support activities that impact short-term and long-term social welfare and economic development recovery efforts. Funds were primarily allocated to public services including, food banks, food distribution, and emergency rental assistance.

During FY 21-22 program year, expenditures totaled \$3,527,814 from federal resources that addressed the needs of extremely low, low, and moderate-income persons. CDBG expenditures of \$2,208,447 included projects and programs approved in FY 21-22 and prior years. A total of \$569,757 in HOME expenditures were related to

completed CHDO project, first-time homebuyer downpayment assistance and homeowner rehabilitation; and lastly \$132,649 ESG expenditures consisted of emergency shelter and HMIS activity efforts.

Priority location of investments

Except for Code Enforcement and Community Oriented Policing, which are conducted in established target areas, projects will be done throughout the City, based on either low-mod qualifying area or individually where appropriate, based on the income qualifications of the household for assistance, as applicable.

Identify the geographic distribution and location of investments

Target Area	Planned Percentage of Allocation	Actual Percentage of Allocation	Narrative Description
CITY OF POMONA - CITYWIDE	100	100	100

Table 4 – Identify the geographic distribution and location of investments

Narrative

CDBG funds are expended in each district in accordance with Council priorities. The Citywide and Mayor’s portions are spent without regard for specific geographic areas, but within low to moderate-income areas. Code Enforcement activities are undertaken in adopted target areas. HOME and ESG funds are expended without regard for geographical boundaries.

Leveraging

Explain how federal funds leveraged additional resources (private, state and local funds), including a description of how matching requirements were satisfied, as well as how any publicly owned land or property located within the jurisdiction that were used to address the needs identified in the plan.

The City of Pomona leveraged Federal Resources with other public and private resources to assist the City in reaching its community development goals identified in the FY 2021-2022 Action Plan. This allows the City to reinforce coordination of activities between and among agencies and to leverage additional resources.

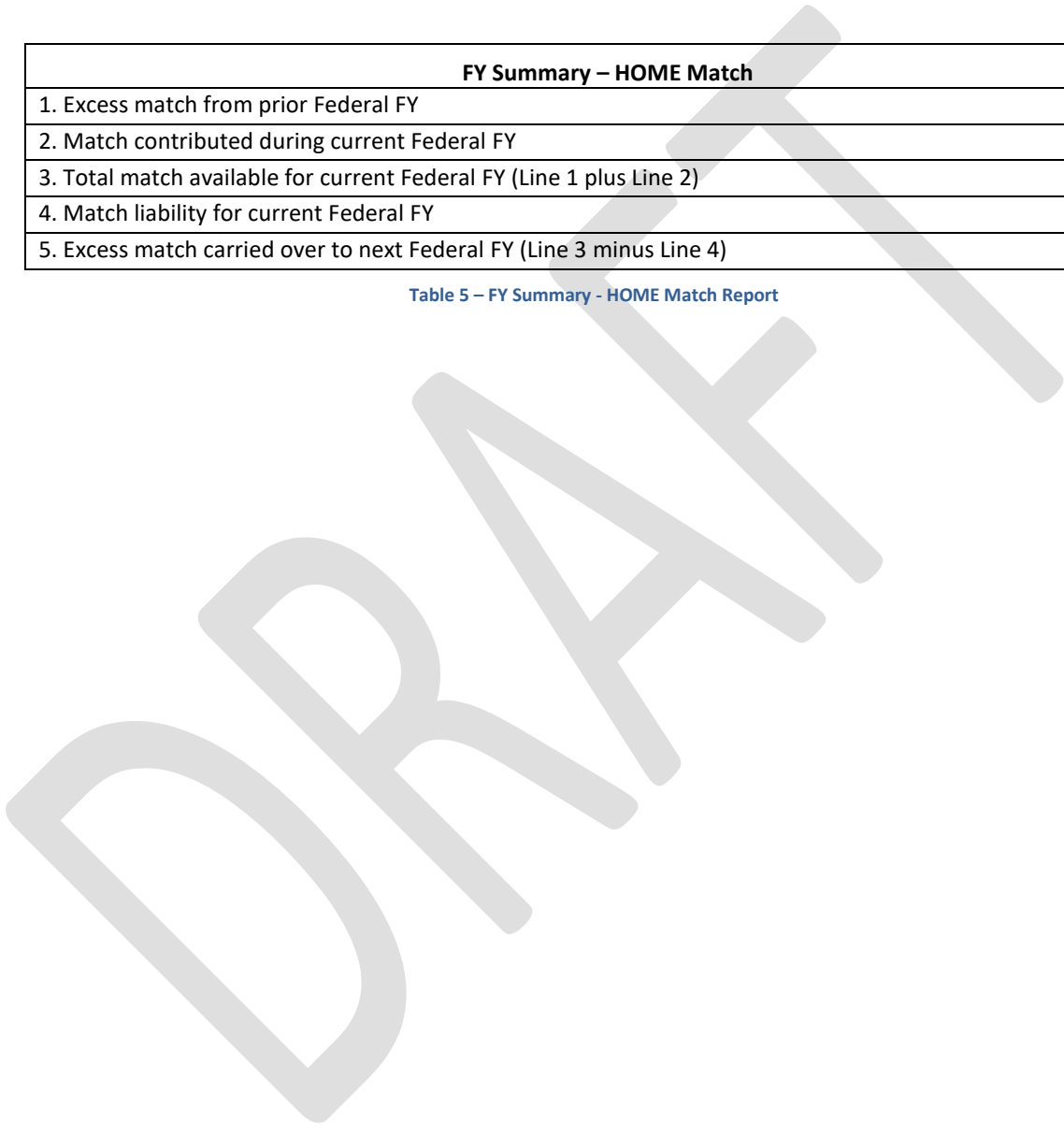
The City’s public and private funding sources include, but are not limited to, the following:

- Fund 226 Senior Citizen Nutrition Grant
- State Gas Tax Revenue Fund
- Cal Home Reuse Funds
- General Funds
- Lead Hazard Reduction & Healthy Home Supplement
- Healthy Homes Production Grant

The CDBG Program did not require matching funds, but was leveraged by the above-mentioned funding sources. The HOME Program did not require matching funds due to a 100% match reduction determination by HUD. Lastly, the ESG 100% match requirement was satisfied by subrecipient agencies using private and public funds as match. (See Homeless Section) No publicly-owned land or property located within the City’s jurisdiction was used to address any identified needs in the plan.

FY Summary – HOME Match	
1. Excess match from prior Federal FY	0
2. Match contributed during current Federal FY	0
3. Total match available for current Federal FY (Line 1 plus Line 2)	0
4. Match liability for current Federal FY	0
5. Excess match carried over to next Federal FY (Line 3 minus Line 4)	0

Table 5 – FY Summary - HOME Match Report



Match Contribution for the Federal FY								
Project No. or Other ID	Date of Contribution	Cash (non-Federal sources)	Foregone Taxes, Fees, Charges	Appraised Land/Real Property	Required Infrastructure	Site Preparation, Construction Materials, Donated labor	Bond Financing	Total Match

Table 6 – Match Contribution for the Federal FY

HOME MBE/WBE report

Program Income – Enter the program amounts for the reporting period				
Balance on hand at beginning of reporting period \$	Amount received during reporting period \$	Total amount expended during reporting period \$	Amount expended for TBRA \$	Balance on hand at end of reporting period \$
557,904	848,692	387,515	44,116	1,019,081

Table 7 – Program Income

Minority Business Enterprises and Women Business Enterprises – Indicate the number and dollar value of contracts for HOME projects completed during the reporting period						
	Total	Minority Business Enterprises				White Non-Hispanic
		Alaskan Native or American Indian	Asian or Pacific Islander	Black Non-Hispanic	Hispanic	
Contracts						
Dollar Amount	0	0	0	0	0	0
Number	194,365	0	0	0	194,365	0
Sub-Contracts						
Number	0	0	0	0	0	0
Dollar Amount	0	0	0	0	0	0
	Total	Women Business Enterprises	Male			
Contracts						
Dollar Amount	0	0	0			
Number	194,365	0	194,365			
Sub-Contracts						
Number	6	4	2			
Dollar Amount	0	0	0			

Table 8 - Minority Business and Women Business Enterprises

Minority Owners of Rental Property – Indicate the number of HOME assisted rental property owners and the total amount of HOME funds in these rental properties assisted						
	Total	Minority Property Owners				White Non-Hispanic
		Alaskan Native or American Indian	Asian or Pacific Islander	Black Non-Hispanic	Hispanic	
Number	0	0	0	0	0	0
Dollar Amount	0	0	0	0	0	0

Table 9 – Minority Owners of Rental Property

Relocation and Real Property Acquisition – Indicate the number of persons displaced, the cost of relocation payments, the number of parcels acquired, and the cost of acquisition						
Parcels Acquired		0		*1		
Businesses Displaced		0		0		
Nonprofit Organizations Displaced		0		0		
Households Temporarily Relocated, not Displaced		0		0		
Households Displaced	Total	Minority Property Enterprises				White Non-Hispanic
		Alaskan Native or American Indian	Asian or Pacific Islander	Black Non-Hispanic	Hispanic	
Number	1	0	0	0	1	0
Cost	0	0	0	0	0	0

Table 10 – Relocation and Real Property Acquisition

*1172 Pasadena Street, Pomona, CA

Evaluation of the jurisdiction's progress in providing affordable housing, including the number and types of families served, the number of extremely low-income, low-income, moderate-income, and middle-income persons served.

	One-Year Goal	Actual
Number of Homeless households to be provided affordable housing units	12	58
Number of Non-Homeless households to be provided affordable housing units	1,075	1,030
Number of Special-Needs households to be provided affordable housing units	0	0
Total	1,087	1,088

Table 11 – Number of Households

	One-Year Goal	Actual
Number of households supported through Rental Assistance	1,055	1,072
Number of households supported through The Production of New Units	0	0
Number of households supported through Rehab of Existing Units	32	11
Number of households supported through Acquisition of Existing Units	0	5
Total	1,087	1,088

Table 12 – Number of Households Supported

Discuss the difference between goals and outcomes and problems encountered in meeting these goals.

Overall, the largest impact on the identified housing and community development goals and outcomes has been the level of funding compared to the number of households in need of assistance. The City continues to fund projects and activities that address the highest and greatest need within the community.

The following activities were conducted in FY 2021-2022 to preserve existing affordable housing stock through homeowner rehabilitation and preventing slum/blight through Code Enforcement Activities in targeted areas, as well as assisting with housing affordability:

The City has successfully met most of its goals as evidence in the outcomes (See Appendix A: Table 1 Statement of Specific Annual Goals, Objectives and Outcomes).

Discuss how these outcomes will impact future annual action plans.

Outcomes of the prior 5-year report period impact future Annual Action Plans as they provide an assessment of the City's success in meeting established goals and outcomes. The City will re-think areas, projects or types of activities where the City did not meet its goals. Prioritizing of needs will continue to impact future annual action plans.

The City plans to conduct targeted outreach to solicit citizen participation in low-income communities. It plans to work closely with other departments and established organizations to encourage input.

The City's Planning Department is working with a consultant to conduct an Inclusionary Housing Analysis to evaluate the economic tradeoffs associated with new inclusionary housing requirements. The study will be inclusive to evaluate private and public investments.

Include the number of extremely low-income, low-income, and moderate-income persons served by each activity where information on income by family size is required to determine the eligibility of the activity.

Number of Households Served	CDBG Actual	HOME Actual
Extremely Low-income	0	0
Low-income	9	6
Moderate-income	0	0
Total	9	6

Table 13 – Number of Households Served

Narrative Information

- **SECTION 125:** During FY 2021-2022, the City of Pomona provided homeownership assistance through down payment and/or closing costs to 3 first-time homebuyers utilizing HOME funds. An additional 33 owner-occupied units were rehabilitated under the HOME and CDBG Housing Rehabilitation Program and 3 owner-occupied units thru CALHOME Reuse Program funds.
- **NEEDS OF PERSONS WITH DISABILITIES:** Approximately 10,246 persons over the age of sixty-five, 6.7 % of Pomona's population, are living with a disability. Non-residential and housing assistance are provided to persons with disabilities through the following agencies: Services Center for Independent Living, the Department of Social Services, and the Casa Colina Rehabilitation Center. In addition to adult care, Casa Colina has residential facilities available at alternate campuses for those disabled with brain injuries and developmental disabilities.

“WORST-CASE NEEDS”: Worst case housing needs are defined as low-income renter households who pay more than half their income for rent, live in seriously substandard housing or have been involuntarily displaced. The City of Pomona served the worst-case needs in FY 2021-2022 by providing the following:

More than 50% of rent: The Housing Choice Voucher rental assistance Program provided housing payment assistance to those qualifying households who paid more than 50% of their income for housing. CDBG and ESG funds were utilized through various agencies to provide assistance with food and other support services.

Substandard Housing: The Housing Choice Voucher rental assistance program and various residential rehabilitation programs ensured that substandard housing met HQS Standards, State Standards and/or local rehabilitation standards for decent, safe and sanitary housing.

Involuntarily Displaced: During the reporting period, there was no voluntary or involuntary displacement through the City's Federal Entitlement Programs.

It should be noted that many other service providers within the City who do not receive Federal Entitlement Funds provide assistance to households with high rent burdens, living in substandard conditions (including homeless) or who have been involuntarily displaced.

Evaluate the jurisdiction's progress in meeting its specific objectives for reducing and ending homelessness through:

Reaching out to homeless persons (especially unsheltered persons) and assessing their individual needs

Outreach and Assessment is provided through the Pomona Homeless Outreach Teams through the Coordinated Entry System (CES). These programs are funded with Emergency Solutions Grant and Continuum of Care Permanent Housing funds and are administered by the City. Several of the local non-profits also have outreach teams specific to the field of endeavor (mental health, substance abuse, HIV/AIDS, etc.).

Other Federal Resources

Office of Lead Hazard Control and Healthy Home Grant Program (OLHCHH)

The City was awarded \$4,600,000 of lead hazard reduction funds and health homes supplement in December 2019 by the Office of Lead Hazard Control and Healthy Homes. For FY 21-22 there were 32 housing units that were tested positive for lead based paint hazards, while 33 housing units received lead remediation assistance. The same units received healthy homes assistance, that included installation of heaters, smoke and carbon monoxide detectors and ground fault circuit interrupters in the kitchen and in bathrooms.

Addressing the emergency shelter and transitional housing needs of homeless persons

City of Pomona, Hope 4 Home (H4H) emergency shelter is funded through the City with ESG, Measure H and HEAP state funds. In 2021-2022 the City funded one (1) emergency shelter. All programs administered by the City are required to assist clients in developing individual housing stability and transition plans before exiting the program.

Helping Homeless Persons Transition to permanent Housing

In keeping with best practices and guidance from HUD, the City has moved from the traditional continua approach to homelessness to a housing first approach. To the greatest extent possible, homeless persons are quickly placed into permanent housing and are then assisted with the supportive services needed to support the transition in place. Supportive services include, but are not limited to case management, access to life skills groups and financial literacy groups, and linkage to mental health services and medical care and substance abuse remediation. Social opportunities are offered which help homeless persons placed in permanent housing to develop new social structure that supports a stable lifestyle.

A vital component of the housing first approach is low barrier, high tolerance services and housing. Pomona Homeless Outreach CoC funded program practices low barrier and high tolerance housing options and educates landlords and service providers in this practice through presentations at local coalition meetings. A key practice for low barrier housing enrollment is active participation in the Los Angeles County Coordinated Entry System (CES).

In addition to providing suitable, acceptable and affordable housing, ongoing supportive services are required to help the individual learn to live in housing and as a part of mainstream society. Pomona programs provide assistance to individuals and families in developing goals, budgeting, identifying and addressing unique challenges and barriers for full integration. Program participants are linked to services addressing disabling condition(s). Ongoing case management supports program participants and helps them to identify and modify behaviors that were developed for survival on the street.

To help homeless persons transition to permanent housing, the Pomona Homeless Outreach Team also provides assistance to individuals and families experiencing homelessness. The Pomona Homeless Outreach Team provides the following services to homeless adults and children: outreach assessments, linkages to necessary housing resources/referrals, assistance with housing security deposits and utility assistance, food and furniture assistance and transportation assistance.

The Outreach Team works in tandem with the CoC-RRH Pomona Porchlight Program that has resources to financially assist the homeless transition to permanent housing, funding for security deposits and short to medium term rental assistance is available to give families a hand up to obtaining permanent housing.

Helping low-income individuals and families avoid becoming homeless, especially extremely low-income individuals and families and those who are: likely to become homeless after being discharged from publicly funded institutions and systems of care (such as health care facilities, mental health facilities, foster care and other youth facilities, and corrections programs and institutions); and, receiving assistance from public or private agencies that address housing, health, social services, employment, education, or youth needs

In order to prevent families and individuals from falling into homelessness, the City of Pomona utilizes the County of Los Angeles 211 to access homeless prevention program. Based upon annual income guidelines, families that are faced with imminent eviction or termination of utilities may receive rental assistance and security deposit assistance to move into a more affordable unit, or assistance with utility deposits/costs.

Tri-City Community Navigation Services was contracted through Measure H Homeless Initiative funds to provide a homeless prevention program through a multijurisdictional project between the Cities of Pomona, Claremont and La Verne.

Helping homeless persons (especially chronically homeless individuals and families, families with children, veterans and their families, and unaccompanied youth) make the transition to permanent housing and independent living, including shortening the period of time that individuals and families experience homelessness, facilitating access for homeless individuals and families to affordable housing units, and preventing individuals and families who were recently homeless from becoming homeless again

A Chronically homeless person or family has been living in a place not meant for human habitation, a safe haven, or emergency shelter continuously for at least one year or on at least four separate occasions in the last three years. Such persons or families must also be diagnosed with a specific disabling condition. These combined factors often

lead to isolation and a survival mentality. Moving people from chronic homelessness to living in and maintaining housing requires multi-level solutions. In addition to suitable, acceptable and affordable housing, on-going supportive services are required to help the individual learn to live in the mainstream of society, to develop goals, and a budget addressing disabling conditions, and often modify behaviors developed for survival on the streets. Addressing chronic homelessness requires consistent and patient outreach.

In addition to providing suitable, acceptable and affordable housing ongoing supportive services are required to help the individual learn to live in housing and as a part of mainstream society. Pomona programs provide assistance to individuals and families in developing goals, budgeting, identifying and addressing unique challenges and barriers for full integration. Program participants are linked to services addressing the disabling condition(s). Ongoing case management supports program participants and helps them to identify and modify behaviors that were developed for survival on the street.

Narrative Continued

Addressing comprehensive layered solutions to chronic homelessness, the City has developed and maintains a complete Continuum of Care, from outreach and assessment to permanent affordable housing. The Pomona Homeless Outreach Team is comprised of approximately four workers who are trained and experienced with connecting homeless individuals to various resources to assist them in becoming permanently housed. The team works in tandem with several programs including the Homeless Encampment Action Response Team (HEART) that was created to cleanup illegally dumped materials and homeless encampments. The City identified the need to create HEART due to the influx of homeless encampments that were being established throughout the City. The City was utilizing existing staff to cleanup up encampments which were established in designated fire severity areas where drought conditions exist. This was redirecting valuable resources and services away from the day-to-day tasks. This team works hand in hand with the Pomona Homeless Outreach team to help provide a multi-tier approach to helping the homeless in our community. In addition to intensive services and case management, the City participates in the LA County Homeless Family Solutions System and Youth CES. Above and beyond providing referrals to these systems, the City and ESG and COC Subrecipients participate in CES system planning and case management meetings. To shorten the time that homelessness is experienced, Pomona programs practice shelter diversion. Additionally, ready access to assistance through the Pomona Homeless Street Outreach program and the City of Pomona Homeless Assistance program help those finding themselves facing homelessness for the first time to quickly identify and contact appropriate assistance. A direct line for assistance is provided in City Hall. The City of Pomona produces and provides homeless and homeless prevention information including contacts on the City of Pomona and the Pomona Continuum of Care Coalition webpages. The City also produces information cards and brochures which are liberally distributed at coalition meetings, within City Hall, during active outreach, and at service provider offices including, but not limited to, the Department of Public Social Services and the Department of Public Health offices. The Pomona Housing Authority has decided a portion of Housing Choice Vouchers to be set aside as special purpose vouchers for homeless individuals and families.

In addition, the Pomona Housing Authority was awarded Emergency Housing Vouchers (EHVs) in order to assist individuals and families who are (1) homeless, (2) at risk of homelessness, (3) fleeing, or attempting to flee, domestic violence, dating violence, sexual assault, stalking, or human trafficking, or (4) recently homeless. The Pomona Housing Authority established a partnership with the local Continuum of Care in order to identify and accept eligible families directly from the Coordinated Entry System (CES) into the EHV Program. The Pomona Housing Authority also administers the HUD-Veterans Affairs Supportive Housing (HUD-VASH) program that combines HUD's Housing Choice Voucher (HCV) rental assistance for homeless Veterans with case management and clinical services provided

by the Department of Veterans Affairs (VA).

DRAFT

Actions taken to address the needs of public housing

N/A - The City of Pomona does not have any public housing.

Actions taken to encourage public housing residents to become more involved in management and participate in homeownership

N/A - The City of Pomona does not have any public housing.

Actions taken to provide assistance to troubled PHAs

There is no need for assistance, since the Pomona Housing Authority (PHA) is a high-performer.

DRAFT

Actions taken to remove or ameliorate the negative effects of public policies that serve as barriers to affordable housing such as land use controls, tax policies affecting land, zoning ordinances, building codes, fees and charges, growth limitations, and policies affecting the return on residential investment. 91.220 (j); 91.320 (i)

In FY 21-22, the City conducted the following activities to enhance coordination and eliminate gaps in the institutional structure:

- Continue to seek additional funding resources to address affordable housing
- Maintain/improve conditions of existing stock through housing rehabilitation programs
- Increase the supply of affordable housing through rental assistance
- Increase affordable housing opportunities through homebuyer assistance
- Continue to work with non-profit and for-profit housing developers to create affordable housing
- Promote the Housing Choice Voucher Program to property owners throughout the City as a means of expanding choices for voucher recipients

Actions taken to address obstacles to meeting underserved needs. 91.220(k); 91.320(j)

The City of Pomona continues to expended CDBG funds on a variety of activities that meet underserved needs. These programs provided new or expanded accessibility, affordability and sustainability to decent housing, improved public facilities, and a suitable living environment for low income persons. Such programs included: homeownership assistance, housing rehabilitation programs, rental assistance, health and public services, code enforcement, and fair housing services.

Actions taken to reduce lead-based paint hazards. 91.220(k); 91.320(j)

- Conduct Inspections and Risk Assessments in conjunction with all housing programs affected by Federal Lead-Based Paint regulations at 24 CFR 35, 24 CFR 570.608 and 24 CFR 982.401.
- Remediate abate lead hazards when identified.
- Conduct healthy homes assessment using the healthy homes rating system (HHRS) method and address critical home hazards.

Actions taken to reduce the number of poverty-level families. 91.220(k); 91.320(j)

- Fund public service programs that assist extremely low and low -income persons, including but not limited to employment/training programs, food programs, free or low price health services programs, etc.
- Continue to fund the Housing Choice Voucher (Formerly Known as Section 8) and Family Self-Sufficiency programs for low-income persons to improve their economic status and lessen need for subsidy
- Continue the Section 3 program that applies to construction projects funded with CDBG funds. The Section 3 program is intended to provide employment opportunities for low-income people and qualified Section 3 businesses

Actions taken to develop institutional structure. 91.220(k); 91.320(j)

The City has an inclusive institutional structure approach that uses a variety of organizations and departments within the City to carry out its housing, homeless, and community development plan. The City continues to streamline and to make improvements to the delivery system to best serve the community through activities and services. As the needs of low- to- moderate- income residents change, the demand for types of services and programs will also change. This may result in future revisions to the Consolidated Action Plan through amendments and substantial amendments, as necessary.

The City continues to coordinate with non-profit providers, community and faith-based organizations, public institutions, and City Departments in the development of the Consolidated Plan Action Plan.

The following are potential gaps in the institutional structure that were approached during the reporting period:

Gaps in Service Delivery

- Identify need for housing resources available to individuals and households whose needs may not be met within the current program framework;
- Because of the high cost of housing production and construction, look for additional ways to develop units;
- Look at the needs of the senior population and plan for future services;
- Look at the needs of youth and family populations and plan for future programs and services that coincide with the City of Pomona Youth and Family Master Plan.

Narrative Continued

Integrated Approach/Vision and Regional Connections The City of Pomona has integrated several required programs and plans with its Consolidated Action Plan to ensure that all aspects of City government and related agencies (e.g., non-profit providers, private businesses and others) work together on a uniform vision for the benefit of the residents of the City of Pomona. Programs and activities funded reflect goals and objectives that are contained in these plans. Some of these plans and programs are as follows: the Housing Element, Youth and Family Master Plan, Capital Improvements Plans and others. These plans have been created with input from the public, other City departments and divisions, the policy of Los Angeles, LAHSA and other agencies and non-profit providers. In addition, resources and programs are coordinated through the Continuum of Care and through regional work with non-profit organizations that provide activities to assist the homeless, those at risk of homelessness and others within the community, as detailed in the Consolidated Plan Action Plan section on homelessness and the Continuum. Organizational Structure City Council is responsible for funding awards, policy creation and oversight of the programs. City staff is responsible for draft funding allocations and geographic distribution of the City CDBG and other housing funds, management of the CDBG budget, administration of CDBG Programs, administration of HOME-funded activities, ESG-funded activities and development, implementation and/or monitoring of other housing programs, including residential rehabilitation and home buyer opportunities. The majority of staff responsible for implementation of CDBG, HOME and ESG Programs are in the Neighborhood Services Department Housing Division of the Planning and Housing Department and include: CDBG Administration, HOME Administration and Homeless Programs Administration. These units have two Manager to help coordinate efforts between the units and with other divisions and departments within the City. The City of Pomona participates in the Greater Los Angeles Continuum of Care, sitting on the Cordinated Entry System (CEC) and attending quarterly Service Planning Area (SPA

3) meetings. City participation in the Continuum of Care Homeless Count. The City along with CoC is facilitated by the City's Homeless Programs Supervisor. The City also participated in quarterly Entitlement City meetings facilitated by the COC Lead Agency.

Actions taken to enhance coordination between public and private housing and social service agencies. 91.220(k); 91.320(j)

Continued to be a member of the San Gabriel Valley Consortium on Homelessness, sitting as an Advisor to the Board of Directors;

- Continued to work with the Greater Los Angeles Continuum of Care on regional homeless issues;
- Continued to facilitate the Pomona Continuum of Care Coalition meetings and activities;
- Continued to work with the Pomona Housing Authority to ensure consistency between Consolidated Planning and Authority Planning requirements;
- Coordinated with the Housing Authority to place chronically homeless individuals into permanent supportive housing with Continuum of Care Permanent Supportive Housing;
- Continued to promote fair housing;
- Hosted & participated in the Coordinated Entry Systems for Individuals, Families and Youth;
- Coordinated with the Police Department in the provision of services related to crime prevention, code enforcement and community policing;
- Coordinated with the Public Works Department in the provision of infrastructure delivery; and
- Coordinated with the Community Services Department and external agencies in the provision of public services.

Identify actions taken to overcome the effects of any impediments identified in the jurisdictions analysis of impediments to fair housing choice. 91.520(a)

Fair Housing is defined as “a condition in which individuals of similar income levels in the same housing market area have a like range of choice available to them regardless of race, marital status, color, religion, ancestry, sex, sexual orientation, national origin, familial status, age, physical or mental disability, arbitrary or any other category which may be defined by law now or in the future”.

Impediments to Fair Housing Choice

Impediments are defined as:

Any action, omission, or decision taken because of race, color, religion, sex, disability, familial status or national origin which restrict housing choices or the availability of housing choices, or

- Any action, omission, or decision which have the effect of restricting housing choices or the availability of housing choices on the basis of race, color, religion, sex, disability, familial status, or national origin; or
- An assessment of the availability of affordable, accessible housing in a range of unit sizes.

To ensure consistency with the policies and programs recommended by the Consolidated Plan and to ensure continued compliance with Fair Housing Certification found at 24 CFR 91.225 (a)(1), the City has developed a new

Assessment to Fair Housing(AFH) in July 2017.

Actions taken to overcome the effects of any impediments identified in the analysis of impediments to fair housing choice include the following:

Amend Zoning Ordinance to address provisions for emergency shelters

- Update the City's Limited English Proficiency (LEP) Plan to reflect changing demographics in the community and adjust language skills of staff and outreach materials accordingly
- Continue to facilitate the development of affordable housing throughout the City of Pomona
- Promote the Housing Choice Voucher Program to property owners throughout the City as a means of expanding locational choices for voucher recipients

The City of Pomona provides fair housing services through the Inland Fair Housing and Mediation Board. During FY 21-22 they provided the following: (see text box "Fair Housing Services Provided")

Describe the standards and procedures used to monitor activities carried out in furtherance of the plan and used to ensure long-term compliance with requirements of the programs involved, including minority business outreach and the comprehensive planning requirements

The City will use various types of monitoring standards to ensure compliance with Federal regulations governing the use of CDBG funds. Monitoring procedures include: monthly desk audits, review of monthly/quarterly performance reports, review of monthly/quarterly financial billing, and on-site inspections. Performance of planned projects and activities of these funds are monitored depending on type of program and reporting requirements. Monitoring is viewed as a way to identify deficiencies and promote corrections in order to improve performance. The actual activity of monitoring helps promote quality performance, as well as identify any need for further technical assistance.

The following is a description of the types of monitoring performed by staff:

- Performance monitoring
- Financial monitoring
- Davis-Bacon Compliance
- Section 3 Compliance
- Environmental Review Compliance

Monitoring includes: desk reviews, on-site visits, interviews, telephone contacts, and reports. The Subrecipient Agreement is used to measure funded agency compliance.

The City operates in accordance with the monitoring plan developed for CDBG and HOME Programs, including an annual single audit in conformance with CFR Part 200. The Project Monitors also monitors all activity of the program on a monthly basis, while financial management is monitored jointly by the Project Monitor, Supervisor, and the City's fiscal department.

A. Performance Monitoring Reporting/Tracking Systems

Performance is tracked and reported as stated above. The labor compliance officers and/or representative review reports. Any discrepancies are addressed with the appropriate entities. Records on performance are kept in the project file. Accuracy of data is confirmed by site visits and monitoring.

B. Financial Monitoring

All project costs are paid on a reimbursement basis, rather than paid in advance. A request for reimbursement must have appropriate documentation attached to verify all expenditures. A current report of program activities must also be attached to the draw down request.

The combination of data from the request and the program activities report provides the data necessary to input data into the IDIS system. Collecting this data during the program year is very helpful in compiling reports. By

requiring documentation in association with reimbursement, the City's Planning and Housing Department - Housing Division and Finance Department are able to closely monitor program requirements and ensure program goals are being met.

Narrative Continued

C. Davis-Bacon Compliance Monitoring Davis-Bacon regulations require contractors and subcontractors to pay a certain wage to employees in various labor classifications. These regulations are a requirement of CDBG and HOME Program Subgrantee Agreements. All applicable CDBG and HOME Program projects are monitored regarding their conformance with Davis-Bacon requirements. The lead person in Community Services or Public Works checks the state board to ensure contractors selected are licensed. The debarred list from the HUD Home Page is also used. Once the contractor is selected, the contractor signs a contract. The City representative conducts a preconstruction conference, reviews contractor and subcontractor payrolls, and makes site visits and interviews contractor/subcontractor employees. Interview forms are compared with appropriate payrolls to ensure hours and pay is correct. All paperwork requirements are kept by the City. Site visits give staff the visual perspective of project progress and confirm reported performance and supplement written reports. Site visits are made to see how services are delivered to clients, provide technical assistance, and inspect progress of construction projects.

D. Environmental Review Compliance for each project that is budgeted is first reviewed for compliance with the National Environmental Protection Agency regulations (NEPA). California Environmental Quality Act (CEQA) regulations may also apply. Projects that are community service in nature are exempt from NEPA. Projects that require further investigation are researched using input from Environmental Regulatory Agencies. For projects that fall in this category, a description of the project is sent to the State Office of Historic Preservation and to other applicable regulatory agencies for consultation. Once required consultations have been completed and any mitigation measures identified, the City prepares the appropriate paperwork, including the Statutory Worksheet and publishes a combined NOI/RROF and/or a Finding regarding impacts (if the project is an Environmental Assessment [EA]). Once environmental clearance has been obtained, the project can move forward to City Council and/or bid, etc., as appropriate. The supervisor monitors all Environmental Reviews.

E. Other Monitoring Standards Compliance with Housing Codes/Property Standards: In order to ensure compliance with local housing codes, the City takes the following actions:

1. Incorporates local housing codes in written rehabilitation standards.
2. Inspects work write-ups to ensure specifications meet code.
3. Performs on-site property inspections to ensure property standards and local housing codes are actually met.
4. Maintains an inspection checklist in project files.

Timeliness of Expenditures

The City will implement the following actions as a part of its policy and procedures to ensure timely expenditure of CDBG funds:

1. Monthly review of project expenditure rates.
2. Include provisions in annual contracts and MOUs to subrecipients reiterating Federal requirements for use of CDBG funds, including timely expenditure of funds.
3. Group infrastructure projects together for design and bidding to help expedite processing and ensure timely completion of projects and expenditure of CDBG funds. The projects will be grouped together for bidding and design based on similar work, but tracked individually during the construction phase for status, compliance with labor standards and expenditures.
4. Evaluate infrastructure projects on a quarterly basis for status/progress and completion; CDBG funds will be transferred from stalled or slow-moving projects, subject to Council approval, to projects that are progressing toward construction.

Citizen Participation Plan 91.105(d); 91.115(d)

Describe the efforts to provide citizens with reasonable notice and an opportunity to comment on performance reports.

Summary of the Citizen Participation Process

The City of Pomona adheres to a citizen participation process when conducting program planning and reporting for the CDBG, HOME, and ESG programs as part of the Consolidated Plan, Action Plan, Citizen Participation Plan, and Consolidated Annual Performance and Evaluation Report (CAPER).

Language Changes

Due to special funding the City of Pomona amended its Annual Action Plan for substantial changes in funding allocations by holding a public hearing giving citizens the opportunity to comment on proposed budget changes. This action involved amending the Citizen Participation Plan and the FY 2021-2022 Annual Action Plan to increase revenue estimates and appropriations for new funding awarded to the City under the Coronavirus Aid Relief and Economic Security (“CARES”) Act, and the reallocation of HOME Program Funds.

In order for these special funds to be used expeditiously, cities were required to amend their Citizen Participation Plan. In accordance with the City’s Citizen Participation Plan, when a substantial change (i.e., adding an activity, canceling an activity or redirecting funds) is proposed to an adopted city Annual Action Plan, HUD requires that the public be notified, and a public hearing be held to allow the public an opportunity to comment on the proposed substantial changes. The CARES Act added additional flexibility. The public comment period was reduced from 30 days to not less than five days. Grantees were allowed to use virtual public hearings when necessary for public health reasons, and the public services cap is suspended during the emergency. No comments were made during the public comment period or public hearing on May 4, 2020.

Plan Development

Citizens were invited to provide input into development of the 5-Year Strategic Plan, including identification of priority needs and setting goals and objectives, through one or more of the following mechanisms: community meetings/stakeholder focus groups, community needs survey, study sessions, public comment period and public hearing process.

In addition, citizens were afforded an opportunity to provide input on the development of the 1-Year Action Plan, including priority-funding requests through a Request for Proposals (RFP) process, the public comment period and the public hearing process. A public notice was posted to the City’s website regarding development of the Plan and requesting community input.

Also, the public was afforded a 15-day comment period to comment on the CAPER. A public hearing was also held regarding the performance report where additional public input may be received.

Implementation

The City of Pomona encouraged community involvement in the development of the 2018-2023 Consolidated Plan. The Consolidated Plan development process included consultation with government agencies, service providers and city residents in an effort to identify housing and community development needs.

Public Hearings and/or Meetings

Public hearings provide a major source of citizen input on proposed programs and activities. The City conducted a public hearing and held a public Council meeting in order to address housing and community development needs. Both were held before the proposed Consolidated Plan/Annual Plan was adopted.

Narrative Continued part 1 of 2

Narrative continued part 1 of 2: Access to meetings at all public hearings were conducted at the following location: City of Pomona City Hall Council Chambers, 505 S. Garey Avenue, Pomona, CA 91769. Spanish translation is available at all public hearings if requested 72 hours in advance of meeting. This location is in compliance with the Americans with Disabilities Act (ADA). Evaluation/Review and Comment Citizens were given the opportunity to review and comment on the Draft CAPER from October 2, 2020 through October 19, 2020. The City published a public notice in the local newspaper informing interested persons about the CAPER review/comment period (see appendices for a copy of the public notice). Access to Information/Availability to the Public as required by Federal regulations, the Consolidated Plan, the Annual Action Plan, the CAPER, and substantial amendments are made available at the following locations: Pomona City Hall Departments 1. City Hall Clerk 2nd Floor 2. Neighborhood Services Department front counter, 1st Floor 3. City Website: www.ci.pomona.ca.us/index.php/government/city-departments/community-development/housing. Written and Public Comments were solicited for the Draft Consolidated Plan through public notices for the public hearings. All comments were considered and submitted as part of the final Consolidated Plan. Substantial Amendments to the Consolidated Plan/Action Plan are defined as: Cancellation of an activity previously described in the Plans undertaking an activity not previously described in the Plans. Substantially changing the purpose, scope, location, or beneficiaries of an activity. A substantial change in funding is herein defined as any amendment that exceeds 50 percent of the project/activity award for that program year. In the event that an amendment to the Plan qualifies as a substantial change, citizens will be given an opportunity to participate in the planning process. This opportunity will be afforded to the citizens in the following manner: a. Publication of Information for 30-day Comment Period. b. Adoption of change through public hearing process where Technical Assistance is provided. The City conducted three (3) technical assistance workshops during the development of the Consolidated Plan to assist agencies or City departments choosing to assist low-income persons develop proposals for the CDBG, HOME and ESG Programs. The technical assistance included: Providing information on Federal programs, including the amount of Federal funds available. A review of proposal guidelines and requirements for submission of proposals. Answering questions regarding the Consolidated Plan Development process and/or the proposal process

Narrative Continued part 2 of 2

Narrative continued part 2 of 2: Complaints/Grievance Procedure Citizens are encouraged to submit concerns or complaints in writing. All complaints should be submitted to: City of Pomona Neighborhood Services Department Housing Division, 505 S. Garey Avenue, Pomona, CA 91769, Attention: Beverly Johnson, Housing Services Manager.

During the actual development of the Consolidated Plan, written concerns or complaints regarding the Plan shall initiate a written response indicating assessment of the complaint and/or proposals and actions taken to address the complaints and/or proposals before final submission of the Plan to HUD. The City shall ensure that reasonable attempts are made to respond to questions or complaints in a timely manner, usually within fifteen (15) working days after receipt of the inquiry. EFFORTS TO PROVIDE CITIZENS NOTICE AND REASONABLE OPPORTUNITY TO COMMENT ON PERFORMANCE REPORTS - To provide notice to citizens, the City published a Notice of a Public Hearing and 15-day comment period to receive comments on the performance report. To ensure that all City residents had ample opportunity to take notice of all scheduled public hearings, all notices regarding such hearings, including the date, time and location, were published in a local newspaper of general circulation at least fifteen (15) days prior to the date of public hearing. Public Notification Public Notification To ensure that all City residents had ample opportunity to take notice of all scheduled public hearings, all notices regarding such hearings, including the date, time and location, were published in a local newspaper of general circulation at least ten (10) days prior to the date of public hearing.

DRAFT

CR-45 - CDBG 91.520(c)

Specify the nature of, and reasons for, any changes in the jurisdiction's program objectives and indications of how the jurisdiction would change its programs as a result of its experiences.

No

Does this Jurisdiction have any open Brownfields Economic Development Initiative (BEDI) grants?

No

[BEDI grantees] Describe accomplishments and program outcomes during the last year.

Include the results of on-site inspections of affordable rental housing assisted under the program to determine compliance with housing codes and other applicable regulations

Please list those projects that should have been inspected on-site this program year based upon the schedule in §92.504(d). Indicate which of these were inspected and a summary of issues that were detected during the inspection. For those that were not inspected, please indicate the reason and how you will remedy the situation.

Monitorings and on-site inspections have temporarily been suspended due to the threat posed to low-income residents, property owners and City staff by the Coronavirus pandemic.

Provide an assessment of the jurisdiction's affirmative marketing actions for HOME units. 92.351(b)

It is the Affirmative Fair Housing Marketing Plan of the City of Pomona to assure that individuals who might not normally apply for available housing units because they are socially or economically disadvantaged:

Be informed of available units

- Be encouraged to apply
- Have equal opportunity to own/rent their own units.

Affirmative marketing steps consist of actions to provide information and otherwise attract eligible persons in the housing market to the available housing without regard to: race, color, national origin, sex, religion, familial status, or disability. The City of Pomona's affirmative fair housing marketing procedures are as follows:

1. Methods for Informing the public...

METHODS FOR INFORMING THE PUBLIC, OWNERS, POTENTIAL TENANTS AND HOMEBUYERS ABOUT FAIR HOUSING LAWS AND THE CITY'S AFFIRMATIVE MARKETING PLAN. A. The City of Pomona, Neighborhood Services Department, Housing Division shall be responsible for implementing the City's Affirmative Fair Housing Marketing Plan. B. Recipients of CDBG and/or HOME funds shall be informed of the City's Affirmative Fair Housing Marketing Plan by having this policy referenced in the agreement with the City for the receipt of funds and making compliance with this plan a requirement for the duration of the agreement. C. The City shall continue to fund outside agencies to provide fair housing information/referral and case investigation services and tenant/landlord information/referral and mediation services. D. The City shall require its fair housing agency to develop an outreach plan each year, which will include advertisements in local newspapers, public service announcements, distribution of fair housing brochures at relevant events, community presentations, and other outreach activities to inform the community about fair housing rights and responsibilities. E. The City shall carry out an annual review to ensure that owners of CDBG and/or HOME funded housing are aware of and are complying with the City's Affirmative Fair Housing Marketing Plan. F. The City shall periodically post flyers, which describe fair housing laws and services, at the City hall information desk, which is open to the public. G. The Plan will be included as part of the City's Consolidated Plan One-Year Action Plan. Any changes or updates will be incorporated as part of the approval of the

One-Year Action Plan which is subject to the public hearing procedure.

2. Descriptions of what organizations and the City will do...

DESCRIPTION OF WHAT ORGANIZATIONS AND THE CITY WILL DO TO AFFIRMATIVELY MARKET HOUSING ASSISTED WITH CDBG AND/OR HOME FUNDS. It is the City of Pomona's policy to require that each agency administering a housing program or developing a housing project funded with CDBG and/or HOME funds: A. Use the Equal Housing Opportunity logotype or slogan on all correspondence and advertising. B. Announce the housing opportunity in at least two of the local publications, such as Inland Valley Daily Bulletin, Pomona Pastime, La Voz, and and/or television stations (English and Spanish); and other types of media including publications of limited circulation such as neighborhood-oriented newspapers, religious publications, and publications of local real estate industry groups. If the project funded by CDBG or HOME is a special needs project which caters to certain population, the agency receiving funding must announce the housing opportunity at the location(s) or publications that serve the specific clientele. C. Provide written information about the Fair Housing Laws and Fair Housing brochures to sponsors of housing projects and to potential clients. D. Circulate flyers to City hall information desk, senior center, parks and recreation centers, local nonprofit agencies, libraries, religious assemblies and neighborhood assemblies to advertise housing opportunities at least six weeks prior to the opening of any waiting lists. E. Use affirmative fair housing marketing practices in soliciting renters or buyers, in determining their eligibility, and concluding all transactions. F. Relationship Building-Community Based Organizations/Referral Agencies: The organization must also develop strategic relationships with community based organizations and referral agencies to provide fair housing opportunities. The relationship building shall consist of: Developing close relationships with local and regional agencies. Attending local community events, fairs and/or meetings. Making client referrals as appropriate.

3. The City of Pomona shall carry out the following...

A. Post flyers of upcoming housing opportunities at the City Hall information desk, parks and recreation centers, and the library. Post fair housing flyers at the Housing Division in the City Hall. Advertise the housing opportunities in the local publications and in the utility bills. B. Maintain and make available to interested parties a listing of the affordable housing stock, funded through the CDBG and/or HOME Programs, which includes information about whom to contact regarding the availability of housing and the estimated month and year (if known) when applications will be accepted from prospective new tenants. C. Require the participating lenders for the First-Time Homebuyer Mortgage Assistance Program to post Fair Housing Posters at the offices and provide Fair Housing Brochures to potential clients.

Refer to IDIS reports to describe the amount and use of program income for projects, including the number of projects and owner and tenant characteristics

There was a total of \$529,047 in HOME Program Income used during FY 21-22 which were utilized for single family rehabilitation. This assisted four (4) homeowners and partially assisted another four (4) for a total of eight (8) homeowners assisted.

Describe other actions taken to foster and maintain affordable housing. 91.220(k) (STATES ONLY: Including the coordination of LIHTC with the development of affordable housing). 91.320(j)

Specific actions to foster and maintain affordable housing include implementation of the following types of housing assistance:

Acquisition/Rehab for resale or rental housing (to provide affordable units)

- First-Time Homebuyer Program (affordability through down payment assistance)
- Housing Rehabilitation Programs (to preserve existing affordable housing stock)

DRAFT

ESG Supplement to the CAPER in *e-snaps*

For Paperwork Reduction Act

1. Recipient Information—All Recipients Complete

Basic Grant Information

Recipient Name	POMONA
Organizational DUNS Number	074127481
EIN/TIN Number	956000764
Identify the Field Office	LOS ANGELES
Identify CoC(s) in which the recipient or subrecipient(s) will provide ESG assistance	Los Angeles City & County CoC

ESG Contact Name

Prefix	Ms
First Name	Beverly
Middle Name	0
Last Name	Johnson
Suffix	0
Title	Housing Services Manager

ESG Contact Address

Street Address 1	505. S. Garey Avenue
Street Address 2	0
City	Pomona
State	CA
ZIP Code	91766-
Phone Number	9096202433
Extension	0
Fax Number	9096204567
Email Address	Beverly.johnson@pomonaca.gov

ESG Secondary Contact

Prefix
First Name
Last Name
Suffix

Title
Phone Number
Extension
Email Address

2. Reporting Period—All Recipients Complete

Program Year Start Date 07/01/2021
Program Year End Date 06/30/2022

3a. Subrecipient Form – Complete one form for each subrecipient

Subrecipient or Contractor Name
City
State
Zip Code
DUNS Number
Is subrecipient a victim services provider
Subrecipient Organization Type
ESG Subgrant or Contract Award Amount

4. Persons Served

4a. Complete for Homelessness Prevention Activities

Number of Persons in Households	Total
Adults	0
Children	0
Don't Know/Refused/Other	0
Missing Information	0
Total	0

Table 16 – Household Information for Homeless Prevention Activities

4b. Complete for Rapid Re-Housing Activities

Number of Persons in Households	Total
Adults	0
Children	0
Don't Know/Refused/Other	0
Missing Information	0
Total	0

Table 17 – Household Information for Rapid Re-Housing Activities

4c. Complete for Shelter

Number of Persons in Households	Total
Adults	0
Children	0
Don't Know/Refused/Other	0
Missing Information	0
Total	0

Table 18 – Shelter Information

4d. Street Outreach

Number of Persons in Households	Total
Adults	0
Children	0
Don't Know/Refused/Other	0
Missing Information	0
Total	0

Table 19 – Household Information for Street Outreach

4e. Totals for all Persons Served with ESG

Number of Persons in Households	Total
Adults	0
Children	0
Don't Know/Refused/Other	0
Missing Information	0
Total	0

Table 20 – Household Information for Persons Served with ESG

5. Gender—Complete for All Activities

	Total
Male	0
Female	0
Transgender	0
Don't Know/Refused/Other	0
Missing Information	0
Total	0

Table 21 – Gender Information

6. Age—Complete for All Activities

	Total
Under 18	0
18-24	0
25 and over	0
Don't Know/Refused/Other	0
Missing Information	0
Total	0

Table 22 – Age Information

7. Special Populations Served—Complete for All Activities

Number of Persons in Households

Subpopulation	Total	Total Persons Served – Prevention	Total Persons Served – RRH	Total Persons Served in Emergency Shelters
Veterans	0	0	0	0
Victims of Domestic Violence	0	0	0	0
Elderly	0	0	0	0
HIV/AIDS	0	0	0	0
Chronically Homeless	0	0	0	0
Persons with Disabilities:				
Severely Mentally Ill	0	0	0	0
Chronic Substance Abuse	0	0	0	0
Other Disability	0	0	0	0
Total (Unduplicated if possible)	0	0	0	0

Table 23 – Special Population Served

10. Shelter Utilization

Number of New Units - Rehabbed	0
Number of New Units - Conversion	0
Total Number of bed-nights available	TBA
Total Number of bed-nights provided	TBA
Capacity Utilization	TBA

Table 24 – Shelter Capacity

11. Project Outcomes Data measured under the performance standards developed in consultation with the CoC(s)

No comment

11. Expenditures**11a. ESG Expenditures for Homelessness Prevention**

	Dollar Amount of Expenditures in Program Year		
	2019	2020	2021
Expenditures for Rental Assistance	0	0	0
Expenditures for Housing Relocation and Stabilization Services - Financial Assistance	0	0	0
Expenditures for Housing Relocation & Stabilization Services - Services	0	0	0
Expenditures for Homeless Prevention under Emergency Shelter Grants Program	0	0	0
Subtotal Homelessness Prevention	0	0	0

Table 25 – ESG Expenditures for Homelessness Prevention

11b. ESG Expenditures for Rapid Re-Housing

	Dollar Amount of Expenditures in Program Year		
	2019	2020	2021
Expenditures for Rental Assistance	0	0	0
Expenditures for Housing Relocation and Stabilization Services - Financial Assistance	0	0	0
Expenditures for Housing Relocation & Stabilization Services - Services	0	0	0
Expenditures for Homeless Assistance under Emergency Shelter Grants Program	0	0	0
Subtotal Rapid Re-Housing	0	0	0

Table 26 – ESG Expenditures for Rapid Re-Housing

11c. ESG Expenditures for Emergency Shelter

	Dollar Amount of Expenditures in Program Year		
	2019	2020	2021
Essential Services	0	0	TBD
Operations	108,291	101,486	TBD

Renovation	0	0	TBD
Major Rehab	0	0	0
Conversion	0	0	0
Subtotal	108,291	101,486	TBD

Table 27 – ESG Expenditures for Emergency Shelter

11d. Other Grant Expenditures

	Dollar Amount of Expenditures in Program Year		
	2019	2020	2021
Street Outreach	0	0	TBD
HMIS	16,337	56,914	TBD
Administration	13,640	12,547	TBD

Table 28 - Other Grant Expenditures

11e. Total ESG Grant Funds

Total ESG Funds Expended	2019	2020	2021
	138,268	170,947	TBD

Table 29 - Total ESG Funds Expended

11f. Match Source

	2019	2020	2021
Other Non-ESG HUD Funds	0	582,345	TBD
Other Federal Funds	885,913	6,401,678	TBD
State Government	0	495,810	TBD
Local Government	0	3,334,307	TBD
Private Funds	13,602,279	0	TBD
Other	0	14,996	TBD
Fees	0	0	TBD
Program Income	0	0	TBD
Total Match Amount	14,488,192	10,829,136	TBD

Table 30 - Other Funds Expended on Eligible ESG Activities

11g. Total

Total Amount of Funds Expended on ESG Activities	2019	2020	2021
	14,626,460	11,000,083	TBD

Table 31 - Total Amount of Funds Expended on ESG Activities


DRAFT

ESG CAPER Report FY 2022

DRAFT

Public Notice published on September 5, 2022

DRAFT

ESG CAPER Report [FY 2022]		City of Pomona												
		Date Range: 07/01/2021 thru 06/30/2022												
Q4a. Project Identifiers in HMIS														
Organization Name	Organization ID	Project Name	Project ID	HMIS Project Type	Method for Tracking ES	Affiliated with a residential project	Project IDs of affiliations	CoC Number	Geocode	Victim Service Provider	HMIS Software Name	Report Start Date	Report End Date	
City of Pomona	16	CES Bridge Housing Program	3684	1	3			CA-600	062850	0	Clarity HS	07/01/2021	06/30/2022	
City of Pomona	16	CES Crisis Housing SPA 3 VOA	3104	1	3			CA-600	062850	0	Clarity HS	07/01/2021	06/30/2022	
City of Pomona	16	Cities Cohort Crisis Housing	3882	1	3			CA-600	062850	0	Clarity HS	07/01/2021	06/30/2022	
City of Pomona	16	PD ESG Crisis Housing	3347	1	3			CA-600	062850	0	Clarity HS	07/01/2021	06/30/2022	
City of Pomona	16	Tri-City Crisis Housing	3313	1	3			CA-600	062850	0	Clarity HS	07/01/2021	06/30/2022	
1 / 43														
Tue Aug 9 02:26:40 PM 2022		Powered By 												

ESG CAPER Report [FY 2022]

City of Pomona

Date Range: 07/01/2021 thru 06/30/2022

Q5a. Report Validations Table

Program Applicability: All Projects

Total number of persons served	414
Number of adults (age 18 or over)	413
Number of children (under age 18)	0
Number of persons with unknown age	1
Number of leavers	303
Number of adult leavers	302
Number of adult and head of household leavers	303
Number of stayers	111
Number of adult stayers	111
Number of veterans	9
Number of chronically homeless persons	141
Number of youth under age 25	24
Number of parenting youth under age 25 with children	0
Number of adult heads of household	413
Number of child and unknown-age heads of household	1
Heads of households and adult stayers in the project 365 days or more	13

ESG CAPER Report [FY 2022]

City of Pomona

Date Range: 07/01/2021 thru 06/30/2022

Q6a. Data Quality: Personally Identifiable Information

Program Applicability: All Projects

Data Element	Client Doesn't Know/Refused	Information Missing	Data Issues	Total	% of Error Rate
Name (3.01)	1	0	2	3	0.72%
Social Security Number (3.02)	7	2	38	47	11.35%
Date of Birth (3.03)	1	0	5	6	1.45%
Race (3.04)	4	6	0	10	2.42%
Ethnicity (3.05)	0	3	0	3	0.72%
Gender (3.06)	0	2	0	2	0.48%
Overall Score	0	0	0	57	13.77%

3 / 43

Tue Aug 9 02:26:40 PM 2022

Powered By



**ESG CAPER Report
[FY 2022]**

City of Pomona

Date Range: 07/01/2021 thru 06/30/2022

Q6b. Data Quality: Universal Data Elements

Program Applicability: All Projects

Data Element	Error Count	% of Error Rate
Veteran Status (3.07)	5	1.21%
Project Start Date (3.10)	1	0.24%
Relationship to Head of Household (3.15)	0	0.00%
Client Location (3.16)	0	0.00%
Disabling Condition (3.08)	31	7.49%

4 / 43

Tue Aug 9 02:26:40 PM 2022

Powered By



**ESG CAPER Report
[FY 2022]**

City of Pomona

Date Range: 07/01/2021 thru 06/30/2022

Q6c. Data Quality: Income and Housing Data Quality

Program Applicability: All Projects

Data Element	Error Count	% of Error Rate
Destination (3.12)	126	41.58%
Income and Sources (4.02) at Start	16	3.86%
Income and Sources (4.02) at Annual Assessment	9	69.23%
Income and Sources (4.02) at Exit	8	2.64%

5 / 43

Tue Aug 9 02:26:40 PM 2022

Powered By



ESG CAPER Report [FY 2022]

City of Pomona

Date Range: 07/01/2021 thru 06/30/2022

Q6d. Data Quality: Chronic Homelessness

Program Applicability: ES, SH, Street Outreach, TH & PH(All)


Entering into project type	Count of total records	Missing time in institution (3.917.2)	Missing time in housing (3.917.2)	Approximate Date started (3.9.17.3)	Number of times (3.9.17.4) DK/R/missing	Number of months (3.9.17.5) DK/R/missing	% of records unable to calculate
ES, SH, Street Outreach	414			0	40	50	15.46%
TH	0	0	0	0	0	0	0.00%
PH (all)	0	0	0	0	0	0	0.00%
Total	414						15.46%

6 / 43

Tue Aug 9 02:26:40 PM 2022

Powered By



ESG CAPER Report [FY 2022]		City of Pomona	
		Date Range: 07/01/2021 thru 06/30/2022	
Q6e. Data Quality: Timeliness			
Program Applicability: All Projects			
Time for Record Entry	Number of Project Start Records	Number of Project Exit Records	
0 days	334	225	
1-3 days	31	34	
4-6 days	4	18	
7-10 days	0	6	
11+ days	0	20	
			7 / 43
Tue Aug 9 02:26:40 PM 2022		Powered By 	

**ESG CAPER Report
[FY 2022]**

City of Pomona

Date Range: 07/01/2021 thru 06/30/2022

Q6f. Data Quality: Inactive Records: Street Outreach and Emergency Shelter

Program Applicability: Street Outreach & ES-Night By Night

Data Element	# of Records	# of Inactive Records	% of Inactive Records
Contact (Adults and Heads of Household in Street Outreach or ES-NbN)	71	5	7.04%
Bed Night (All clients in ES-NbN)	71	5	7.04%

8 / 43

Tue Aug 9 02:26:40 PM 2022

Powered By



**ESG CAPER Report
[FY 2022]**


City of Pomona

Date Range: 07/01/2021 thru 06/30/2022

Q7a. Number of Persons Served

Program Applicability: All Projects

	Total	Without Children	With Children and Adults	With Only Children	Unknown Household Type
Adults	413	413	0	0	0
Children	0	0	0	0	0
Client Doesn't Know/ Client Refused	1	0	0	0	1
Data Not Collected	0	0	0	0	0
Total	414	413	0	0	1
For PSH & RRH – the total persons served who moved into housing	0	0	0	0	0

ESG CAPER Report [FY 2022]		City of Pomona			
		Date Range: 07/01/2021 thru 06/30/2022			
Q7b: Point-in-Time Count of Persons on the Last Wednesday					
Program Applicability: All Projects					
	Total	Without Children	With Children and Adults	With Only Children	Unknown Household Type
January	91	91	0	0	0
April	129	129	0	0	0
July	89	89	0	0	0
October	90	90	0	0	0
					10 / 43
Tue Aug 9 02:26:40 PM 2022		Powered By 			

**ESG CAPER Report
[FY 2022]**

City of Pomona

Date Range: 07/01/2021 thru 06/30/2022

Q8a. Households Served

Program Applicability: All Projects

	Total	Without Children	With Children and Adults	With Only Children	Unknown Household Type
Total Households	414	413	0	0	1
For PSH & RRH – the total households served who	0	0	0	0	0

11 / 43

Tue Aug 9 02:26:40 PM 2022

Powered By



**ESG CAPER Report
[FY 2022]**

City of Pomona


Date Range: 07/01/2021 thru 06/30/2022

Q8b. Point-in-Time Count of Households on the Last Wednesday

Program Applicability: All Projects

	Total	Without Children	With Children and Adults	With Only Children	Unknown Household Type
January	91	91	0	0	0
April	129	129	0	0	0
July	89	89	0	0	0
October	90	90	0	0	0



ESG CAPER Report [FY 2022]		City of Pomona		
		Date Range: 07/01/2021 thru 06/30/2022		
Q9a. Number of Persons Contacted				
Program Applicability: ES Night By Night - Street Outreach				
Number of Persons Contacted	All Persons Contacted	First contact - NOT staying on the Streets, ES, or SH	First contact - WAS staying on Streets, ES, or SH	First contact - Worker unable to determine
Once	0	0	0	0
2-5 Times	0	0	0	0
6-9 Times	0	0	0	0
10+ Times	0	0	0	0
Total Persons Contacted	0	0	0	0
				13 / 43
Tue Aug 9 02:26:40 PM 2022		Powered By 		

**ESG CAPER Report
[FY 2022]**

City of Pomona

Date Range: 07/01/2021 thru 06/30/2022

Q9b. Number of Persons Engaged

Program Applicability: ES Night By Night - Street Outreach

Number of Persons Engaged	All Persons Contacted	First contact - NOT staying on the Streets, ES, or SH	First contact - WAS staying on Streets, ES, or SH	First contact - Worker unable to determine
Once	0	0	0	0
2-5 Contacts	0	0	0	0
6-9 Contacts	0	0	0	0
10+ Contacts	0	0	0	0
Total Persons Engaged	0	0	0	0
Rate of Engagement	0.00%	0.00%	0.00%	0.00%

ESG CAPER Report [FY 2022]

City of Pomona

Date Range: 07/01/2021 thru 06/30/2022

Q10a. Gender of Adults

Program Applicability: All Projects

	Total	Without Children	With Children and Adults	Unknown Household Type
Male	268	268	0	0
Female	141	141	0	0
No Single Gender	1	1	0	0
Questioning	0	0	0	0
Transgender	1	1	0	0
Client Doesn't Know/Client Refused	0	0	0	0
Data Not Collected	2	2	0	0
Total	413	413	0	0

15 / 43

Tue Aug 9 02:26:40 PM 2022

Powered By



**ESG CAPER Report
[FY 2022]**

City of Pomona

Date Range: 07/01/2021 thru 06/30/2022

Q10b. Gender of Children

Program Applicability: All Projects

	Total	With Children and Adults	With Only Children	Unknown Household Type
Male	0	0	0	0
Female	0	0	0	0
No Single Gender	0	0	0	0
Questioning	0	0	0	0
Transgender	0	0	0	0
Client Doesn't Know/Client Refused	0	0	0	0
Data Not Collected	0	0	0	0
Total	0	0	0	0



ESG CAPER Report [FY 2022]

City of Pomona

Date Range: 07/01/2021 thru 06/30/2022

Q10c. Gender of Persons Missing Age Information

Program Applicability: All Projects

	Total	Without Children	With Children and Adults	With Only Children	Unknown Household Type
Male	1	0	0	0	1
Female	0	0	0	0	0
No Single Gender	0	0	0	0	0
Questioning	0	0	0	0	0
Transgender	0	0	0	0	0
Client Doesn't Know/Client Refused	0	0	0	0	0
Data Not Collected	0	0	0	0	0
Total	1	0	0	0	1

**ESG CAPER Report
[FY 2022]**

City of Pomona

Date Range: 07/01/2021 thru 06/30/2022

Q10d. Gender by Age Ranges

Program Applicability: All Projects

	Total	Under Age 18	Age 18-24	Age 25-61	Age 62 and over	Client Doesn't Know/ Client Refused	Data Not Collected
Male	269	0	12	207	49	1	0
Female	141	0	11	107	23	0	0
No Single Gender	1	0	1	0	0	0	0
Questioning	0	0	0	0	0	0	0
Transgender	1	0	0	0	1	0	0
Client Doesn't Know/Client Refused	0	0	0	0	0	0	0
Data Not Collected	2	0	0	2	0	0	0
Total	414	0	24	316	73	1	0



ESG CAPER Report [FY 2022]

City of Pomona

Date Range: 07/01/2021 thru 06/30/2022

Q11. Age

Program Applicability: All Projects

	Total	Without Children	With Children and Adults	With Only Children	Unknown Household Type
Under 5	0	0	0	0	0
5 - 12	0	0	0	0	0
13 - 17	0	0	0	0	0
18 - 24	24	24	0	0	0
25 - 34	75	75	0	0	0
35 - 44	73	73	0	0	0
45 - 54	96	96	0	0	0
55 - 61	72	72	0	0	0
62+	73	73	0	0	0
Client Doesn't Know/Client Refused	1	0	0	0	1
Data Not Collected	0	0	0	0	0
Total	414	413	0	0	1

ESG CAPER Report [FY 2022]

City of Pomona

Date Range: 07/01/2021 thru 06/30/2022

Q12a: Race

Program Applicability: All Projects

	Total	Without Children	With Children and Adults	With Only Children	Unknown Household Type
White	276	275	0	0	1
Black, African American, or African	102	102	0	0	0
Asian or Asian American	10	10	0	0	0
American Indian, Alaska Native, or Indigenous	5	5	0	0	0
Native Hawaiian or Pacific Islander	4	4	0	0	0
Multiple Races	7	7	0	0	0
Client Doesn't Know/Client Refused	4	4	0	0	0
Data Not Collected	6	6	0	0	0
Total	414	413	0	0	1

20 / 43

Tue Aug 9 02:26:40 PM 2022

Powered By



ESG CAPER Report [FY 2022]

City of Pomona

Date Range: 07/01/2021 thru 06/30/2022

Q12b. Ethnicity

Program Applicability: All Projects

	Total	Without Children	With Children and Adults	With Only Children	Unknown Household Type
Non-Hispanic/Non-Latin(a)(o)(x)	230	230	0	0	0
Hispanic/Latin(a)(o)(x)	181	180	0	0	1
Client Doesn't Know/Client Refused	0	0	0	0	0
Data Not Collected	3	3	0	0	0
Total	414	413	0	0	1

21 / 43

Tue Aug 9 02:26:40 PM 2022

Powered By



ESG CAPER Report [FY 2022]

City of Pomona

Date Range: 07/01/2021 thru 06/30/2022

Q13a1. Physical and Mental Health Conditions at Start

Program Applicability: All Projects

	Total	Without Children	Adults in HH with Children & Adults	Children in HH with Children & Adults	With Only Children	Unknown Household Type
Mental Health Disorder	191	191	0	0	0	0
Alcohol Use Disorder	31	31	0	0	0	0
Drug Use Disorder	56	56	0	0	0	0
Both Alcohol and Drug Use Disorders	51	51	0	0	0	0
Chronic Health Condition	142	142	0	0	0	0
HIV/AIDS	5	5	0	0	0	0
Developmental Disability	42	42	0	0	0	0
Physical Disability	133	133	0	0	0	0

22 / 43

Tue Aug 9 02:26:40 PM 2022

Powered By



ESG CAPER Report [FY 2022]

City of Pomona

Date Range: 07/01/2021 thru 06/30/2022

Q13b1. Physical and Mental Health Conditions at Exit

Program Applicability: All Projects

	Total	Without Children	Adults in HH with Children & Adults	Children in HH with Children & Adults	With Only Children	Unknown Household Type
Mental Health Disorder	146	146	0	0	0	0
Alcohol Use Disorder	17	17	0	0	0	0
Drug Use Disorder	44	44	0	0	0	0
Both Alcohol and Drug Use Disorders	48	48	0	0	0	0
Chronic Health Condition	98	98	0	0	0	0
HIV/AIDS	5	5	0	0	0	0
Developmental Disability	28	28	0	0	0	0
Physical Disability	93	93	0	0	0	0

23 / 43

Tue Aug 9 02:26:40 PM 2022

Powered By



ESG CAPER Report [FY 2022]

City of Pomona

Date Range: 07/01/2021 thru 06/30/2022

Q13c1. Physical and Mental Health Conditions for Stayers

Program Applicability: All Projects

	Total	Without Children	Adults in HH with Children & Adults	Children in HH with Children & Adults	With Only Children	Unknown Household Type
Mental Health Disorder	50	50	0	0	0	0
Alcohol Use Disorder	13	13	0	0	0	0
Drug Use Disorder	16	16	0	0	0	0
Both Alcohol and Drug Use Disorders	8	8	0	0	0	0
Chronic Health Condition	47	47	0	0	0	0
HIV/AIDS	1	1	0	0	0	0
Developmental Disability	14	14	0	0	0	0
Physical Disability	45	45	0	0	0	0

24 / 43

Tue Aug 9 02:26:40 PM 2022

Powered By



ESG CAPER Report [FY 2022]

City of Pomona

Date Range: 07/01/2021 thru 06/30/2022

Q14a. Domestic Violence History

Program Applicability: All Projects

	Total	Without Children	With Children and Adults	With Only Children	Unknown Household Type
Yes	58	58	0	0	0
No	313	312	0	0	1
Client Doesn't Know/Client Refused	6	6	0	0	0
Data Not Collected	37	37	0	0	0
Total	414	413	0	0	1



ESG CAPER Report [FY 2022]

City of Pomona

Date Range: 07/01/2021 thru 06/30/2022

Q14b. Persons Fleeing Domestic Violence

Program Applicability: All Projects

	Total	Without Children	With Children and Adults	With Only Children	Unknown Household Type
Yes	15	15	0	0	0
No	41	41	0	0	0
Client Doesn't Know/Client Refused	2	2	0	0	0
Data Not Collected	0	0	0	0	0
Total	58	58	0	0	0

**ESG CAPER Report
[FY 2022]**

City of Pomona

Date Range: 07/01/2021 thru 06/30/2022

Q15. Living Situation

Program Applicability: All Projects

	Total	Without Children	With Children and Adults	With Only Children	Unknown Household Type
Homeless Situations					
Emergency shelter, including hotel or motel paid for with emergency shelter voucher, or RHY-funded Host Home shelter	34	34	0	0	0
Transitional housing for homeless persons (including homeless youth)	2	2	0	0	0
Place not meant for habitation	322	321	0	0	1
Safe Haven	8	8	0	0	0
Host Home (non-crisis)	0	0	0	0	0
Subtotal	366	365	0	0	1
Institutional Settings					
Psychiatric hospital or other psychiatric facility	1	1	0	0	0
Substance abuse treatment facility or detox center	4	4	0	0	0
Hospital or other residential non-psychiatric medical facility	6	6	0	0	0
Jail, prison or juvenile detention facility	4	4	0	0	0

Foster care home or foster care group home	0	0	0	0	0
Long-term care facility or nursing home	1	1	0	0	0
Residential project or halfway house with no homeless criteria	0	0	0	0	0
Subtotal	16	16	0	0	0
Other Locations					
Permanent housing (other than RRH) for formerly homeless persons	0	0	0	0	0
Owned by client, no ongoing housing subsidy	0	0	0	0	0
Owned by client, with ongoing housing subsidy	0	0	0	0	0
Rental by client, with RRH or equivalent subsidy	0	0	0	0	0
Rental by client, with HCV voucher (tenant or project based)	0	0	0	0	0
Rental by client in a public housing unit	0	0	0	0	0
Rental by client, no ongoing housing subsidy	1	1	0	0	0
Rental by client, with VASH housing subsidy	0	0	0	0	0
Rental by client, with GPD TIP housing subsidy	0	0	0	0	0
Rental by client, with other ongoing housing subsidy	0	0	0	0	0

Hotel or motel paid for without emergency shelter voucher	11	11	0	0	0
Staying or living in a friend's room, apartment or house	8	8	0	0	0
Staying or living in a family member's room, apartment or house	10	10	0	0	0
Client Doesn't Know/Client Refused	0	0	0	0	0
Data Not Collected	2	2	0	0	0
Subtotal	32	32	0	0	0
Total	414	413	0	0	1

**ESG CAPER Report
[FY 2022]**

City of Pomona

Date Range: 07/01/2021 thru 06/30/2022

Q16. Cash Income - Ranges

Program Applicability: All Projects

	Income at Start	Income at Latest Annual Assessment for Stayers	Income at Exit for Leavers
No Income	170	1	127
\$1 - \$150	1	0	0
\$151 - \$250	107	2	77
\$251 - \$500	9	0	7
\$501 - \$1,000	61	0	46
\$1,001 - \$1,500	33	0	23
\$1,501 - \$2,000	7	0	5
\$2,001+	11	1	10
Client Doesn't Know/Client Refused	3	0	1
Data Not Collected	11	0	6
Number of adult stayers not yet required to have an annual assessment	0	98	0
Number of adult stayers without required annual assessment	0	9	0
Total Adults	413	111	302

**ESG CAPER Report
[FY 2022]**

City of Pomona

Date Range: 07/01/2021 thru 06/30/2022

Q17. Cash Income - Sources

Program Applicability: All Projects

	Income at Start	Income at Latest Annual Assessment for Stayers	Income at Exit for Leavers
Earned Income	22	1	20
Unemployment Insurance	4	0	2
Supplemental Security Income (SSI)	63	0	42
Social Security Disability Insurance (SSDI)	37	0	30
VA Service – Connected Disability Compensation	0	0	0
VA Non-Service Connected Disability Pension	0	0	0
Private Disability Insurance	0	0	0
Worker's Compensation	0	0	0
Temporary Assistance for Needy Families (TANF)	1	0	1
General Assistance (GA)	113	2	82
Retirement Income from Social Security	4	0	3
Pension or retirement income from a former job	1	0	0
Child Support	1	0	1
Alimony and other spousal support	0	0	0
Other Source	2	0	1
Adults with Income Information at Start and Annual Assessment/Exit	0	4	289

Tue Aug 9 02:26:40 PM 2022

Powered By



CLARITY
HUMAN SERVICES

ESG CAPER Report [FY 2022]

City of Pomona

Date Range: 07/01/2021 thru 06/30/2022

Q19b. Disabling Conditions and Income for Adults at Exit

Program Applicability: All Projects

	AO: Adult with Disabling	AO: Adult without Disabling	AO: Total Adults	AO: % with Disabling Condition	AC: Adult with Disabling Condition	AC: Adult without Disabling	AC: Total Adults	AC: % with Disabling Condition	UK: Adult with Disabling Condition	UK: Adult without Disabling	UK: Total Adults	UK: % with Disabling Condition
Earned Income	5	14	19	26.32%	0	0	0	0.00%	0	0	0	0.00%
Supplemental Security Income (SSI)	30	9	39	76.92%	0	0	0	0.00%	0	0	0	0.00%
Social Security Disability Insurance (SSDI)	24	5	29	82.76%	0	0	0	0.00%	0	0	0	0.00%
VA Service – Connected Disability Compensation	0	0	0	0.00%	0	0	0	0.00%	0	0	0	0.00%
Private Disability Insurance	0	0	0	0.00%	0	0	0	0.00%	0	0	0	0.00%
Worker's Compensation	0	0	0	0.00%	0	0	0	0.00%	0	0	0	0.00%
Temporary Assistance for Needy Families (TANF)	1	0	1	100.00%	0	0	0	0.00%	0	0	0	0.00%
Retirement Income from Social Security	3	0	3	100.00%	0	0	0	0.00%	0	0	0	0.00%
Pension or retirement income from a former	0	0	0	0.00%	0	0	0	0.00%	0	0	0	0.00%
Child Support	0	0	0	0.00%	0	0	0	0.00%	0	0	0	0.00%
Other Source	57	24	81	70.37%	0	0	0	0.00%	0	0	0	0.00%
No Sources	54	62	116	46.55%	0	0	0	0.00%	0	0	0	0.00%
Unduplicated Total Adults	165	112	277		0	0	0		0	0	0	

Tue Aug 9 02:26:40 PM 2022

Powered By



CLARITY
HUMAN SERVICES

**ESG CAPER Report
[FY 2022]**

City of Pomona

Date Range: 07/01/2021 thru 06/30/2022

Q20a. Type of Non-Cash Benefit Sources

Program Applicability: All Projects

	Benefit at Start	Benefit at Latest Annual Assessment for Stayers	Benefit at Exit for Leavers
Supplemental Nutrition Assistance Program (SNAP) Previously known as Food Stamps)	160	2	113
Special Supplemental Nutrition Program for Women, Infants, and Children (WIC)	0	0	0
TANF Child Care Services	0	0	0
TANF Transportation Services	0	0	0
Other TANF-Funded Services	0	0	0
Other Source	0	0	0

31 / 43

Tue Aug 9 02:26:40 PM 2022

Powered By



**ESG CAPER Report
[FY 2022]**

City of Pomona

Date Range: 07/01/2021 thru 06/30/2022

Q21. Health Insurance

Program Applicability: All Projects

	At Start	At Annual Assessment for Stayers	At Exit for Leavers
MEDICAID	224	4	163
MEDICARE	21	0	12
State Children's Health Insurance Program	0	0	0
Veteran's Administration (VA) Medical Services	0	0	0
Employer - Provided Health Insurance	1	0	0
Health Insurance obtained through COBRA	0	0	0
Private Pay Health Insurance	0	0	0
State Health Insurance for Adults	1	0	0
Indian Health Services Program	0	0	0
Other	12	0	11
No Health Insurance	100	0	81
Client Doesn't Know/Client Refused	36	0	24
Data not Collected	31	9	18
Number of Stayers not yet Required To Have an Annual Assessment	0	98	0
1 Source of Health Insurance	235	4	174
More than 1 Source of Health Insurance	12	0	6

Tue Aug 9 02:26:40 PM 2022

Powered By



**ESG CAPER Report
[FY 2022]**

City of Pomona

Date Range: 07/01/2021 thru 06/30/2022

Q22a2. Length of Participation - ESG Projects

Program Applicability: All Projects

	Total	Leavers	Stayers
0 to 7 days	122	118	4
8 to 14 days	36	34	2
15 to 21 days	21	19	2
22 to 30 days	30	26	4
31 to 60 days	51	42	9
61 to 90 days	44	24	20
91 to 180 days	51	24	27
181 to 365 days	44	14	30
366 to 730 days (1-2 Yrs)	12	2	10
731 to 1,095 days (2-3 Yrs)	2	0	2
1,096 to 1,460 days (3-4 Yrs)	1	0	1
1,461 to 1,825 days (4-5 Yrs)	0	0	0
More than 1,825 days (> 5 Yrs)	0	0	0
Data Not Collected	0	0	0
Total	414	303	111

ESG CAPER Report [FY 2022]

City of Pomona

Date Range: 07/01/2021 thru 06/30/2022

Q22c. RRH Length of Time between Project Start Date and Housing Move-in Date

Program Applicability: PH - Rapid Re-Housing; PH - Permanent Supportive Housing

	Total	Without Children	With Children and Adults	With Only Children	Unknown Household Type
7 days or less	0	0	0	0	0
8 to 14 days	0	0	0	0	0
15 to 21 days	0	0	0	0	0
22 to 30 days	0	0	0	0	0
31 to 60 days	0	0	0	0	0
61 to 180 days	0	0	0	0	0
181 to 365 days	0	0	0	0	0
366 to 730 days (1-2 Yrs)	0	0	0	0	0
Total (persons moved into housing)	0	0	0	0	0
Average length of time to housing	0	0	0	0	0
Persons who were exited without move-in	0	0	0	0	0
Total persons	0	0	0	0	0

**ESG CAPER Report
[FY 2022]**

City of Pomona

Date Range: 07/01/2021 thru 06/30/2022

Q22d. Length of Participation by Household Type

Program Applicability: All Projects

	Total	Without Children	With Children and Adults	With Only Children	Unknown Household Type
7 days or less	122	121	0	0	1
8 to 14 days	36	36	0	0	0
15 to 21 days	21	21	0	0	0
22 to 30 days	30	30	0	0	0
31 to 60 days	51	51	0	0	0
61 to 90 days	44	44	0	0	0
91 to 180 days	51	51	0	0	0
181 to 365 days	44	44	0	0	0
366 to 730 days (1-2 Yrs)	12	12	0	0	0
731 to 1,095 days (2-3 Yrs)	2	2	0	0	0
1,096 to 1,460 days (3-4 Yrs)	1	1	0	0	0
1,461 to 1,825 days (4-5 Yrs)	0	0	0	0	0
More than 1,825 days (> 5 Yrs)	0	0	0	0	0
Data Not Collected	0	0	0	0	0
Total	414	413	0	0	1

Tue Aug 9 02:26:40 PM 2022

Powered By



ESG CAPER Report [FY 2022]

City of Pomona

Date Range: 07/01/2021 thru 06/30/2022

Q22e. Length of Time Prior to Housing - based on 3.917 Date Homelessness Started

Program Applicability: ES, TH, SH, PSH & RRH

	Total	Without Children	With Children and Adults	With Only Children	Unknown Household Type
7 days or less	41	41	0	0	0
8 to 14 days	8	8	0	0	0
15 to 21 days	9	9	0	0	0
22 to 30 days	9	9	0	0	0
31 to 60 days	17	17	0	0	0
61 to 180 days	78	78	0	0	0
181 to 365 days	40	40	0	0	0
366 to 730 days (1-2 Yrs)	47	46	0	0	1
731 days or more	165	165	0	0	0
Total (persons moved into housing)	414	413	0	0	1
Not yet moved into housing	0	0	0	0	0
Data Not Collected	0	0	0	0	0
Total	414	413	0	0	1

36 / 43

Tue Aug 9 02:26:40 PM 2022

Powered By



CLARITY
HUMAN SERVICES

**ESG CAPER Report
[FY 2022]**

City of Pomona


Date Range: 07/01/2021 thru 06/30/2022

Q23c. Exit Destination – All Persons

Program Applicability: All Projects

	Total	Without Children	With Children and Adults	With Only Children	Unknown Household Type
Permanent Destinations					
Moved from one HOPWA funded project to HOPWA PH	0	0	0	0	0
Owned by client, no ongoing housing subsidy	0	0	0	0	0
Owned by client, with ongoing housing subsidy	0	0	0	0	0
Rental by client, no ongoing housing subsidy	1	1	0	0	0
Rental by client, with VASH housing subsidy	0	0	0	0	0
Rental by client, with GPD TIP housing subsidy	0	0	0	0	0
Rental by client, with other ongoing housing subsidy	2	2	0	0	0
Permanent housing (other than RRH) for formerly homeless persons	2	2	0	0	0
Staying or living with family, permanent tenure	0	0	0	0	0
Staying or living with friends, permanent tenure	3	3	0	0	0
Rental by client, with RRH or equivalent subsidy	0	0	0	0	0

Rental by client, with HCV voucher (tenant or project based)	4	4	0	0	0
Rental by client in a public housing unit	1	1	0	0	0
Subtotal	13	13	0	0	0
Temporary Destinations					
Emergency shelter, including hotel or motel paid for with emergency shelter voucher, or RHY-funded Host Home shelter	10	10	0	0	0
Moved from one HOPWA funded project to HOPWA TH	0	0	0	0	0
Transitional housing for homeless persons (including homeless youth)	3	3	0	0	0
Staying or living with family, temporary tenure (e.g. room, apartment or house)	2	2	0	0	0
Staying or living with friends, temporary tenure (e.g. room, apartment or house)	0	0	0	0	0
Place not meant for habitation (e.g., a vehicle, an abandoned building, bus/train/subway station/airport or anywhere outside)	118	117	0	0	1
Safe Haven	0	0	0	0	0
Hotel or motel paid for without emergency shelter voucher	1	1	0	0	0
Host Home (non-crisis)	3	3	0	0	0
Subtotal	137	136	0	0	1
Institutional Settings					
Foster care home or foster care group home	0	0	0	0	0
Psychiatric hospital or other psychiatric facility	2	2	0	0	0

Substance abuse treatment facility or detox center	0	0	0	0	0
Hospital or other residential non-psychiatric medical facility	9	9	0	0	0
Jail, prison or juvenile detention facility	3	3	0	0	0
Long-term care facility or nursing home	1	1	0	0	0
Subtotal	15	15	0	0	0
Other Destinations					
Residential project or halfway house with no homeless criteria	1	1	0	0	0
Deceased	1	1	0	0	0
Other	10	10	0	0	0
Client Doesn't Know/Client Refused	1	1	0	0	0
Data Not Collected (no exit interview completed)	125	125	0	0	0
Subtotal	138	138	0	0	0
Total	303	302	0	0	1
Total persons exiting to positive housing destinations	16	16	0	0	0
Total persons whose destinations excluded them from the calculation	11	11	0	0	0
Percentage	5.48%	5.50%	0.00%	0.00%	0.00%
37 / 43					
Tue Aug 9 02:26:40 PM 2022		Powered By 			

**ESG CAPER Report
[FY 2022]**

City of Pomona

Date Range: 07/01/2021 thru 06/30/2022

Q24. Homelessness Prevention Housing Assessment at Exit

Program Applicability: Homelessness Prevention

	Total	Without Children	With Children and Adults	With Only Children	Unknown Household Type
Able to maintain the housing they had at project start--Without a subsidy	0	0	0	0	0
Able to maintain the housing they had at project start--With the subsidy they had at project start	0	0	0	0	0
Able to maintain the housing they had at project start--With an on-going subsidy acquired since project start	0	0	0	0	0
Able to maintain the housing they had at project start--Only with financial assistance other than a subsidy	0	0	0	0	0
Moved to new housing unit--With on-going subsidy	0	0	0	0	0
Moved to new housing unit--Without an on-going subsidy	0	0	0	0	0
Moved in with family/friends on a temporary basis	0	0	0	0	0
Moved in with family/friends on a permanent basis	0	0	0	0	0
Moved to a transitional or temporary housing facility or program	0	0	0	0	0

Client became homeless - moving to a shelter or other place unfit for human habitation	0	0	0	0	0
Client went to jail/prison	0	0	0	0	0
Client died	0	0	0	0	0
Client Doesn't Know/Client Refused	0	0	0	0	0
Data not collected (no exit interview completed)	0	0	0	0	0
Total	0	0	0	0	0

ESG CAPER Report [FY 2022]

City of Pomona

Date Range: 07/01/2021 thru 06/30/2022

Q25a. Number of Veterans

Program Applicability: All Projects

	Total	Without Children	With Children and Adults	Unknown Household Type
Chronically Homeless Veteran	2	2	0	0
Non-Chronically Homeless Veteran	7	7	0	0
Not a Veteran	399	399	0	0
Client Doesn't Know/Client Refused	1	1	0	0
Data Not Collected	4	4	0	0
Total	413	413	0	0

**ESG CAPER Report
[FY 2022]**

City of Pomona


Date Range: 07/01/2021 thru 06/30/2022


Q26b. Number of Chronically Homeless Persons by Household


Program Applicability: All Projects

	Total	Without Children	With Children and Adults	With Only Children	Unknown Household Type
Chronically Homeless	141	141	0	0	0
Not Chronically Homeless	234	233	0	0	1
Client Doesn't Know/Client Refused	8	8	0	0	0
Data Not Collected	31	31	0	0	0
Total	414	413	0	0	1



ESG CAPER Report [FY 2022]		City of Pomona	
		Date Range: 07/01/2021 thru 06/30/2022	
Parameters List			
CoC Category Filter	Program CoC		
Client Location Filter	Yes		
Service Funding Filter	No Funding Source		
Program Funding Filter	Not Based on Federal Funding Source		
		41 / 43	
Tue Aug 9 02:26:40 PM 2022		Powered By 	

<p>ESG CAPER Report [FY 2022]</p>	<p>City of Pomona</p>
	<p>Date Range: 07/01/2021 thru 06/30/2022</p>
	<p>42 / 43</p>
<p>Tue Aug 9 02:26:40 PM 2022</p>	<p>Powered By </p>

<p>ESG CAPER Report [FY 2022]</p>	<p>City of Pomona</p>
	<p>Date Range: 07/01/2021 thru 06/30/2022</p>
	<p>43 / 43</p>
<p>Tue Aug 9 02:26:40 PM 2022</p>	<p>Powered By </p>

**COMBINED PUBLIC NOTICE
CITY OF POMONA**

10-day notice of public hearing and NOTICE OF A
15-DAY PUBLIC COMMENT PERIOD

**THIS IS A 10-DAY NOTICE OF A PUBLIC HEARING
AND NOTICE OF A
15-DAY PUBLIC COMMENT PERIOD FOR THE
CONSOLIDATED ANNUAL PERFORMANCE
EVALUATION REPORT (CAPER) COVERING
FISCAL YEAR 2021-2022**

Notice is hereby given that the City of Pomona's Neighborhood Services Department has completed the Consolidated Annual Performance Evaluation Report (CAPER) for fiscal year 2021-2022, which covers July 1, 2021 through June 30, 2022. The CAPER outlines the City's overall use of Community Development Block Grant (CDBG), HOME Investment Partnership Act (HOME) and Emergency Solutions Grant (ESG) funds received from the U.S. Department of Housing and Urban Development (HUD) to meet housing and community development needs outlined in the Consolidated Plan. The City's overall objective in the CDBG and HOME programs are the development of viable communities by providing decent housing, a suitable living environment and expansion of economic opportunities primarily for low to moderate-income persons. The overall objective of the ESG program is to provide shelter, essential services and homeless prevention services to the homeless.

All persons interested in **reviewing** the DRAFT CAPER may inspect copies online by following the link at <https://www.pomonaca.gov/government/departments/neighborhood-services/housing-services/community-development-block-grant-unit-cdbg/cdbg-consolidated-annual-performance-evaluation-report-caper> beginning **Friday, September 5, 2022 through Monday, September 19, 2022** during the following hours: **Monday through Thursday 7:30 a.m. to 6:00 p.m.** at the Neighborhood Services Department - Housing Division counter located on the 1st floor of City Hall.

All persons interested in **commenting** on the DRAFT CAPER are invited to attend a public hearing on **Monday, September 19, 2022 at 7:00 p.m.** to be held in the City Council Chambers. Chambers is accessible to the disabled, in compliance with the Citizen Participation Plan and the American with Disabilities Act (ADA). If you require special assistance; please contact Isabel Abundis at (909) 620-3772 at least 72 hours prior to the meeting to ensure that the City can work with you to make reasonable accommodations.

Written comments or questions regarding the CAPER may be directed to Beverly Johnson, Housing Services Manager, City of Pomona, Neighborhood Services Department, Housing Services Division, 505 S. Garey Avenue, Pomona, CA 91766 or by phone at (909) 620-2433. Comments on the CAPER will be accepted through **Monday, September 19, 2022**.

**Inland Valley Daily Bulletin - SB
Published: 9/5/22**