

# Miscellaneous Projects

Sample Data - Global Manufacturing

Work Orders Property: Show All Asset: Show All

Requested/Open/Hold	Requested	Open	Hold	Completed
WO Number	Status	Substatus	Type	
8	Open			Preventive
9	Requested			Demand
10	Hold	Waiting for Parts		Demand
11	Requested			Preventive
12	Requested			Preventive
13	Requested			Preventive

Record: 1 of 6 No Filter Search

Find WO Number: Find Asset:

*Five Year Capital Improvement Program*

	Page #	Expended as of 2/28/22	Remaining Budget	Adopted 2022/23
<b>Miscellaneous Capital Projects</b>				
~ Funded Projects ~				
City Lot Remediation	1	4,474,016	428,067	-
Financial Software Project	2	630,362	217,255	-
Technology - Work Order and Management System	3	28,532	991,468	-
Subtotals:		5,132,910	1,636,790	-
~ Partially Funded Projects ~				
Underground Storage Tanks - Work and Removal Plans	4	31,871	118,129	-
Subtotals:		31,871	118,129	-
<b>Miscellaneous Category Totals:</b>		5,164,781	1,754,919	-

Plan 2023/24	Plan 2024/25	Plan 2025/26	Plan Beyond 2026	Total Project Cost	Impact to Future Operating	Project Number
-	-	-	-	4,902,083	Minimal	71021
-	-	-	-	847,617	Minimal	71048
-	-	-	-	1,020,000	Minimal	71060
-	-	-	-	6,769,700		
100,000	-	-	-	250,000	Minimal	71061
100,000	-	-	-	250,000		
100,000	-	-	-	7,019,700		

*This page intentionally left blank*



# *Funded Projects*

## Capital Improvement Program Project Details

Project Title: **City Lot Remediation**

**Project Description:** The project entails the development and delivery of a removal action workplan (RAW) to the Department of Toxic Substances Control (DTSC) for the environmental cleanup of two City-owned properties; the Sewer Lot and CalSol Lot. This project includes environmental site investigations, analytical reporting and community outreach regarding the cleanup of the two sites. Both properties contain volatile organic compound (VOC) constituents at high concentrations in the soil, soil vapor and groundwater. All activities for this project shall be managed and completed in coordination with the DTSC.

(Description changed FY 16-17)

Project Number:  
**418-2590-XXXX-71021**

Department / Division  
**Water Resources**

Project Manager  
**Nichole Horton**

Council District:  - 1     - 2     - 3     - 4     - 5     - 6     Citywide     Outside City Limits

Project Statistics:    Origination Yr:    2012-13    Yr Amended:    2021-22    Changes from Prior Year:     No     Yes

**Financial Requirements:**

**Funding Summary**    Total Proj Cost \$ **4,902,083**    Total Funded \$ **4,902,083**    Total Unfunded \$ **0**

**Impact on Future Operating Costs**    Minimal  Increase  Decrease     Annual Amt \$ \_\_\_\_\_ -    Incr/Decr Charged to Fund # 581

### Funding Allocation

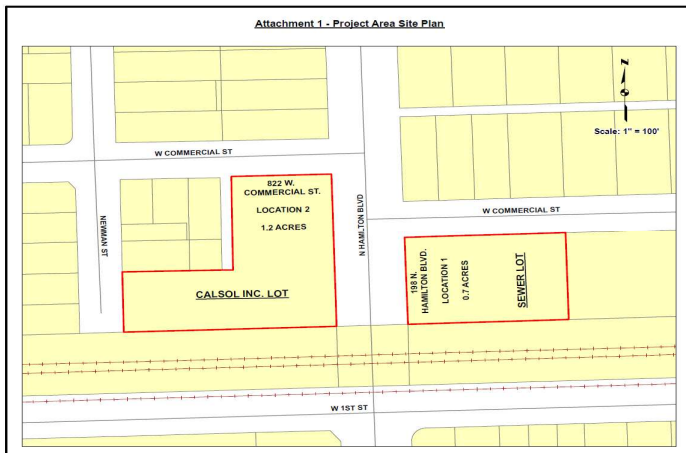
Funding Source(s)	Restr Fund	YTD Costs as of 2/28/22	Remaining Budget	Fiscal 2022-23	Plan 2023-24	Plan 2024-25	Plan 2025-26	Plan Beyond 2026
Insurance Recovery	Y	1,400,000	-	-				
Refuse Fund	N	2,705,016	428,067	-				
Reimbursement	Y	1,000	-	-				
Sewer Fund	N	368,000	-	-				
<b>Total</b>		<b>4,474,016</b>	<b>428,067</b>	-	-	-	-	-

**Pending**

**Unfunded**

### Project Location

### Before Remediation



## Capital Improvement Program Project Details

Project Title: **Financial Software Project**

**Project Description:** The City will upgrade and enhance the current software system to include new efficient features. The City will also purchase new specific software modules to replace and add new features to the City's Financial Software.

Project Number:  
**428-2590-XXXXX-71048**

Department / Division  
**Finance/Accounting**

Project Manager  
**Andrew Mowbray**

Council District:     - 1     - 2     - 3     - 4     - 5     - 6     Citywide     Outside City limits

Project Statistics:    Origination Yr:    2016-17    Yr Amended:    2018-19    Changes from Prior Year:     No     Yes

**Financial Requirements:**

*Funding Summary*    Total Project Cost \$ **847,617**    Total Funded \$ **847,617**    Unfunded \$ **0**

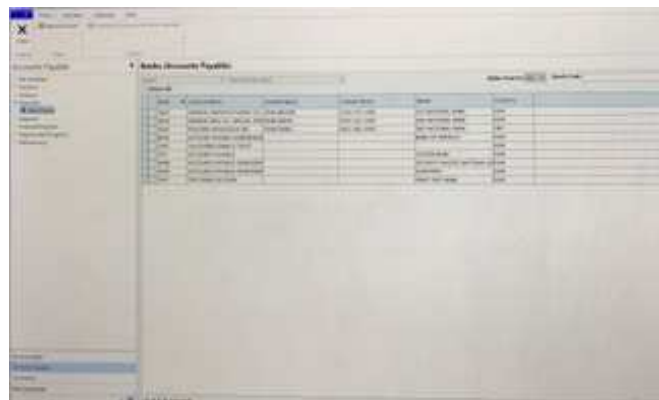
*Impact on Future Operating Costs*    Minimal  Increase  Decrease     Annual Amt \$ \_\_\_\_\_ -    Incr/Decr Charged to Fund # 101

### Funding Allocation

Funding Source(s)	Restr Fund	YTD Costs as of 2/28/22	Remaining Budget	Fiscal 2022-23	Plan 2023-24	Plan 2024-25	Plan 2025-26	Plan Beyond 2026
General Fund Carryover	N	50,000	-	-				
Series "BG (AV)" Bond Proceeds	N	580,362	217,255	-				
<b>Total</b>		<b>630,362</b>	<b>217,255</b>	<b>-</b>	<b>-</b>	<b>-</b>	<b>-</b>	<b>-</b>

<b>Pending</b>					
<b>Unfunded</b>			-		

### Project Pictures



## Capital Improvement Program Project Details

Project Title: **Technology - Work Order and Management System**

**Project Description:** This project will deliver a computerized maintenance management system (CMMS) for the purposes of work order management and asset inventory tracking citywide. The required CMMS is a web enabled, server based and geographic information system (GIS) centric software tool that enables staff to manage workflow and asset data. This project requires GIS data integration, data conversion, associated software integration, reporting capability, staff training along with software vendor telephone and web customer service. The CMMS efficiently provides a user-friendly environment for the creation and management of service requests, inspections, reactive/preventive maintenance work orders, reporting analysis, timekeeping, and inventory.

Project Number:  
**428-2590-XXXXX-71060**

Department / Division  
**Water Resources/Public Works**

Project Manager  
**Gary Matthews**

Council District:     - 1     - 2     - 3     - 4     - 5     - 6     Citywide     Outside City limits

Project Statistics:    Origination Yr:    2018-19    Yr Amended:    N/A    Changes from Prior Year:     No     Yes

**Financial Requirements:**

*Funding Summary*    Total Proj Cost \$ **1,020,000**    Total Funded \$ **1,020,000**    Total Unfunded \$ **0**

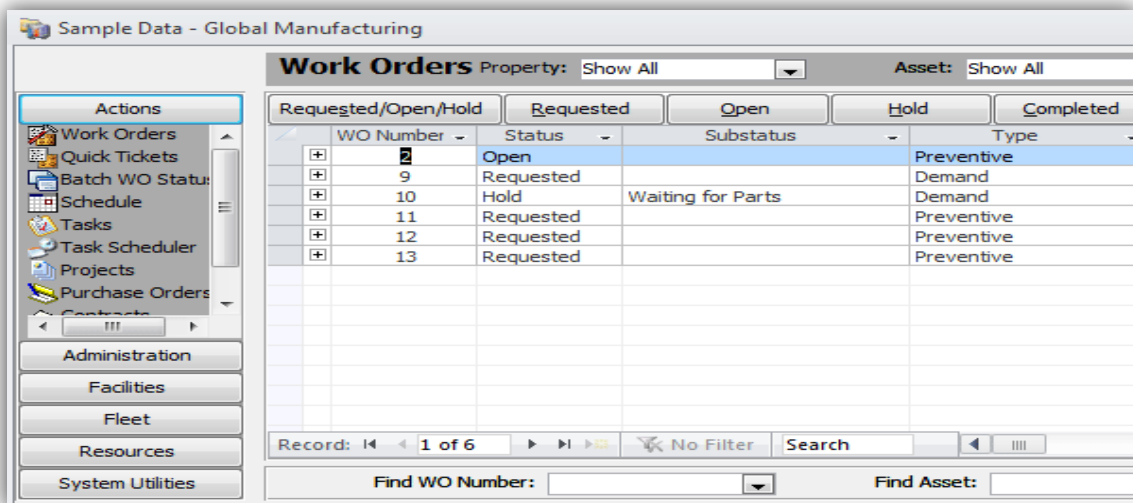
*Impact on Future Operating Costs*    Minimal  Increase  Decrease     Annual Amt \$ \_\_\_\_\_ -    Incr/Decr Charged to Fund # Various

### Funding Allocation

Funding Source(s)	Restr Fund	YTD Costs as of 2/28/22	Remaining Budget	Fiscal 2022-23	Plan 2023-24	Plan 2024-25	Plan 2025-26	Plan Beyond 2026
Measure M Fund	N	-	75,000	-				
Measure R Fund	N	10,000	-	-				
Prop A Fund	N	-	10,000	-				
Prop C Fund	N	-	10,000	-				
Refuse Fund	N	-	40,000	-				
SB1-RMRA Fund	N	-	75,000	-				
Sewer Fund	N	-	200,000	-				
Water Fund	N	18,532	581,468	-				
<b>Total</b>		<b>28,532</b>	<b>991,468</b>	<b>-</b>	<b>-</b>	<b>-</b>	<b>-</b>	<b>-</b>

**Pending  
Unfunded**

### Project Photo





# *Partially Funded Projects*

## Capital Improvement Program Project Details

Project Title: **Underground Storage Tanks - Work and Removal Plans**

**Project Description:** This project will provide for the hiring of a consultant to assist with addressing outstanding California Regional Water Quality Control Board issues at four underground storage tank locations:

- LA County Fire Station #182 – 1059 N. White Avenue, Pomona (Case No. R-12417)
- City of Pomona Phil & Nell Soto Park – 1225 N. Park Avenue, Pomona (Case No. R-66210-Case closed on 1/25/22)
- LA County Fire Station #186 - 280 E. Bonita Avenue, Pomona (Case No. R-12421)
- Brackett Field Pomona Police Heliport – 1905 McKinley Avenue, La Verne (Case No. R-02777)

Project Number:  
**428-2590-XXXXX-71061**

Department / Division  
**Public Works**

Project Manager  
**Arnold Dichosa**

Council District:     - 1     - 2     - 3     - 4     - 5     - 6     Citywide     Outside City limits

Project Statistics:    Origination Yr:    2019-20    Yr Amended:    2021-22    Changes from Prior Year:     No     Yes

**Financial Requirements:**

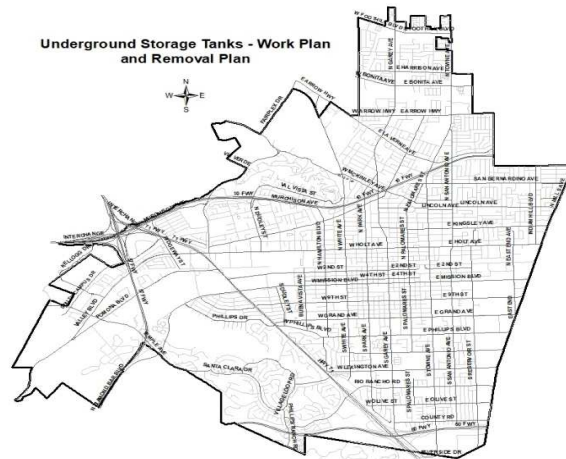
**Funding Summary**    Total Proj Cost \$ **250,000**    Total Funded \$ **150,000**    Total Unfunded \$ **100,000**

**Impact on Future Operating Costs**    Minimal  Increase  Decrease     Annual Amt \$ \_\_\_\_\_ -    Incr/Decr Charged to Fund # 101

### Funding Allocation

Funding Source(s)	Restr Fund	YTD Costs as of 2/28/22	Remaining Budget	Fiscal 2022-23	Plan 2023-24	Plan 2024-25	Plan 2025-26	Plan Beyond 2026
General Fund	N	31,871	118,129	-				
<b>Total</b>		<b>31,871</b>	<b>118,129</b>	<b>-</b>	<b>-</b>	<b>-</b>	<b>-</b>	<b>-</b>
<b>Pending Unfunded</b>					<b>100,000</b>			

### Project Location



# *Unfunded Projects*

*No Projects  
In This Section*