

Sewer Projects



Five Year Capital Improvement Program

	Page #	Expended as of 2/28/22	Remaining Budget	Adopted 2022/23
Sewer				
~ Funded Projects ~				
Sewer Force Mains - Pumping Plants 1, 2 and 3 Design	1	158,446	61,554	103,524
Sewer Main Replacements - Design	2	124,715	475,285	-
Sewer Pipeline Condition Assessment	3	-	500,000	-
Sewer Pipeline Replacement - Citywide (Phase IV)	4	4,158,659	413,730	-
Sewer Category Totals:		4,441,820	1,450,569	103,524

Plan 2023/24	Plan 2024/25	Plan 2025/26	Plan Beyond 2026	Total Project Cost	Impact to Future Operating	Project Number
-	-	-	-	323,524	Minimal	86023
-	-	-	-	600,000	Minimal	86025
-	-	-	-	500,000	300,000	86026
-	-	-	-	4,572,389	Minimal	86022
-	-	-	-	5,995,913		

This page intentionally left blank



Funded Projects

Capital Improvement Program Project Details

Project Title: **Sewer Force Mains - Pumping Plants 1, 2 and 3 Design**

Project Description: This project provides for the design of redundant force mains for Pumping Plants 1, 2 and 3 to make the force mains eligible for transfer to the County Sanitation Districts of Los Angeles (LACSD). Ownership of the City's four sewer Pumping Plants and the force mains associated with Pumping Plant No. 4 was transferred to the LACSD in April 2013. The force mains for Pumping Plants 1, 2 and 3 were constructed in 1967, 1995 and 2002, respectively. Transferring these facilities will eliminate the City's future maintenance and capital costs for operation.

Project Number:
586-2565-XXXXX-86023

Department
Water Resources

Project Manager
Chris Diggs

Council District: - 1 - 2 - 3 - 4 - 5 - 6 Citywide Outside City limits

Project Statistics: Origination Yr: **2013-14** Yr Amended: **2022-23** Changes from Prior Year: No Yes

Financial Requirements:

Funding Summary Total Proj Cost \$ **323,524** Total Funded \$ **323,524** Total Unfunded \$ **0**

Impact on Future Operating Costs Minimal Increase Decrease Annual Amt \$ **-** Incr/Decr Charged to Fund # **581**

Funding Allocation

Funding Source(s)	Restr Fund	YTD Costs as of 2/28/22	Remaining Budget	Fiscal 2022-23	Plan 2023-24	Plan 2024-25	Plan 2025-26	Plan Beyond 2026
Series "AN" Bond Proceeds	N	-	-	3,492				
Series "BA" Bond Proceeds	N	113,653	-	-				
Series "BH (BA)" Bond Proceeds	N	44,793	61,554	-				
Series "BC" (Portion AN/AP)	N	-	-	32				
Sewer Fund	N	-	-	100,000				
Total		158,446	61,554	103,524	-	-	-	-

Pending Unfunded



Project Location



Capital Improvement Program Project Details

Project Title: **Sewer Main Replacements - Design**

Project Description: This project will provide for the design phase of the over 20 segments of sewer mainline pipe and other adjacent street mains Citywide. Pipeline replacements are established based on an operational high priority red flag criterion. The segments of sewer pipes which will be designed were identified thru the City sewer operations staff CCTV inspection and cleaning program efforts.

(Description changed FY 18-19)
(Project title changed FY 19-20)

Project Number:
428-2590-XXXXX-86025

Department
Water Resources

Project Manager
Chris Diggs

Council District: - 1 - 2 - 3 - 4 - 5 - 6 Citywide Outside City limits

Project Statistics: Origination Yr: 2016-17 Yr Amended: 2019-20 Changes from Prior Year: No Yes

Financial Requirements:

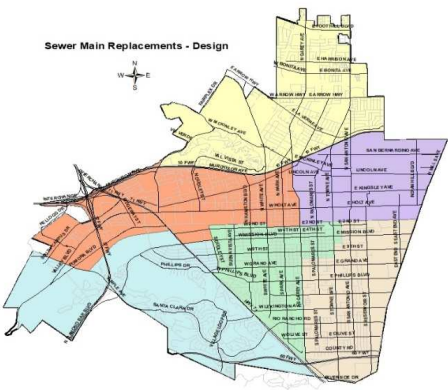
Funding Summary Total Proj Cost \$ **600,000** Total Funded \$ **600,000** Total Unfunded \$ **0**

Impact on Future Operating Costs Minimal Increase Decrease Annual Amt \$ - Incr/Decr Charged to Fund # 581

Funding Allocation

Funding Source(s)	Restr Fund	YTD Costs as of 2/28/22	Remaining Budget	Fiscal 2022-23	Plan 2023-24	Plan 2024-25	Plan 2025-26	Plan Beyond 2026
Sewer Fund	N	124,715	475,285	-				
Total		124,715	475,285	-	-	-	-	-
Pending								
Unfunded								

Project Location



Capital Improvement Program Project Details

Project Title: **Sewer Pipeline Condition Assessment**

Project Description: This project provides evidence for the criteria to remove, replace, reconstruct, and repair sewer main citywide. Sewer main will be identified for replacement and/or rehabilitation based upon age, condition, pipe material, and hydraulic constraints. The pipeline condition will be determined through use of closed-circuit television (CCTV) inspections, National Association of Sewer Service Companies (NASSCO) condition criteria codes, and existing field conditions. These identified locations for repair, replacement, reconstruction, and repair shall be coordinated with the City's Public Works and Water Resources pavement replacement projects.

Project Number: 538-2590-XXXX-86026
Department / Division Water Resources
Project Manager Chris Diggs

Council District: - 1 - 2 - 3 - 4 - 5 - 6 Citywide Outside City limits

Project Statistics: Origination Yr: 2021-22 Yr Amended: N/A Changes from Prior Year: No Yes

Financial Requirements:

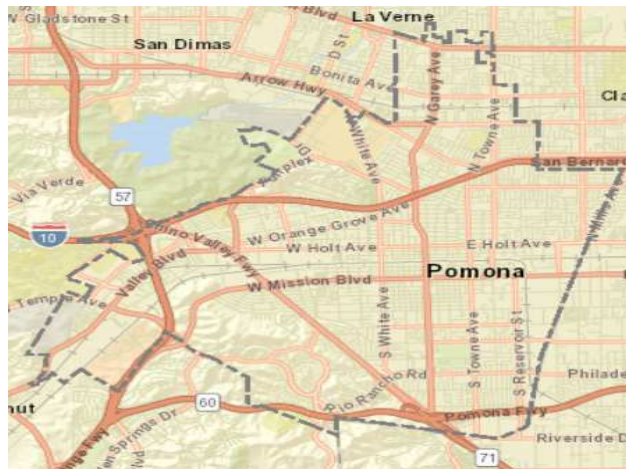
Funding Summary Total Proj Cost \$ **500,000** Total Funded \$ **500,000** Total Unfunded \$ **0**

Impact on Future Operating Costs Minimal Increase Decrease Annual Amt \$ **300,000** Incr/Decr Charged to Fund # **581**

Funding Allocation

Funding Source(s)	Restr Fund	YTD Costs as of 2/28/22	Remaining Budget	Fiscal 2022-23	Plan 2023-24	Plan 2024-25	Plan 2025-26	Plan Beyond 2026
Series "BB/BD" Bond Proceeds	N	-	10,459	-				
Series "BC (AN)" Bond Proceeds	N	-	43,749	-				
Series "BH (BA)" Bond Proceeds	N	-	118,863	-				
Sewer Fund	N	-	326,929	-				
Total		-	500,000	-	-	-	-	-
Pending								
Unfunded								

Project Location



Capital Improvement Program Project Details

Project Title: **Sewer Pipeline Replacement - Citywide (Phase IV)**

Project Description: This project provides for the replacement of sewer mains identified as Priority 3 projects from the Citywide Closed Circuit Television (CCTV) Report and confirmed by City CCTV crews. This project will replace up to 10,000 lineal feet of sewer mains.

Project Number:
586-2565-XXXX-86022

Department
Water Resources

Project Manager
Chris Diggs

Council District: - 1 - 2 - 3 - 4 - 5 - 6 Citywide Outside City limits

Project Statistics: Origination Yr: 2013-14 Yr Amended: 2014-15 Changes from Prior Year: No Yes

Financial Requirements:

Funding Summary Total Proj Cost \$ **4,572,389** Total Funded \$ **4,572,389** Total Unfunded \$ **0**

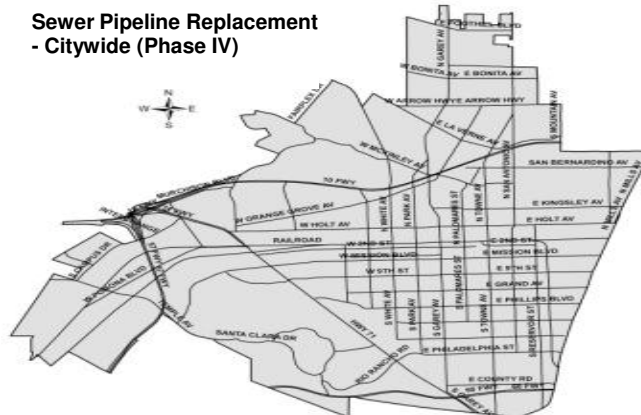
Impact on Future Operating Costs Minimal Increase Decrease Annual Amt \$ _____ - Incr/Decr Charged to Fund # 581

Funding Allocation

Funding Source(s)	Restr Fund	YTD Costs as of 2/28/22	Remaining Budget	Fiscal 2022-23	Plan 2023-24	Plan 2024-25	Plan 2025-26	Plan Beyond 2026
Series "BA" Bond Proceeds	N	1,315,289	-	-				
Series "BB/BD" Bond Proceeds	N	7,100	-	-				
Sewer Fund	N	2,836,270	413,730	-				
Total		4,158,659	413,730	-	-	-	-	-

Pending Unfunded

Project Location



This page intentionally left blank



Partially Funded Projects

*No Projects
In This Section*

Unfunded Projects

*No Projects
In This Section*