
Sewer Projects




Five Year Capital Improvement Program

	Page #	Expended as of 2/28/21	Remaining Budget	Adopted 2021/22
Sewer				
~ Funded Projects ~				
Sewer Force Mains - Pumping Plants 1, 2 and 3 Design	1	158,416	61,584	-
Sewer Main Replacements - Design	2	72,284	527,716	-
Sewer Pipeline Condition Assessment	3	-	-	500,000
Sewer Pipeline Replacement - Citywide (Phase IV)	4	4,155,878	416,511	-
Sewer Category Totals:		4,386,578	1,005,811	500,000

Plan 2022/23	Plan 2023/24	Plan 2024/25	Plan Beyond 2025	Total Project Cost	Impact to Future Operating	Project Number
-	-	-	-	220,000	Minimal	86023
-	-	-	-	600,000	Minimal	86025
-	-	-	-	500,000	300,000	86026
-	-	-	-	4,572,389	Minimal	86022
-	-	-	-	5,892,389		



THIS PAGE INTENTIONALLY LEFT BLANK





Funded Projects



Capital Improvement Program Project Details

Project Title: **Sewer Force Mains - Pumping Plants 1, 2 and 3 Design**

Project Description: This project provides for the design of redundant force mains for Pumping Plants 1, 2 and 3 to make the force mains eligible for transfer to the County Sanitation Districts of Los Angeles (LACSD). Ownership of the City's four sewer Pumping Plants and the force mains associated with Pumping Plant No. 4 was transferred to the LACSD in April 2013. The force mains for Pumping Plants 1, 2 and 3 were constructed in 1967, 1995 and 2002, respectively. Transferring these facilities will eliminate the City's future maintenance and capital costs for operation.

Project Number:
586-2565-XXXXX-86023

Department
Water Resources

Project Manager
Chris Diggs

Council District: - 1 - 2 - 3 - 4 - 5 - 6 Citywide Outside City limits

Project Statistics: Origination Yr: 2013-14 Yr Amended: N/A Changes from Prior Year: No Yes

Financial Requirements:

Funding Summary Total Proj Cost \$ **220,000** Total Funded \$ **220,000** Total Unfunded \$ **0**

Impact on Future Operating Costs Minimal Increase Decrease Annual Amt \$ - Incr/Decr Charged to Fund # 581

Funding Allocation

Funding Source(s)	Restr Fund	YTD Costs as of 2/28/21	Remaining Budget	Fiscal 2021-22	Plan 2022-23	Plan 2023-24	Plan 2024-25	Plan Beyond 2025
Series "BA" Bond Proceeds	N	113,653	-	-				
Series "BH (BA)" Bond Proceeds	N	44,763	61,584	-				
Total		158,416	61,584	-	-	-	-	-

Pending Unfunded



Project Location



Capital Improvement Program Project Details

Project Title: **Sewer Main Replacements - Design**

Project Description: This project will provide for the design phase of the over 20 segments of sewer mainline pipe and other adjacent street mains Citywide. Pipeline replacements are established based on an operational high priority red flag criterion. The segments of sewer pipes which will be designed were identified thru the City sewer operations staff CCTV inspection and cleaning program efforts.

(Description changed FY 18-19)
(Project title changed FY 19-20)

Project Number:
428-2590-XXXXX-86025

Department
Water Resources

Project Manager
Chris Diggs

Council District: - 1 - 2 - 3 - 4 - 5 - 6 Citywide Outside City limits

Project Statistics: Origination Yr: 2016-17 Yr Amended: 2019-20 Changes from Prior Year: No Yes

Financial Requirements:

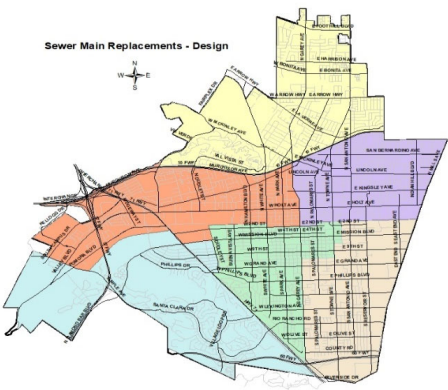
Funding Summary Total Proj Cost \$ **600,000** Total Funded \$ **600,000** Total Unfunded \$ **0**

Impact on Future Operating Costs Minimal Increase Decrease Annual Amt \$ - Incr/Decr Charged to Fund # 581

Funding Allocation

Funding Source(s)	Restr Fund	YTD Costs as of 2/28/21	Remaining Budget	Fiscal 2021-22	Plan 2022-23	Plan 2023-24	Plan 2024-25	Plan Beyond 2025
Sewer Fund	N	72,284	527,716	-				
Total		72,284	527,716	-	-	-	-	-
Pending								
Unfunded								

Project Location



Capital Improvement Program Project Details

Project Title: **Sewer Pipeline Condition Assessment**

Project Description: This project provides evidence for the criteria to remove, replace, reconstruct, and repair sewer main citywide. Sewer main will be identified for replacement and/or rehabilitation based upon age, condition, pipe material, and hydraulic constraints. The pipeline condition will be determined through use of closed-circuit television (CCTV) inspections, National Association of Sewer Service Companies (NASSCO) condition criteria codes, and existing field conditions. These identified locations for repair, replacement, reconstruction, and repair shall be coordinated with the City's Public Works and Water Resources pavement replacement projects.

Project Number: 538-2590-XXXX-86026
Department / Division Water Resources
Project Manager Chris Diggs

Council District: - 1 - 2 - 3 - 4 - 5 - 6 Citywide Outside City limits

Project Statistics: Origination Yr: 2021-22 Yr Amended: N/A Changes from Prior Year: No Yes

Financial Requirements:

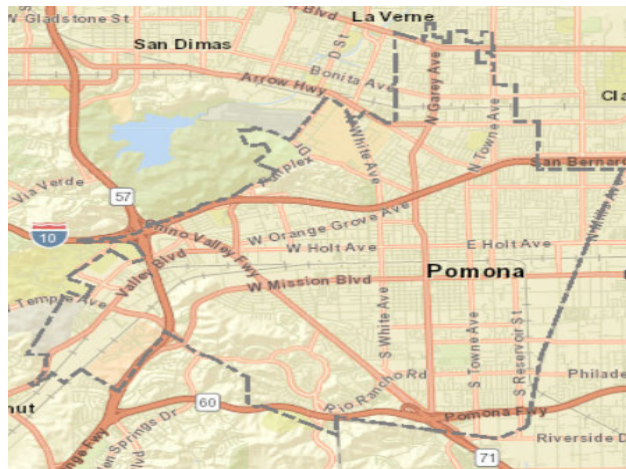
Funding Summary Total Proj Cost \$ **500,000** Total Funded \$ **500,000** Total Unfunded \$ **0**

Impact on Future Operating Costs Minimal Increase Decrease Annual Amt \$ **300,000** Incr/Decr Charged to Fund # **581**

Funding Allocation

Funding Source(s)	Restr Fund	YTD Costs as of 2/28/21	Remaining Budget	Fiscal 2021-22	Plan 2022-23	Plan 2023-24	Plan 2024-25	Plan Beyond 2025
Series "BB/BD" Bond Proceeds	N	-	-	10,459				
Series "BC (AN)" Bond Proceeds	N	-	-	43,749				
Series "BH (BA)" Bond Proceeds	N	-	-	118,863				
Sewer Fund	N	-	-	326,929				
Total		-	-	500,000	-	-	-	-
Pending								
Unfunded								

Project Location



Capital Improvement Program Project Details

Project Title: **Sewer Pipeline Replacement - Citywide (Phase IV)**

Project Description: This project provides for the replacement of sewer mains identified as Priority 3 projects from the Citywide Closed Circuit Television (CCTV) Report and confirmed by City CCTV crews. This project will replace up to 10,000 lineal feet of sewer mains.

Project Number:
586-2565-XXXX-86022

Department
Water Resources

Project Manager
Chris Diggs

Council District: - 1 - 2 - 3 - 4 - 5 - 6 Citywide Outside City limits

Project Statistics: Origination Yr: 2013-14 Yr Amended: 2014-15 Changes from Prior Year: No Yes

Financial Requirements:

Funding Summary Total Proj Cost \$ **4,572,389** Total Funded \$ **4,572,389** Total Unfunded \$ **0**

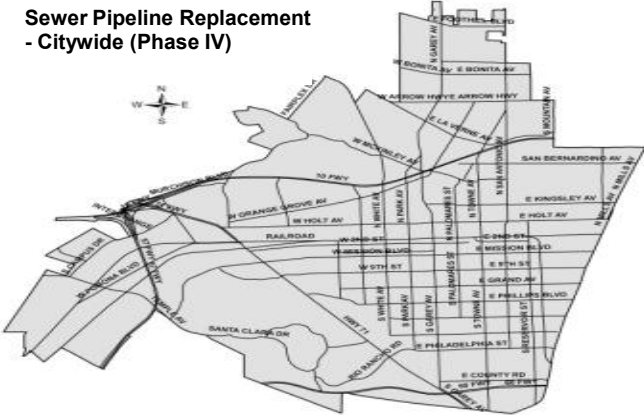
Impact on Future Operating Costs Minimal Increase Decrease Annual Amt \$ _____ - Incr/Decr Charged to Fund # 581

Funding Allocation

Funding Source(s)	Restr Fund	YTD Costs as of 2/28/21	Remaining Budget	Fiscal 2021-22	Plan 2022-23	Plan 2023-24	Plan 2024-25	Plan Beyond 2025
Series "BA" Bond Proceeds	N	1,315,289	-	-				
Series "BB/BD" Bond Proceeds	N	7,100	-	-				
Sewer Fund	N	2,833,489	416,511	-				
Total		4,155,878	416,511	-	-	-	-	-


Pending Unfunded

Project Location






THIS PAGE INTENTIONALLY LEFT BLANK






Partially Funded Projects





No Projects
In This Section





Unfunded Projects





No Projects
In This Section

