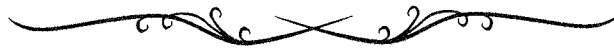


Street Projects



Five Year Capital Improvement Program

	Page #	Council Request *	YTD Costs as of 2/28/07	Remaining Budget
Streets				
~ Funded Projects ~				
Alley Improvements - District 1 and 4	1		270	237,760
Alley Improvements - District 4	2	*	40,564	350,401
Alley Improvements - District 4 and 6	3	*	-	-
Curb Ramps - District 1,2,3,4, and 6 (FY 2005/06)	4		2,824	34,867
Curb Ramps - District 2,4, and 6 (FY 2007/08)	5	*	-	-
Curb Ramps and Sidewalks - District 2	6		2,480	121,394
Holt Avenue Corridor Improvement	7		19,060	670,690
Jaycee Park - Road Closures (at Briarwood Lane)	8	*	542	73,458
Mission Corridor Improvement	9		15,366	734,634
Sidewalks - District 2 (CDBG)	10	*	-	192,000
Sidewalks - District 3 (CDBG)	11	*	-	155,000
Sidewalks - Monterey (Reservoir to Mountain View) and Foothill Blvd	12		13,881	129,242
Signage - Pomona Downtown Area	13		72,814	151,686
Street Improvements - American Avenue and Mountain Avenue	14		354	24,646
Street Improvements - Commercial Street (Garey Ave to Gibbs St)	15		33,477	95,023
Street Improvements - Gibbs Street (Lincoln and San Bernardino)	16	*	417,825	57,484
Street Improvements - Gordon, Jefferson, Randolph and Wisconsin	17	*	542,712	104,921
Street Improvements - Tenth Street W/O Hamilton Boulevard	18	*	1,062	128,938
Street Rehabilitation - District 2 and 5	19	*	850,768	1,728,725
Street Rehabilitation - District 6 (Priority IV)	20	*	1,273	188,919
Street Rehabilitation - Dudley Street (9th St to Mission Blvd)	21	*	1,320	176,680
Street Rehabilitation - McKinley Avenue (Buchanan Dr to Gibbs St)	22	*	-	-
Street Rehabilitation - Park Avenue (Rio Rancho Rd to Olive St)	23	*	-	-
Street Rehabilitation - Pomona Boulevard (Temple Ave to Pioneer Pl)	24	*	2,070,530	166,919
Street Rehabilitation - Slurry Seal Various Locations District 1	25	*	2,402	180,798
Street/Sidewalks - District 1 and 2	26	*	-	-
Street/Sidewalks - District 3 and 4	27		360	283,209
Streetscape - Downtown Area	28		15,038	599,712
Subtotals:			4,104,922	6,587,106
~ Partially Funded Projects ~				
Alley Improvements - District 1,2,3,4,5, and 6 (Revised 06/07)	29	*	3,212	513,248
Alley Improvements - District 6 (CDBG)	30	*	-	138,000
Alley Improvements - E/O San Antonio Ave (County Rd and Olive St)	31	*	526	87,474
Alley Improvements - Hamilton Boulevard Area	32	*	-	204,938
Alley Improvements - Various Street Locations District 4	33	*	633	328,996
Curb Ramps - District 1,2,3,4, and 6 (FY 2004/05)	34		2,824	495,105
Curb Ramps and Sidewalks - Citywide	35		-	154,000
Curb Ramps and Sidewalks - District 3 (Phase II)	36		21,267	244,043
Drainage Improvements - Penmar Lane (Palomares St to Eleanor St)	37		-	330,890
Highway Improvements - Soundwalls for State Route 71	38		142,493	377,507
Pavement Management System	39		-	82,390
Sidewalks - District 2	40		16,159	211,377
Sidewalks - San Antonio Ave, Briarwood Ln and Columbia Ave Area	41	*	288	35,187
Street Improvements - Casa Vista Dr (Orange Grove to Murchison)	42		33,358	44,142
Street Improvements - Commercial Street (Rebecca St to Main St)	43		39,880	88,620
Street Improvements - Cypress Street (Mission Blvd to 7th St)	44		102,800	80
Street Improvements - Linden Street (6th St to 11th St)	45		172,307	1,193
Street Improvements - Mission Blvd and SR 71 Grade Separation	46		6,460,945	22,832,174
Street Improvements - Priority Water Main Projects	47		630,377	631,454
Street Improvements - South Campus Drive	48	*	-	-

* Council Request tracked since FY 03/04

Five Year Capital Improvement Program

Adopted 2007/08	Plan 2008/09	Plan 2009/10	Plan 2010/11	Plan Beyond 2011	Impact to Future Operating
-	-	-	-	-	Minimal
-	-	-	-	-	Minimal
221,010	-	-	-	-	Minimal
-	-	-	-	-	Minimal
98,800	-	-	-	-	Minimal
-	-	-	-	-	Minimal
-	-	-	-	-	Minimal
-	-	-	-	-	Minimal
-	-	-	-	-	Minimal
-	-	-	-	-	Minimal
92,000	-	-	-	-	Minimal
-	-	-	-	-	Minimal
-	-	-	-	-	Minimal
-	-	-	-	-	Minimal
-	-	-	-	-	Minimal
-	-	-	-	-	Minimal
-	-	-	-	-	Minimal
-	-	-	-	-	Minimal
-	-	-	-	-	Minimal
-	-	-	-	-	Minimal
120,000	-	-	-	-	Minimal
168,300	-	-	-	-	Minimal
-	-	-	-	-	Minimal
-	-	-	-	-	Minimal
222,720	-	-	-	-	Minimal
-	-	-	-	-	Minimal
-	-	-	-	-	30,000
922,830	-	-	-	-	
-	-	-	-	11,283,540	Minimal
-	-	-	-	121,000	Minimal
-	-	-	-	84,700	Minimal
-	-	-	-	277,062	Minimal
78,000	-	-	-	583,371	Minimal
-	-	-	-	4,212,071	Minimal
-	250,000	250,000	250,000	2,596,000	Minimal
160,862	-	-	-	373,828	Minimal
-	20,210	-	-	-	Minimal
-	-	-	-	4,521,000	Minimal
-	17,610	-	-	-	15,000
-	-	-	-	100,000	Minimal
-	-	-	-	18,775	Minimal
-	-	-	-	170,500	Minimal
-	24,065	-	-	-	Minimal
-	255,000	-	-	-	Minimal
-	-	-	-	400,400	Minimal
10,319,930	8,500,000	-	-	3,293,453	5,000
-	215,000	-	-	-	Minimal
155,850	3,911,150	-	-	-	Minimal


Five Year Capital Improvement Program

	Page #	Council Request *	YTD Costs as of 2/28/07	Remaining Budget
Street Improvements - Towne Avenue (Phillips Blvd to County Rd)	49		345,607	139,893
Street Improvements - White Avenue (north city limits to Burdick Dr)	50		14,768	535,232
Street Rehabilitation - Archwood Drive (Prospect Dr to Fremont St)	51	*	47,780	94,470
Street Rehabilitation - District 3	52	*	1,151	178,749
Street Rehabilitation - District 4	53	*	1,222	188,970
Street Rehabilitation - McKinley Avenue (Fairview Pl to Garey Ave)	54	*	150	192,381
Street Rehabilitation - Ninth Street (Butterfield Rd to Dudley St)	55	*	-	-
Street Rehabilitation - Reservoir Street (Mission Blvd to County Rd)	56	*	116,095	988,905
Street Rehabilitation - Slurry Seal Various Locations District 2,4 and 5	57	*	-	-
Street Rehabilitation - Westmont Area (W/O 71)	58	*	1,270	174,730
Street/Sidewalks - District 1,2,3,4, and 6	59		1,155	551,053
Streetscape - Garey Avenue Median Beautification	60		246,687	190,313
Streetscape - Garey Avenue/SR 60/SR 71 Slope Beautification	61		220,041	279,959
Study for Improvements - Cambrin Road (north of Elwood Ave)	62	*	30,913	4,087
Subtotals:			8,653,908	30,319,560
~ Unfunded Projects ~				
Alley Improvements - E/O Shirley Place (Fellows and Verde Vista)	-		-	-
Alley Improvements - Ganesha Pl, Alameda St and Hacienda Pl Area	-	*	-	-
Alley Improvements - N/O Holt Ave (Glen Ave to Prock St)	-	*	-	-
Alley Improvements - N/O Holt Ave (Prock St to Gilbert St)	-	*	-	-
Alley Improvements - S/O of La Verne Ave (Towne Ave to E.C.L.)	-		-	-
Alley Improvements - W/O Clark Ave (Pasadena St to Kingsley Ave)	-	*	-	-
Curb Ramps - District 4	-	*	-	-
Median Landscaping - Arrow Hwy (west city limits to Orange Grove)	-	*	-	-
Median Landscaping - Mission Boulevard (SR 71 to Temple Ave)	-		-	-
Sidewalk Improvements - District 1	-		-	-
Sidewalks - District 1	-	*	-	-
Sidewalks - District 3 (Missing Links)	-	*	-	-
Sidewalks - Garey Avenue and Park Avenue Area	-	*	-	-
Sidewalks - Huntington Street, Phillips Drive and Muir Avenue	-	*	-	-
Street Improvements - Artesia Street (Alameda St to Berkeley Ave)	-	*	-	-
Street Improvements - Avenida Rancheros (from Los Felis/Navato)	-		-	-
Street Improvements - Berkeley Avenue (Willow St to Artesia St)	-		-	-
Street Improvements - Bonita Avenue (from Garey to E.C.L.)	-		-	-
Street Improvements - Eleanor Avenue (6th St to 7th St)	-	*	-	-
Street Improvements - Ellen Place and Notre Dame Avenue	-		-	-
Street Improvements - Garfield Ave (Garey Ave to Palomares St)	-	*	-	-
Street Improvements - Hyde Avenue (Larchmont St to Lovejoy St)	-		-	-
Street Improvements - La Mesa Street (7th St to 8th St)	-		-	-
Street Improvements - Monterey Ave (Reservoir to Mountain View)	-	*	-	-
Street Improvements - San Antonio Ave (from SPRR to Columbia)	-	*	-	-
Street Improvements - Union Avenue (Mt Vernon Ave to Holt Ave)	-	*	-	-
Street Improvements - White Avenue Off-Ramp at I-10	-		-	-
Street Rehabilitation - 4th Street (Rebecca St to Cypress St)	-	*	-	-
Street Rehabilitation - Mission Hills Tract	-	*	-	-
Streetscape - Median Beautification - District 6 (Priority I)	-	*	-	-
Streetscape - Median Beautification - District 6 (Priority II)	-	*	-	-
Streetscape/Landscape - White Avenue (I-10 to Auto Center Dr)	-		-	-
Subtotals:			-	-
Streets Category Totals:			12,758,830	36,906,666


* Council Request tracked since FY 03/04

Five Year Capital Improvement Program


Adopted 2007/08	Plan 2008/09	Plan 2009/10	Plan 2010/11	Plan Beyond 2011	Impact to Future Operating
-	985,000	-	-	-	Minimal
-	1,485,000	-	-	-	Minimal
-	266,250	-	-	-	Minimal
-	138,100	-	-	-	Minimal
-	439,808	-	-	-	Minimal
301,850	560,619	-	-	-	Minimal
128,350	111,650	-	-	-	Minimal
297,150	350,850	-	-	-	Minimal
163,700	56,300	-	-	-	Minimal
-	-	-	-	45,500	Minimal
-	-	-	-	8,436,535	Minimal
-	-	-	-	121,000	5,000
-	-	-	-	494,600	6,000
-	-	-	-	15,000	Minimal
11,605,692	17,586,612	250,000	250,000	37,148,335	
-	-	-	-	97,000	Minimal
-	-	-	-	278,500	Minimal
-	-	-	-	74,000	Minimal
-	-	-	-	156,000	Minimal
-	-	-	-	619,000	Minimal
-	-	-	-	95,000	Minimal
-	-	-	-	335,000	Minimal
-	-	-	-	992,600	Minimal
-	-	-	-	1,888,530	Minimal
-	225,000	-	-	-	Minimal
-	125,000	-	-	-	Minimal
-	-	-	-	220,000	Minimal
-	134,000	-	-	-	Minimal
-	113,000	-	-	-	Minimal
-	351,100	-	-	-	Minimal
-	-	-	-	225,000	Minimal
-	280,000	-	-	-	Minimal
-	-	-	-	700,000	Minimal
-	112,989	-	-	-	Minimal
-	-	-	-	350,000	Minimal
-	-	-	-	315,020	Minimal
-	230,000	-	-	-	Minimal
-	-	-	-	330,890	Minimal
-	-	-	-	69,800	Minimal
-	-	-	-	1,100,000	Minimal
-	-	-	-	690,000	Minimal
-	-	-	-	1,200,000	Minimal
-	-	-	-	190,000	Minimal
-	-	-	-	500,000	Minimal
-	-	-	-	5,900,000	Minimal
-	-	-	-	1,085,000	Minimal
-	-	-	-	4,600,000	Minimal
-	1,571,089	-	-	22,011,340	
12,528,522	19,157,701	250,000	250,000	59,159,675	



THIS PAGE INTENTIONALLY LEFT BLANK



Funded Projects



CITY OF POMONA
Capital Improvement Program Project Details

Project Title: Alley Improvements - District 1 and 4

Project Description: This project will provide for the construction of alley improvements in District 1 and 4. The improvements will include asphalt pavement, concrete "V" gutters, manhole adjustments, alley approaches, directional curb ramps, grading and removals. The alleys are: District 1: 49, 37, 2, and 41; District 4: 98 and 135

Project Number:
213-2590-XXXXX-64489
Department / Division
PW/Engineering

Council District: <input checked="" type="checkbox"/> - 1 <input type="checkbox"/> - 2 <input type="checkbox"/> - 3 <input checked="" type="checkbox"/> - 4 <input type="checkbox"/> - 5 <input type="checkbox"/> - 6 <input type="checkbox"/> Citywide <input type="checkbox"/> Council Request	Project Status: <input type="checkbox"/> New <input checked="" type="checkbox"/> Pending <input type="checkbox"/> In design <input type="checkbox"/> RFP prepared <input type="checkbox"/> Out to Bid <input type="checkbox"/> Under Construction	Changes from Prior Year: <input checked="" type="checkbox"/> No Change <input type="checkbox"/> Project Accelerated <input type="checkbox"/> Project Delayed <input type="checkbox"/> Additional Approp <input type="checkbox"/> Decrease Approp	Project Statistics: Project related to: _____ <input checked="" type="checkbox"/> Safety & Health <input type="checkbox"/> Masterplan _____ <input checked="" type="checkbox"/> Council Goal <u>Maint & Improve Infrastructure</u> Origination Yr: FY05/06 Yr Amended: FY07/08 % Completed: 0%
--	--	--	--

Financial Requirements:

Cost by Project Categorization	Cost	Funding Summary	Impact on Future Operating Costs
Land Acquisition / Right of Way		Total Proj Cost \$ 238,030	Increase <input type="checkbox"/> Annual Amt \$ _____
Engineering / Architecture	15,000	Total Funded \$ 238,030	Decrease <input type="checkbox"/> Annual Amt \$ _____
Internal Costs (staff & operational expenses)	22,500	Total Unfunded \$ -	Minimal <input checked="" type="checkbox"/> Chg'd to fund # 101
Construction	180,000	Restricted Funding <input checked="" type="checkbox"/> Yes <input type="checkbox"/> No	
Construction Mgmt / Inspection	15,000		
Other - Specify Lb.Compl., Geotech., SWPPP, Environ.	5,530		
Total	238,030		

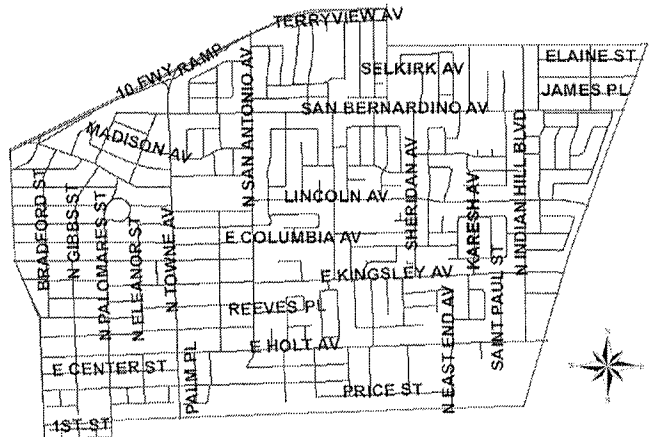
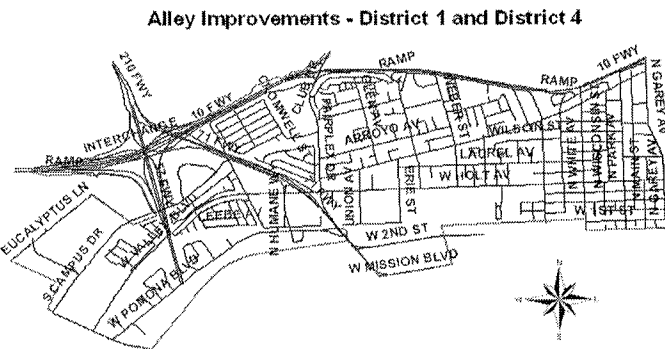
Funding Allocation

Funding Source(s)	YTD Costs as of 02/28/07	Remaining Budget	Fiscal 2007/08	Plan 2008/09	Plan 2009/10	Plan 2010/11	Plan Beyond 2011
CDBG (111-64489)	270						
Capital Outlay		237,760					
Total	270	237,760	-	-	-	-	-

Proposed Unfunded Project Costs

Project Location

Alley Improvements - District 1 and District 4



CITY OF POMONA
Capital Improvement Program Project Details

Project Title: Alley Improvements - District 4 and 6

Project Description: This project will provide for the construction of alley improvements in District 1 and 4. The improvements will include asphalt pavement, concrete "V" gutters, manhole adjustments, alley approaches, directional curb ramps, grading and removals. The alleys are: District 4: Alleys 4-133, 4-134, 4-135, and 4-136 and District 6: 6-76, 6-79, and 6- 80.

Project Number:
 213-2590-XXXXX-64582

Department / Division
 PW/Engineering

Council District: <input type="checkbox"/> - 1 <input type="checkbox"/> - 2 <input type="checkbox"/> - 3 <input checked="" type="checkbox"/> - 4 <input type="checkbox"/> - 5 <input checked="" type="checkbox"/> - 6 <input type="checkbox"/> Citywide <input checked="" type="checkbox"/> Council Request	Project Status: <input checked="" type="checkbox"/> New <input type="checkbox"/> Pending <input type="checkbox"/> In design <input type="checkbox"/> RFP prepared <input type="checkbox"/> Out to Bid <input type="checkbox"/> Under Construction	Changes from Prior Year: <input type="checkbox"/> No Change <input type="checkbox"/> Project Accelerated <input type="checkbox"/> Project Delayed <input type="checkbox"/> Additional Approp <input type="checkbox"/> Decrease Approp	Project Statistics: Project related to: <input checked="" type="checkbox"/> Safety & Health <input type="checkbox"/> Masterplan <input checked="" type="checkbox"/> Council Goal <u>Maint & Improve Infrastructure</u> Origination Yr: FY07/08 Yr Amended: N/A % Completed: 0%
---	--	---	--

Financial Requirements:

Cost by Project Categorization	Cost	Funding Summary	Impact on Future Operating Costs
Land Acquisition / Right of Way		Total Proj Cost \$ 221,010	Increase <input type="checkbox"/> Annual Amt \$
Engineering / Architecture	17,000	Total Funded \$ 221,010	Decrease <input type="checkbox"/> Annual Amt \$
Internal Costs (staff & operational expenses)	22,000	Total Unfunded \$ -	Minimal <input checked="" type="checkbox"/> Chg'd to fund # 101
Construction	162,010	Restricted Funding <input checked="" type="checkbox"/> Yes <input type="checkbox"/> No	
Construction Mgmt / Inspection	16,000		
Other - Specify Lb.Compl., Geotech., SWPPP, Environ.	4,000		
Total	221,010		

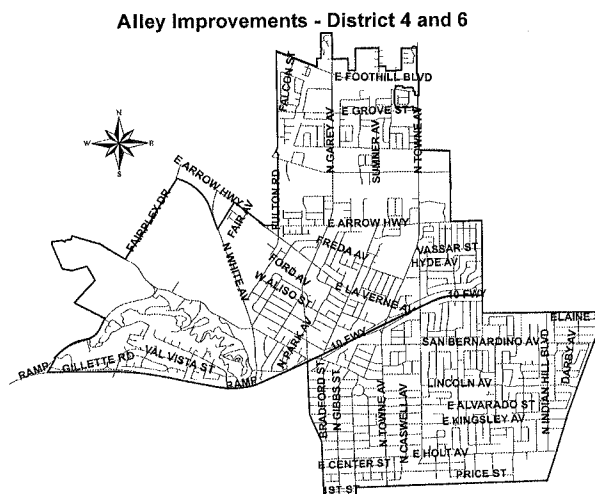
Funding Allocation

Funding Source(s)	YTD Costs as of 02/28/07	Remaining Budget	Fiscal 2007/08	Plan 2008/09	Plan 2009/10	Plan 2010/11	Plan Beyond 2011
CDBG (114-64582)			152,010				
CDBG (116-64582)			69,000				
Total	-	-	221,010	-	-	-	-

Proposed

Unfunded Project Costs

Project Location



CITY OF POMONA
Capital Improvement Program Project Details

Project Title: **Curb Ramps - District 1, 2, 3, 4, and 6 (FY 2005/06)**

Project Description: This project will provide for the construction of curb ramp. The estimated maximum number by District is: District 1: 6 ramps; District 2: 8 ramps; District 3: 5 ramps; District 4: 5 ramps; District 6: 5 ramps.

Project Number:
 213-2590-XXXXX-64488
 Department / Division
 PW/Engineering

Council District: <input checked="" type="checkbox"/> - 1 <input checked="" type="checkbox"/> - 2 <input checked="" type="checkbox"/> - 3 <input checked="" type="checkbox"/> - 4 <input type="checkbox"/> - 5 <input checked="" type="checkbox"/> - 6 <input type="checkbox"/> Citywide <input type="checkbox"/> Council Request	Project Status: <input type="checkbox"/> New <input type="checkbox"/> Pending <input checked="" type="checkbox"/> In design <input type="checkbox"/> RFP prepared <input type="checkbox"/> Out to Bid <input type="checkbox"/> Under Construction	Changes from Prior Year: <input checked="" type="checkbox"/> No Change <input type="checkbox"/> Project Accelerated <input type="checkbox"/> Project Delayed <input type="checkbox"/> Additional Approp <input type="checkbox"/> Decrease Approp	Project Statistics: Project related to: Origination Yr: FY05/06 <input checked="" type="checkbox"/> Safety & Health Yr Amended: FY07/08 <input type="checkbox"/> Masterplan % Completed: 20% <input checked="" type="checkbox"/> Council Goal <u>Maint & Improve Infrastructure</u>
---	--	--	--

Financial Requirements:

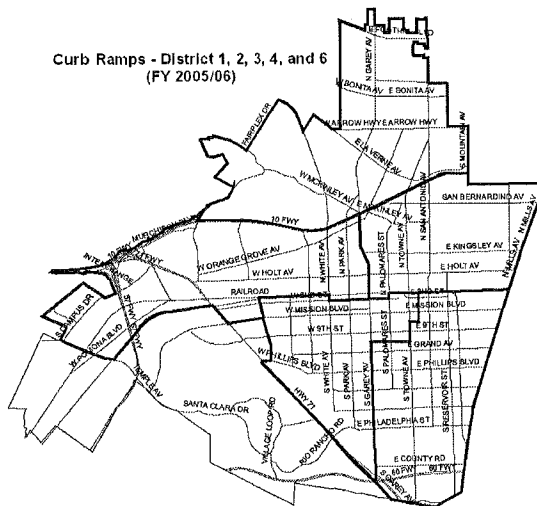
<i>Cost by Project Categorization</i>	<i>Cost</i>	<i>Funding Summary</i>	<i>Impact on Future Operating Costs</i>
Land Acquisition / Right of Way		Total Proj Cost \$ 37,691	Increase <input type="checkbox"/> Annual Amt \$ _____
Engineering / Architecture	1,500	Total Funded \$ 37,691	Decrease <input type="checkbox"/> Annual Amt \$ _____
Internal Costs (staff & operational expenses)	2,000	Total Unfunded \$ -	Minimal <input checked="" type="checkbox"/> Chg'd to fund # 101
Construction	32,191	Restricted Funding <input checked="" type="checkbox"/> Yes <input type="checkbox"/> No	
Construction Mgmt / Inspection	2,000		
Other - Specify Labor Compliance			
Total	37,691		

Funding Allocation

Funding Source(s)	YTD Costs as of 02/28/07	Remaining Budget	Fiscal 2007/08	Plan 2008/09	Plan 2009/10	Plan 2010/11	Plan Beyond 2011
CDBG (117-64488)	2,824	34,867					
Total	2,824	34,867	-	-	-	-	-

Proposed Unfunded Project Costs

Project Location



CITY OF POMONA
Capital Improvement Program Project Details

Project Title: Curb Ramps - District 2, 4, and 6 (FY 2007/08)

Project Description: This project will provide for the construction of curb ramp. The estimated maximum number by District is: District 2: 6 ramps; District 4: 15 ramps; District 6: 36 ramps.

Project Number:
 213-2590-XXXXX-64583

Department / Division
 PW/Engineering

Council District: <input type="checkbox"/> - 1 <input checked="" type="checkbox"/> - 2 <input type="checkbox"/> - 3 <input checked="" type="checkbox"/> - 4 <input type="checkbox"/> - 5 <input checked="" type="checkbox"/> - 6 <input type="checkbox"/> Citywide <input checked="" type="checkbox"/> Council Request	Project Status: <input checked="" type="checkbox"/> New <input type="checkbox"/> Pending <input type="checkbox"/> In design <input type="checkbox"/> RFP prepared <input type="checkbox"/> Out to Bid <input type="checkbox"/> Under Construction	Changes from Prior Year: <input type="checkbox"/> No Change <input type="checkbox"/> Project Accelerated <input type="checkbox"/> Project Delayed <input type="checkbox"/> Additional Approp <input type="checkbox"/> Decrease Approp	Project Statistics: Project related to: _____ Origination Yr: FY07/08 <input checked="" type="checkbox"/> Safety & Health Yr Amended: N/A <input type="checkbox"/> Masterplan _____ % Completed: 0% <input checked="" type="checkbox"/> Council Goal <u>Maint & Improve Infrastructure</u>
--	--	---	---

Financial Requirements:

<i>Cost by Project Categorization</i>	<i>Cost</i>	<i>Funding Summary</i>		<i>Impact on Future Operating Costs</i>	
Land Acquisition / Right of Way		Total Proj Cost \$	98,800	Increase <input type="checkbox"/>	Annual Amt \$ _____
Engineering / Architecture	1,000	Total Funded \$	98,800	Decrease <input type="checkbox"/>	Annual Amt \$ _____
Internal Costs (staff & operational expenses)	8,000	Total Unfunded \$	-	Minimal <input checked="" type="checkbox"/>	Chg'd to fund # 101
Construction	80,800	Restricted Funding	<input checked="" type="checkbox"/> Yes <input type="checkbox"/> No		
Construction Mgmt / Inspection	8,000				
Other - Specify Lb.Compl., Geotech., Environmental	1,000				
Total	98,800				

Funding Allocation

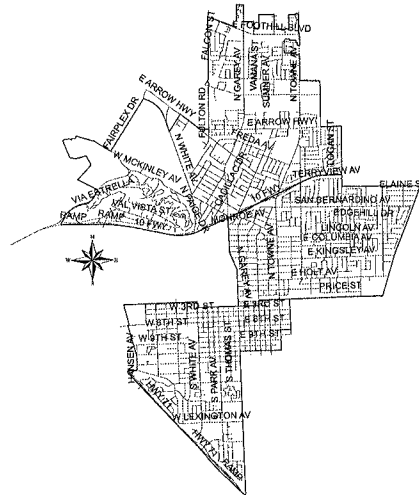
Funding Source(s)	YTD Costs as of 02/28/07	Remaining Budget	Fiscal 2007/08	Plan 2008/09	Plan 2009/10	Plan 2010/11	Plan Beyond 2011
CDBG (112-64583)			10,400				
CDBG (114-64583)			26,000				
CDBG (116-64583)			62,400				
Total	-	-	98,800	-	-	-	-

Proposed _____

Unfunded Project Costs _____

Project Location

Curb Ramps - District 2, 4, and 6 (FY 2007/08)



CITY OF POMONA
Capital Improvement Program Project Details

Project Title: Curb Ramps and Sidewalks - District 2

Project Description: Pursuant to the American's with Disabilities Act, the City of Pomona is required by federal law, to make reasonable accommodation for disabled persons, including curb ramps along sidewalks. This project will provide for the installation of curb ramps adjacent to and approaching Fremont Jr. High School, Garey High School and Lexington elementary School.

Project Number:
 112-2590-XXXXX-64383
 Department / Division
 PW/Engineering

Council District: <input type="checkbox"/> - 1 <input checked="" type="checkbox"/> - 2 <input type="checkbox"/> - 3 <input type="checkbox"/> - 4 <input type="checkbox"/> - 5 <input type="checkbox"/> - 6 <input type="checkbox"/> Citywide <input type="checkbox"/> Council Request	Project Status: <input type="checkbox"/> New <input checked="" type="checkbox"/> Pending <input type="checkbox"/> RFP prepared <input type="checkbox"/> In design <input type="checkbox"/> Out to Bid <input type="checkbox"/> Under Construction	Changes from Prior Year: <input checked="" type="checkbox"/> No Change <input type="checkbox"/> Project Accelerated <input type="checkbox"/> Project Delayed <input type="checkbox"/> Additional Approp <input type="checkbox"/> Decrease Approp	Project Statistics: Project related to: _____ Origination Yr: FY02/03 <input checked="" type="checkbox"/> Safety & Health _____ Yr Amended: FY05/06 <input checked="" type="checkbox"/> Masterplan _____ Sidewalk _____ % Completed: 10% <input checked="" type="checkbox"/> Council Goal _____ Maint & Improve Infrastructure _____
---	--	--	---

Financial Requirements:

Cost by Project Categorization	Cost	Funding Summary	Impact on Future Operating Costs
Land Acquisition / Right of Way		Total Proj Cost \$ 123,874	Increase <input type="checkbox"/> Annual Amt \$ _____
Engineering / Architecture	7,000	Total Funded \$ 123,874	Decrease <input type="checkbox"/> Annual Amt \$ _____
Internal Costs (staff & operational expenses)	5,500	Total Unfunded \$ -	Minimal <input checked="" type="checkbox"/> Chg'd to fund # 101
Construction	104,374	Restricted Funding <input checked="" type="checkbox"/> Yes <input type="checkbox"/> No	
Construction Mgmt / Inspection	7,000		
Other - Specify _____			
Total	123,874		

Funding Allocation

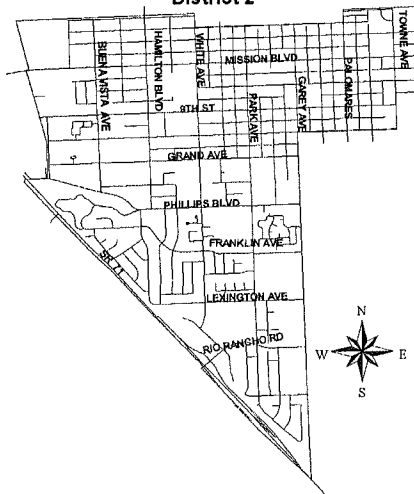
Funding Source(s)	YTD Costs as of 02/28/07	Remaining Budget	Fiscal 2007/08	Plan 2008/09	Plan 2009/10	Plan 2010/11	Plan Beyond 2011
CDBG (112-64383)	2,480	121,394					
Total	2,480	121,394	-	-	-	-	-

Proposed

Unfunded Project Costs

Project Location

Curb Ramps and Sidewalks - District 2



CITY OF POMONA
Capital Improvement Program Project Details

Project Title: Holt Avenue Corridor Improvement

Project Description: This project includes, but is not limited to, landscaped medians and sidewalks, banner poles, directional / locational signage, bus enclosures, other streetscape amenities, and "smart" security technology incorporated into streetlights, at intersections and at key locations along the Holt corridor between State Route 71 and the east City limit.

Project Number:
 480-6725-XXXXX-72040
 Department / Division
 RDA & PW/Engineering

Council District: <input checked="" type="checkbox"/> - 1 <input type="checkbox"/> - 2 <input type="checkbox"/> - 3 <input checked="" type="checkbox"/> - 4 <input type="checkbox"/> - 5 <input type="checkbox"/> - 6 <input type="checkbox"/> Citywide <input type="checkbox"/> Council Request	Project Status: <input type="checkbox"/> New <input checked="" type="checkbox"/> Pending <input type="checkbox"/> RFP prepared <input type="checkbox"/> In design <input type="checkbox"/> Out to Bid <input type="checkbox"/> Under Construction	Changes from Prior Year: <input checked="" type="checkbox"/> No Change <input type="checkbox"/> Project Accelerated <input type="checkbox"/> Project Delayed <input type="checkbox"/> Additional Approp <input type="checkbox"/> Decrease Approp	Project Statistics: Project related to: Origination Yr: FY01/02 <input checked="" type="checkbox"/> Safety & Health Yr Amended: FY05/06 <input checked="" type="checkbox"/> Masterplan Sidewalk % Completed: 3% <input checked="" type="checkbox"/> Council Goal Maint & Improve Infrastructure
--	--	--	--

Financial Requirements:

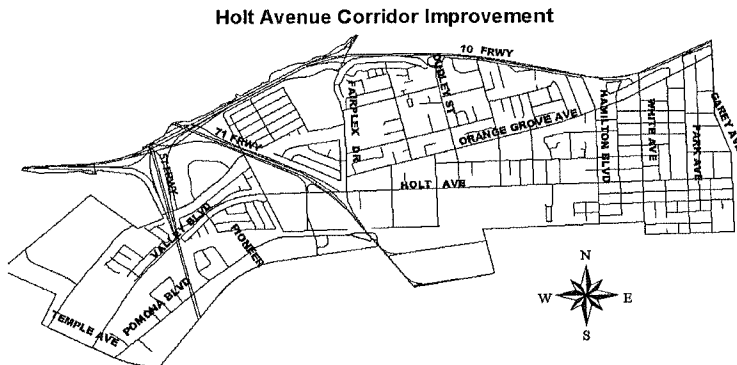
Cost by Project Categorization	Cost	Funding Summary	Impact on Future Operating Costs
Land Acquisition / Right of Way		Total Proj Cost \$ 689,750	Increase <input type="checkbox"/> Annual Amt \$ _____
Engineering / Architecture	109,750	Total Funded \$ 689,750	Decrease <input type="checkbox"/> Annual Amt \$ _____
Internal Costs (staff & operational expenses)	65,800	Total Unfunded \$ -	Minimal <input checked="" type="checkbox"/> Chg'd to fund # 101
Construction	376,900	Restricted Funding <input checked="" type="checkbox"/> Yes <input type="checkbox"/> No	
Construction Mgmt / Inspection	109,800		
Other - Specify	27,500		
Total	689,750		

Funding Allocation

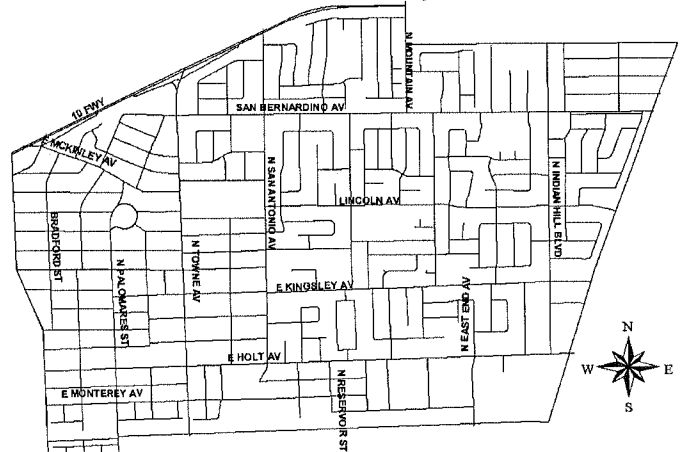
Funding Source(s)	YTD Costs as of 02/28/07	Remaining Budget	Fiscal 2007/08	Plan 2008/09	Plan 2009/10	Plan 2010/11	Plan Beyond 2011
Series "AD" Bonds	19,060	670,690					
Total	19,060	670,690	-	-	-	-	-

Proposed Unfunded Project Costs

Project Location



Holt Avenue Corridor Improvement



CITY OF POMONA
Capital Improvement Program Project Details

Project Title: Jaycee Park - Road Closures (at Briarwood Lane)

Project Description: This project provides for the closure of Claremont Place and Singingwood Avenue at Briarwood Lane adjacent to Jaycee Park.

Project Number:
422-2590-XXXX-83002
Department / Division
PW/Engineering

Council District: <input type="checkbox"/> - 1 <input type="checkbox"/> - 2 <input type="checkbox"/> - 3 <input checked="" type="checkbox"/> - 4 <input type="checkbox"/> - 5 <input type="checkbox"/> - 6 <input type="checkbox"/> Citywide <input checked="" type="checkbox"/> Council Request	Project Status: <input type="checkbox"/> New <input type="checkbox"/> Pending <input type="checkbox"/> RFP prepared <input checked="" type="checkbox"/> In design <input type="checkbox"/> Out to Bid <input type="checkbox"/> Under Construction	Changes from Prior Year: <input checked="" type="checkbox"/> No Change <input type="checkbox"/> Project Accelerated <input type="checkbox"/> Project Delayed <input type="checkbox"/> Additional Approp <input type="checkbox"/> Decrease Approp	Project Statistics: Project related to: _____ Origination Yr: FY06/07 <input type="checkbox"/> Safety & Health _____ Yr Amended: N/A <input checked="" type="checkbox"/> Masterplan _____ Parks % Completed: 25% <input checked="" type="checkbox"/> Council Goal _____ Quality City Services
--	--	--	--

Financial Requirements:

Cost by Project Categorization	Cost	Funding Summary	Impact on Future Operating Costs
Land Acquisition / Right of Way		Total Proj Cost \$ 74,000	Increase <input type="checkbox"/> Annual Amt \$ _____
Engineering / Architecture	4,600	Total Funded \$ 74,000	Decrease <input type="checkbox"/> Annual Amt \$ _____
Internal Costs (staff & operational expenses)	1,500	Total Unfunded \$ -	Minimal <input checked="" type="checkbox"/> Chg'd to fund # 101
Construction	62,000	Restricted Funding <input checked="" type="checkbox"/> Yes <input type="checkbox"/> No	
Construction Mgmt / Inspection	3,400		
Other - : Topo, Utilities, Geotech	2,500		
Total	74,000		

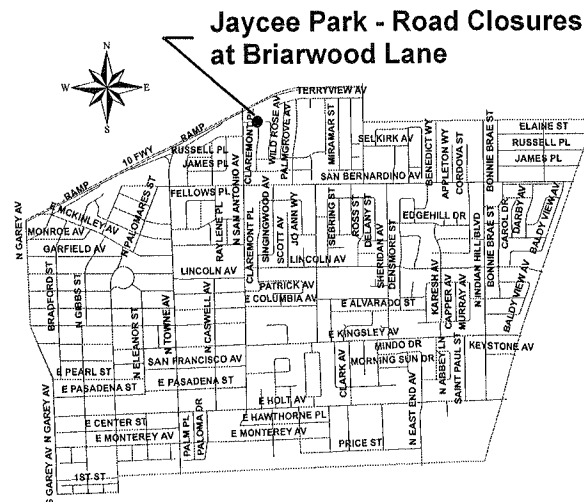
Funding Allocation

Funding Source(s)	YTD Costs as of 02/28/07	Remaining Budget	Fiscal 2007/08	Plan 2008/09	Plan 2009/10	Plan 2010/11	Plan Beyond 2011
Series "AN" Bonds	542	73,458					
Total	542	73,458	-	-	-	-	-

Proposed

Unfunded Project Costs

Project Location



CITY OF POMONA
Capital Improvement Program Project Details

Project Title: Mission Corridor Improvement

Project Description: This project will provide improvements at key intersections and will include hardscape and lighting improvements.

Project Number:
 480-6725-XXXXX-72041
 Department / Division
 RDA & PW/Engineering

Council District: <input type="checkbox"/> - 1 <input checked="" type="checkbox"/> - 2 <input checked="" type="checkbox"/> - 3 <input type="checkbox"/> - 4 <input checked="" type="checkbox"/> - 5 <input type="checkbox"/> - 6 <input type="checkbox"/> Citywide <input type="checkbox"/> Council Request	Project Status: <input type="checkbox"/> New <input checked="" type="checkbox"/> Pending <input type="checkbox"/> RFP prepared <input type="checkbox"/> In design <input type="checkbox"/> Out to Bid <input type="checkbox"/> Under Construction	Changes from Prior Year: <input checked="" type="checkbox"/> No Change <input type="checkbox"/> Project Accelerated <input type="checkbox"/> Project Delayed <input type="checkbox"/> Additional Approp <input type="checkbox"/> Decrease Approp	Project Statistics: Project related to: Origination Yr: FY01/02 <input checked="" type="checkbox"/> Safety & Health Yr Amended: N/A <input checked="" type="checkbox"/> Masterplan Sidewalk % Completed: 2% <input checked="" type="checkbox"/> Council Goal Maint & Improve Infrastructure
---	--	--	--

Financial Requirements:

Cost by Project Categorization	Cost	Funding Summary	Impact on Future Operating Costs
Land Acquisition / Right of Way		Total Proj Cost \$ 750,000	Increase <input type="checkbox"/> Annual Amt \$ _____
Engineering / Architecture	51,800	Total Funded \$ 750,000	Decrease <input type="checkbox"/> Annual Amt \$ _____
Internal Costs (staff & operational expenses)	37,700	Total Unfunded \$ -	Minimal <input checked="" type="checkbox"/> Chg'd to fund # 101
Construction	595,700	Restricted Funding <input checked="" type="checkbox"/> Yes <input type="checkbox"/> No	
Construction Mgmt / Inspection	51,800		
Other - Specify	13,000		
Total	750,000		

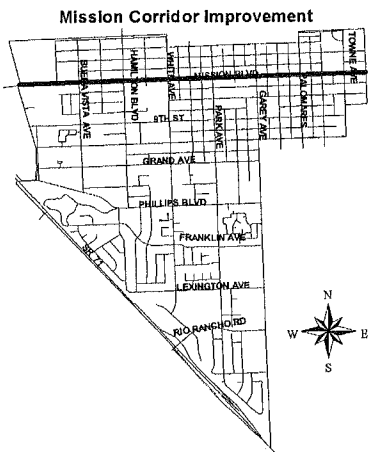
Funding Allocation

Funding Source(s)	YTD Costs as of 02/28/07	Remaining Budget	Fiscal 2007/08	Plan 2008/09	Plan 2009/10	Plan 2010/11	Plan Beyond 2011
Series "AD" Bonds	15,366	734,634					
Total	15,366	734,634	-	-	-	-	-

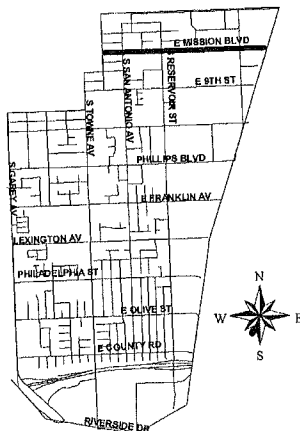
Proposed

Unfunded Project Costs

Project Location



Mission Corridor Improvement



Mission Corridor Improvement



CITY OF POMONA
Capital Improvement Program Project Details

Project Title: _____

Sidewalks - District 2 (CDBG)

Project Description: This project provides for the construction of missing sidewalk at the following locations: #2, Buena Vista, Second to Third; #44, Muir east of Rebecca; #45 Fernleaf west of Park Ave; #1, Third Street, Oak to Buena Vista, #3, Third Street (Buena Vista to Myrtle).

Project Number:
112-2590-XXXX-64547

Department / Division
PW/Engineering

Council District: <input type="checkbox"/> - 1 <input checked="" type="checkbox"/> - 2 <input type="checkbox"/> - 3 <input type="checkbox"/> - 4 <input type="checkbox"/> - 5 <input type="checkbox"/> - 6 <input type="checkbox"/> Citywide <input checked="" type="checkbox"/> Council Request	Project Status: <input type="checkbox"/> New <input checked="" type="checkbox"/> Pending <input type="checkbox"/> RFP prepared <input type="checkbox"/> In design <input type="checkbox"/> Out to Bid <input type="checkbox"/> Under Construction	Changes from Prior Year: <input checked="" type="checkbox"/> No Change <input type="checkbox"/> Project Accelerated <input type="checkbox"/> Project Delayed <input type="checkbox"/> Additional Approp <input type="checkbox"/> Decrease Approp	Project Statistics: Project related to: _____ <input type="checkbox"/> Safety & Health <input checked="" type="checkbox"/> Masterplan _____ Sidewalks <input checked="" type="checkbox"/> Council Goal _____ Maint. & Improve Infrastructure Origination Yr: FY06/07 Yr Amended: N/A % Completed: 0%
--	--	--	--

Financial Requirements:

Cost by Project Categorization	Cost	Funding Summary	Impact on Future Operating Costs
Land Acquisition / Right of Way		Total Proj Cost \$ 192,000	Increase <input type="checkbox"/> Annual Amt \$ _____
Engineering / Architecture	14,000	Total Funded \$ 192,000	Decrease <input type="checkbox"/> Annual Amt \$ _____
Internal Costs (staff & operational expenses)	12,000	Total Unfunded \$ -	Minimal <input checked="" type="checkbox"/> Chg'd to fund # 101
Construction	149,500	Restricted Funding <input checked="" type="checkbox"/> Yes <input type="checkbox"/> No	
Construction Mgmt / Inspection	14,000		
Other - Specify	2,500		
Total	192,000		

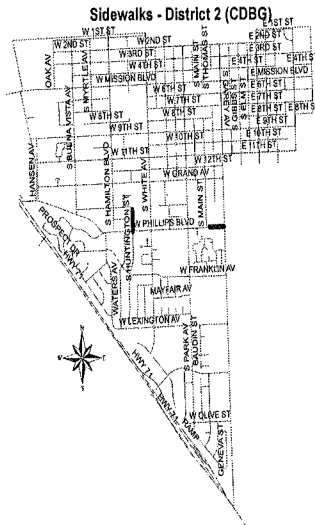
Funding Allocation

Funding Source(s)	YTD Costs as of 02/28/07	Remaining Budget	Fiscal 2007/08	Plan 2008/09	Plan 2009/10	Plan 2010/11	Plan Beyond 2011
CDBG (112-64547)		192,000					
Total	-	192,000	-	-	-	-	-

Proposed

Unfunded Project Costs

Project Location



CITY OF POMONA
Capital Improvement Program Project Details

Project Title: Sidewalks - District 3 (CDBG)

Project Description: This project provides for the construction of missing sidewalk segments at the following locations: #30, Eleanor, 12th to Grand; #11, La Mesa north of 9th; #29, Packard Drive; #36, Caswell north of 8th Street.

Project Number:
 113-2590-XXXXX-64547
 Department / Division
 PW/Engineering

Council District: <input type="checkbox"/> - 1 <input type="checkbox"/> - 2 <input checked="" type="checkbox"/> - 3 <input type="checkbox"/> - 4 <input type="checkbox"/> - 5 <input type="checkbox"/> - 6 <input type="checkbox"/> Citywide <input checked="" type="checkbox"/> Council Request	Project Status: <input type="checkbox"/> New <input checked="" type="checkbox"/> Pending <input type="checkbox"/> RFP prepared <input type="checkbox"/> In design <input type="checkbox"/> Out to Bid <input type="checkbox"/> Under Construction	Changes from Prior Year: <input checked="" type="checkbox"/> No Change <input type="checkbox"/> Project Accelerated <input type="checkbox"/> Project Delayed <input type="checkbox"/> Additional Approp <input type="checkbox"/> Decrease Approp	Project Statistics: Project related to: _____ Origination Yr: FY06/07 <input type="checkbox"/> Safety & Health _____ Yr Amended: N/A <input checked="" type="checkbox"/> Masterplan Sidewalks _____ % Completed: 0% <input checked="" type="checkbox"/> Council Goal Maint. & Improve Infrastructure _____
--	--	--	---

Financial Requirements:

Cost by Project Categorization	Cost	Funding Summary	Impact on Future Operating Costs
Land Acquisition / Right of Way		Total Proj Cost \$ 155,000	Increase <input type="checkbox"/> Annual Amt \$ _____
Engineering / Architecture	10,000	Total Funded \$ 155,000	Decrease <input type="checkbox"/> Annual Amt \$ _____
Internal Costs (staff & operational expenses)	8,000	Total Unfunded \$ -	Minimal <input checked="" type="checkbox"/> Chg'd to fund # 101
Construction	124,500	Restricted Funding <input checked="" type="checkbox"/> Yes <input type="checkbox"/> No	
Construction Mgmt / Inspection	10,000		
Other - Specify	2,500		
Total	155,000		

Funding Allocation

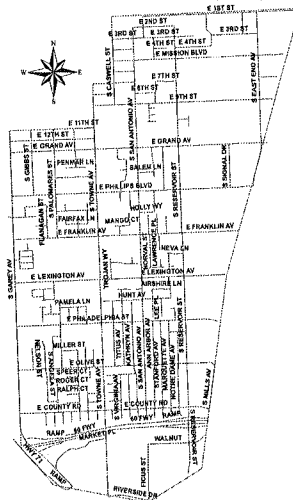
Funding Source(s)	YTD Costs as of 02/28/07	Remaining Budget	Fiscal 2007/08	Plan 2008/09	Plan 2009/10	Plan 2010/11	Plan Beyond 2011
CDBG (113-64547)		155,000					
Total	-	155,000	-	-	-	-	-

Proposed Unfunded Project Costs

--	--	--	--	--	--	--	--

Project Location

Sidewalks - District 3 (CDBG)



CITY OF POMONA
Capital Improvement Program Project Details

Project Title: **Sidewalks - Monterey Avenue (Reservoir St to Mountain View Ave) and Foothill Boulevard**

Project Description: This project, at the request of residents and Councilmember, provides for the construction of sidewalk, curb, gutter, a. c. pavement, drive approaches and curb access ramp on the south side of Monterey between Reservoir Street and Mountain View Avenue. The improvements on Foothill Boulevard from Garey Avenue to approximately 300 feet west of Garey Avenue has been completed.

Project Number:
418-2590-XXXXX-76015
 Department / Division
PW/Engineering

Council District: <input type="checkbox"/> - 1 <input type="checkbox"/> - 2 <input type="checkbox"/> - 3 <input checked="" type="checkbox"/> - 4 <input type="checkbox"/> - 5 <input checked="" type="checkbox"/> - 6 <input type="checkbox"/> Citywide <input type="checkbox"/> Council Request	Project Status: <input type="checkbox"/> New <input type="checkbox"/> Pending <input type="checkbox"/> RFP prepared <input type="checkbox"/> In design <input type="checkbox"/> Out to Bid <input checked="" type="checkbox"/> Under Construction	Changes from Prior Year: <input type="checkbox"/> No Change <input type="checkbox"/> Project Accelerated <input type="checkbox"/> Project Delayed <input checked="" type="checkbox"/> Additional Approp <input type="checkbox"/> Decrease Approp	Project Statistics: Project related to: _____ Origination Yr: FY98/99 <input checked="" type="checkbox"/> Safety & Health Yr Amended: FY07/08 <input checked="" type="checkbox"/> Masterplan _____ Sidewalk % Completed: 30% <input checked="" type="checkbox"/> Council Goal _____ Maint & Improve Infrastructure
--	--	--	---

Financial Requirements:

<i>Cost by Project Categorization</i>	<i>Cost</i>	<i>Funding Summary</i>	<i>Impact on Future Operating Costs</i>
Land Acquisition / Right of Way		Total Proj Cost \$ 235,123	Increase <input type="checkbox"/> Annual Amt \$ _____
Engineering / Architecture	4,500	Total Funded \$ 235,123	Decrease <input type="checkbox"/> Annual Amt \$ _____
Internal Costs (staff & operational expenses)	18,123	Total Unfunded \$ -	Minimal <input checked="" type="checkbox"/> Chg'd to fund # 101
Construction	200,000	Restricted Funding <input checked="" type="checkbox"/> Yes <input type="checkbox"/> No	
Construction Mgmt / Inspection	10,000		
Other - Environmental	2,500		
Total	235,123		

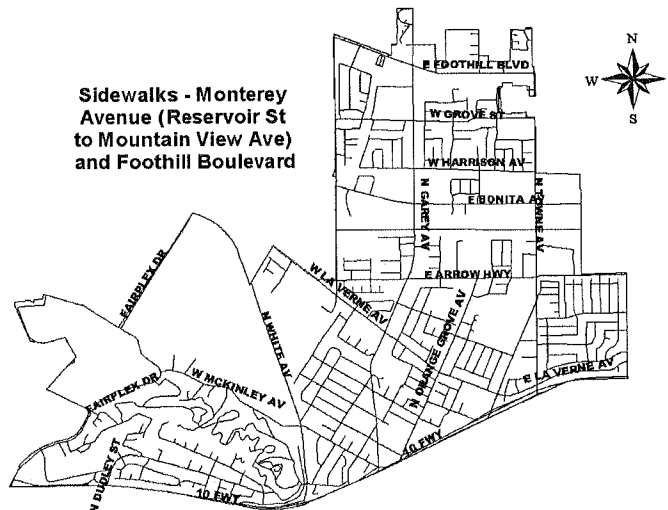
Funding Allocation

Funding Source(s)	YTD Costs as of 02/28/07	Remaining Budget	Fiscal 2007/08	Plan 2008/09	Plan 2009/10	Plan 2010/11	Plan Beyond 2011
CDBG (213-76015)	13,881	129,242					
Series "AG" Bonds			92,000				
Total	13,881	129,242	92,000	-	-	-	-

Proposed

Unfunded Project Costs

Project Location



CITY OF POMONA
Capital Improvement Program Project Details

Project Title:

Signage - Pomona Downtown Area

Project Description: This project will provide for directional signage to the Pomona downtown business area including Antique Row, the Arts Colony Districts, Transit Center, and Western University of Medical Sciences.

Project Number:
418-2590-XXXX-72044

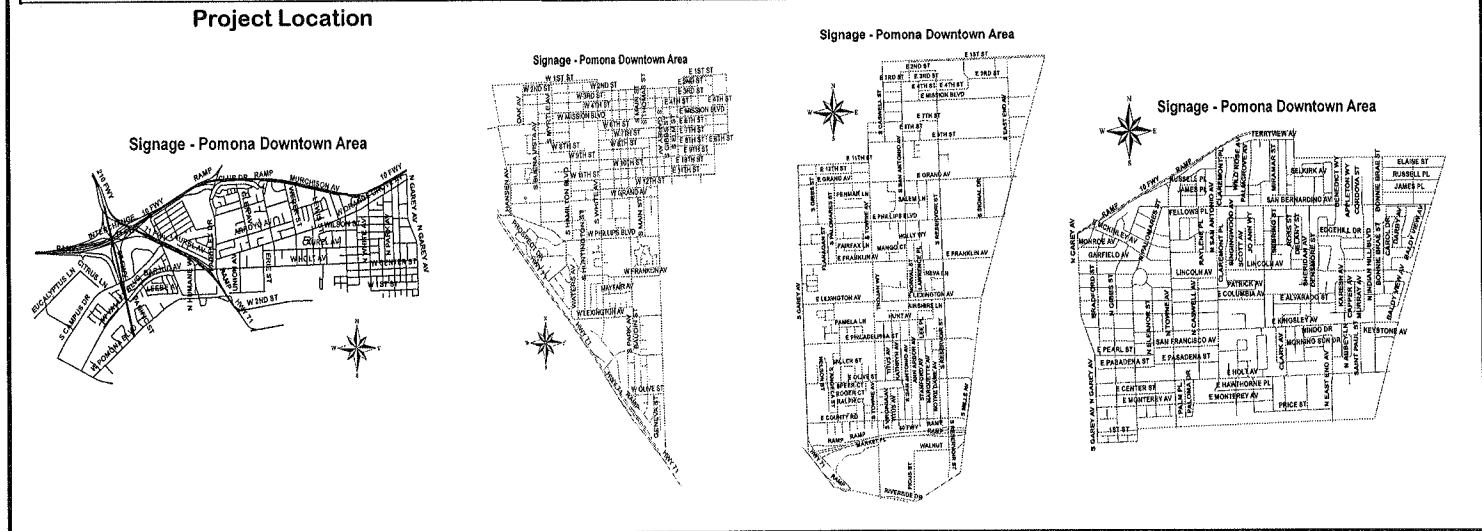
Department / Division
PW/Engineering

Council District: <input checked="" type="checkbox"/> - 1 <input checked="" type="checkbox"/> - 2 <input checked="" type="checkbox"/> - 3 <input checked="" type="checkbox"/> - 4 <input type="checkbox"/> - 5 <input type="checkbox"/> - 6 <input type="checkbox"/> Citywide <input type="checkbox"/> Council Request	Project Status: <input type="checkbox"/> New <input type="checkbox"/> Pending <input type="checkbox"/> RFP prepared <input type="checkbox"/> In design <input checked="" type="checkbox"/> Out to Bid <input type="checkbox"/> Under Construction	Changes from Prior Year: <input checked="" type="checkbox"/> No Change <input type="checkbox"/> Project Accelerated <input type="checkbox"/> Project Delayed <input type="checkbox"/> Additional Approp <input type="checkbox"/> Decrease Approp	Project Statistics: Project related to: _____ <input type="checkbox"/> Safety & Health <input type="checkbox"/> Masterplan _____ <input type="checkbox"/> Council Goal _____ Origination Yr: FY01/02 Yr Amended: N/A % Completed: 32%
--	--	--	---

Financial Requirements:		Funding Summary		Impact on Future Operating Costs	
<i>Cost by Project Categorization</i>	<i>Cost</i>	<i>Total Proj Cost \$</i>	<i>224,500</i>	Increase <input type="checkbox"/>	<i>Annual Amt \$</i> _____
Land Acquisition / Right of Way		<i>Total Funded \$</i>	<i>224,500</i>	Decrease <input type="checkbox"/>	<i>Annual Amt \$</i> _____
Engineering / Architecture	16,000	<i>Total Unfunded \$</i>	<i>-</i>	Minimal <input checked="" type="checkbox"/>	<i>Chg'd to fund #</i> 101
Internal Costs (staff & operational expenses)	8,500	Restricted Funding	<input checked="" type="checkbox"/> Yes <input type="checkbox"/> No		
Construction	184,000				
Construction Mgmt / Inspection	16,000				
Other - Specify					
Total	224,500				

Funding Allocation							
Funding Source(s)	YTD Costs as of 02/28/07	Remaining Budget	Fiscal 2007/08	Plan 2008/09	Plan 2009/10	Plan 2010/11	Plan Beyond 2011
Series "AH" Bonds	23,314	151,686					
Series "W" Bonds	49,500						
Total	72,814	151,686	-	-	-	-	-

Proposed Unfunded Project Costs



CITY OF POMONA
Capital Improvement Program Project Details

Project Title: Street Improvements - Gibbs Street (between Lincoln Ave and San Bernardino Ave)

Project Description: This project will provide street improvement to Gibbs Street: Lincoln Avenue to San Bernardino Avenue. Construction of pcc gutter, curb ramps, cross gutters, spandrels, alley intersections and AC pavement overlay.

Project Number:
 421-2590-XXXXX-81020

Department / Division
 PW/Engineering

Council District: <input type="checkbox"/> - 1 <input type="checkbox"/> - 2 <input type="checkbox"/> - 3 <input checked="" type="checkbox"/> - 4 <input type="checkbox"/> - 5 <input type="checkbox"/> - 6 <input type="checkbox"/> Citywide <input checked="" type="checkbox"/> Council Request	Project Status: <input type="checkbox"/> New <input type="checkbox"/> Pending <input type="checkbox"/> RFP prepared <input checked="" type="checkbox"/> In design <input type="checkbox"/> Out to Bid <input type="checkbox"/> Under Construction	Changes from Prior Year: <input checked="" type="checkbox"/> No Change <input type="checkbox"/> Project Accelerated <input type="checkbox"/> Project Delayed <input type="checkbox"/> Additional Approp <input type="checkbox"/> Decrease Approp	Project Statistics: Project related to: <input type="checkbox"/> Safety & Health <input type="checkbox"/> Masterplan <input checked="" type="checkbox"/> Council Goal <u>Maint & Improve Infrastructure</u> Origination Yr: FY03/04 Yr Amended: FY06/07 % Completed: 99%
--	--	--	---

Financial Requirements:

Cost by Project Categorization	Cost	Funding Summary	Impact on Future Operating Costs
Land Acquisition / Right of Way		Total Proj Cost \$ <u>475,309</u>	Increase <input type="checkbox"/> Annual Amt \$ _____
Engineering / Architecture	42,350	Total Funded \$ <u>475,309</u>	Decrease <input type="checkbox"/> Annual Amt \$ _____
Internal Costs (staff & operational expenses)	56,465	Total Unfunded \$ <u>-</u>	Minimal <input checked="" type="checkbox"/> Chg'd to fund # <u>101</u>
Construction	348,259	Restricted Funding <input checked="" type="checkbox"/> Yes <input type="checkbox"/> No	
Construction Mgmt / Inspection	28,235		
Other - Specify			
Total	475,309		

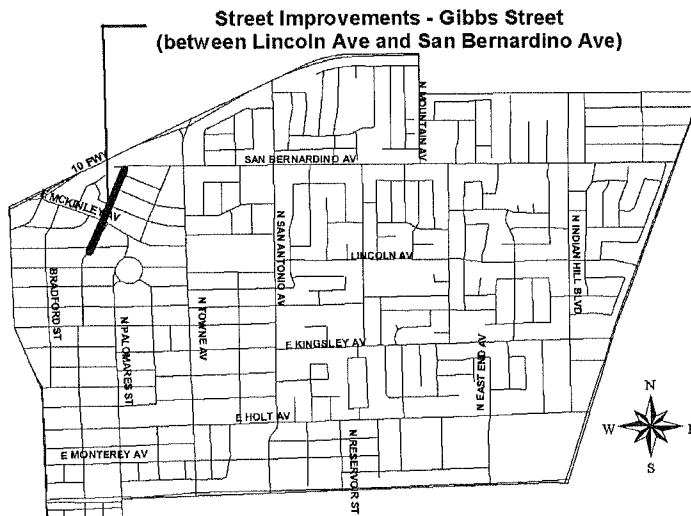
Funding Allocation

Funding Source(s)	YTD Costs as of 02/28/07	Remaining Budget	Fiscal 2007/08	Plan 2008/09	Plan 2009/10	Plan 2010/11	Plan Beyond 2011
Series "AG" Bonds	93,289						
Prop 42 (FY 2005/06)	324,536	57,484					
Total	417,825	57,484	-	-	-	-	-

Proposed

Unfunded Project Costs

Project Location



CITY OF POMONA
Capital Improvement Program Project Details

Project Title: **Street Improvements - Gordon Street, Jefferson Street, Randolph Street and Wisconsin Street**

Project Description: Rehabilitation of Gordon Street to include pavement resurfacing and construction of PCC curb ramps, alley approaches, and driveways. Rehabilitation of Jefferson Street from Wisconsin Place to Park Avenue to include pavement resurfacing, construction of alley approach and repair of PCC sidewalk. Rehabilitation of Randolph Street to include pavement resurfacing and construction of curb ramps, alley approaches and a PCC crossgutter at Huntington Boulevard with sidewalk and curb repairs as needed. Construction of a cross gutter and curb ramps at intersection of Huntington Blvd and William Street. Rehabilitation of Wisconsin Street to include pavement resurfacing, construction of curb ramps and repair of PCC sidewalk and cross gutter.

Project Number:
 213-2590-XXXXX-64407

Department / Division
 PW/Engineering

Council District: <input checked="" type="checkbox"/> - 1 <input type="checkbox"/> - 2 <input type="checkbox"/> - 3 <input type="checkbox"/> - 4 <input type="checkbox"/> - 5 <input type="checkbox"/> - 6 <input type="checkbox"/> Citywide <input checked="" type="checkbox"/> Council Request	Project Status: <input type="checkbox"/> New <input type="checkbox"/> Pending <input type="checkbox"/> RFP prepared <input type="checkbox"/> In design <input type="checkbox"/> Out to Bid <input checked="" type="checkbox"/> Under Construction	Changes from Prior Year: <input type="checkbox"/> No Change <input type="checkbox"/> Project Accelerated <input type="checkbox"/> Project Delayed <input type="checkbox"/> Additional Approp <input type="checkbox"/> Decrease Approp	Project Statistics: Project related to: <input type="checkbox"/> Safety & Health <input type="checkbox"/> Masterplan <input checked="" type="checkbox"/> Council Goal <u>Maint & Improve Infrastructure</u>	Origination Yr: FY03/04 Yr Amended: FY06/07 % Completed: 100%
--	--	---	--	---

Financial Requirements:

Cost by Project Categorization	Cost	Funding Summary	Impact on Future Operating Costs
Land Acquisition / Right of Way		Total Proj Cost \$ 647,633	Increase <input type="checkbox"/> Annual Amt \$ _____
Engineering / Architecture	52,191	Total Funded \$ 647,633	Decrease <input type="checkbox"/> Annual Amt \$ _____
Internal Costs (staff & operational expenses)	60,915	Total Unfunded \$ -	Minimal <input checked="" type="checkbox"/> Chg'd to fund # 101
Construction	447,544	Restricted Funding <input checked="" type="checkbox"/> Yes <input type="checkbox"/> No	
Construction Mgmt / Inspection	34,792		
Other - Specify 15% Contingency	52,191		
Total	647,633		

Funding Allocation

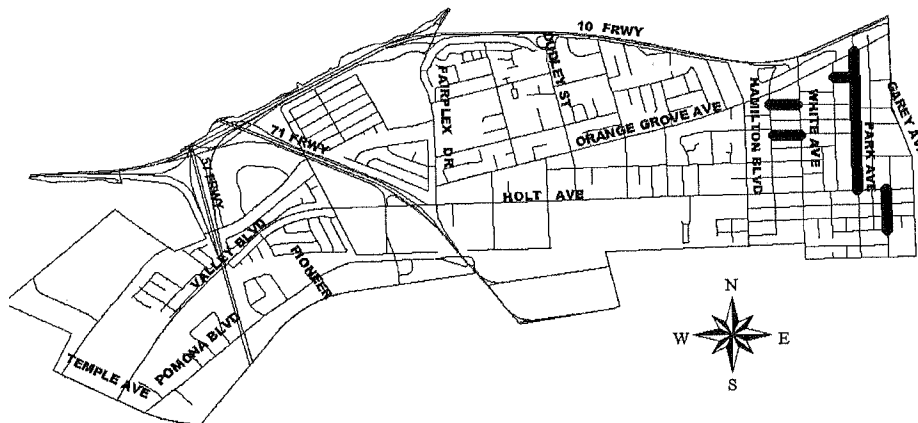
Funding Source(s)	YTD Costs as of 02/28/07	Remaining Budget	Fiscal 2007/08	Plan 2008/09	Plan 2009/10	Plan 2010/11	Plan Beyond 2011
CDBG (213-64407)	306,971						
CDBG (111-64407)	2,672						
CDBG (112-64407)	37,990						
Series "AG" Bonds	195,079	104,921					
Total	542,712	104,921	-	-	-	-	-

Proposed

Unfunded Project Costs

Project Location

**Street Rehabilitation - Gordon Street,
 Jefferson Street, Randolph Street
 and Wisconsin Street**



CITY OF POMONA
Capital Improvement Program Project Details

Project Title: Street Improvements - Tenth Street W/O Hamilton Boulevard

Project Description: Construction of new curb, gutter, sidewalk, drive approach and pavement at the westerly terminus of Tenth Street west of Hamilton Boulevard. Construction of a drainage facility from Tenth Street to Eleventh Street.

Project Number:
 421-2590-XXXXX-81013

Department / Division
 PW/Engineering

Council District: <input type="checkbox"/> - 1 <input checked="" type="checkbox"/> - 2 <input type="checkbox"/> - 3 <input type="checkbox"/> - 4 <input type="checkbox"/> - 5 <input type="checkbox"/> - 6 <input type="checkbox"/> Citywide <input checked="" type="checkbox"/> Council Request	Project Status: <input type="checkbox"/> New <input type="checkbox"/> Pending <input type="checkbox"/> RFP prepared <input checked="" type="checkbox"/> In design <input type="checkbox"/> Out to Bid <input type="checkbox"/> Under Construction	Changes from Prior Year: <input checked="" type="checkbox"/> No Change <input type="checkbox"/> Project Accelerated <input type="checkbox"/> Project Delayed <input type="checkbox"/> Additional Approp <input type="checkbox"/> Decrease Approp	Project Statistics: Project related to: _____ <input checked="" type="checkbox"/> Safety & Health <input checked="" type="checkbox"/> Masterplan Alley Improvement <input checked="" type="checkbox"/> Council Goal Maint & Improve Infrastructure Origination Yr: FY03/04 Yr Amended: N/A % Completed: 1%
--	--	--	--

Financial Requirements:

Cost by Project Categorization	Cost	Funding Summary	Impact on Future Operating Costs
Land Acquisition / Right of Way		Total Proj Cost \$ 130,000	Increase <input type="checkbox"/> Annual Amt \$ _____
Engineering / Architecture	12,500	Total Funded \$ 130,000	Decrease <input type="checkbox"/> Annual Amt \$ _____
Internal Costs (staff & operational expenses)	16,500	Total Unfunded \$ -	Minimal <input checked="" type="checkbox"/> Chg'd to fund # 101
Construction	95,000	Restricted Funding <input checked="" type="checkbox"/> Yes <input type="checkbox"/> No	
Construction Mgmt / Inspection	6,000		
Other - Specify _____			
Total	130,000		

Funding Allocation

Funding Source(s)	YTD Costs as of 02/28/07	Remaining Budget	Fiscal 2007/08	Plan 2008/09	Plan 2009/10	Plan 2010/11	Plan Beyond 2011
Series "AG" Bonds	1,062	128,938					
Total	1,062	128,938	-	-	-	-	-

Proposed Unfunded Project Costs							
--	--	--	--	--	--	--	--

Project Location



CITY OF POMONA
Capital Improvement Program Project Details

Project Title: _____

Street Rehabilitation - District 2 and 5

Project Description: Streets **completed** under this project: **Slurry Sealed** (Sequoia Pl, Storrs Pl, Verona Pl, Milano Pl, Roma Pl, Napoli Pl, Messina Pl, Westmont Pl, Venezia Pl, Savona Pl, Bluegrass, Overdeen St, Reggio Pl, Torino Pl, Beechnut Pl, Blueridge Dr, Mapleview Dr, Red Bud Pl, Spruce View Dr, Goldfield Pl, Juniper Ridge, Redwood View Dr and Sequoia Glen); Sequoia Place, Storrs Place, Verona Place, and Milano Place. **Rehabed:** Phillips Drive and Old Pomona Road. **To be completed:** Rehab: Rio Rancho Road (County Mile Road to Park Ave).

Project Number:
 208-2594-XXXXX-67873

Department / Division
 PW/Engineering

Council District: <input type="checkbox"/> - 1 <input checked="" type="checkbox"/> - 2 <input type="checkbox"/> - 3 <input type="checkbox"/> - 4 <input checked="" type="checkbox"/> - 5 <input type="checkbox"/> - 6 <input type="checkbox"/> Citywide <input checked="" type="checkbox"/> Council Request	Project Status: <input type="checkbox"/> New <input type="checkbox"/> Pending <input type="checkbox"/> RFP prepared <input checked="" type="checkbox"/> In design <input type="checkbox"/> Out to Bid <input type="checkbox"/> Under Construction	Changes from Prior Year: <input checked="" type="checkbox"/> No Change <input type="checkbox"/> Project Accelerated <input type="checkbox"/> Project Delayed <input type="checkbox"/> Additional Approp <input type="checkbox"/> Decrease Approp	Project Statistics: Project related to: Origination Yr: FY02/03 <input checked="" type="checkbox"/> Safety & Health Yr Amended: FY07/08 <input checked="" type="checkbox"/> Masterplan Pavement Mgmt System % Completed: 33% <input checked="" type="checkbox"/> Council Goal Maint & Improve Infrastructure
---	--	--	---

Financial Requirements:

Cost by Project Categorization	Cost	Funding Summary	Impact on Future Operating Costs
Land Acquisition / Right of Way		Total Proj Cost \$ 2,579,493	Increase <input type="checkbox"/> Annual Amt \$ _____
Engineering / Architecture	134,500	Total Funded \$ 2,579,493	Decrease <input type="checkbox"/> Annual Amt \$ _____
Internal Costs (staff & operational expenses)	75,500	Total Unfunded \$ -	Minimal <input checked="" type="checkbox"/> Chg'd to fund # 101
Construction	2,221,993	Restricted Funding <input checked="" type="checkbox"/> Yes <input type="checkbox"/> No	
Construction Mgmt / Inspection	140,000		
Other - Environmental	7,500		
Total	2,579,493		

Funding Allocation

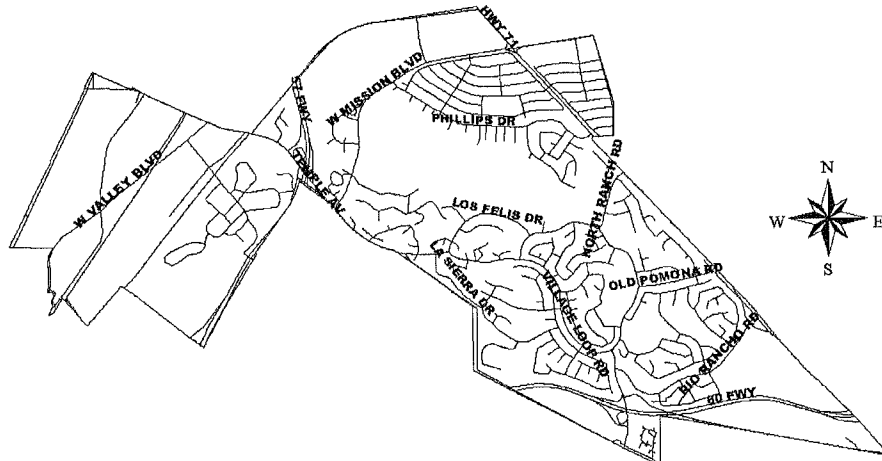
Funding Source(s)	YTD Costs as of 02/28/07	Remaining Budget	Fiscal 2007/08	Plan 2008/09	Plan 2009/10	Plan 2010/11	Plan Beyond 2011
Gas Tax	162,953						
AB 2928 (FY 2002/03)	237,047						
Series "AG" Bonds	431,437						
Series "AN" Bonds	19,331	328,407					
Series "AM" Bonds		441,522					
Series "AL" Bonds		764,796					
Prop 42 (FY03/04 and FY04/05)		194,000					
Total	850,768	1,728,725	-	-	-	-	-

Proposed

Unfunded Project Costs

Project Location

Street Rehabilitation - District 5



CITY OF POMONA
Capital Improvement Program Project Details

Project Title: Street Rehabilitation - District 6 (Priority IV)

Project Description: This project provides for rehabilitation of various streets as follows: Slurry Seal - Ervilla Street, Orange Grove Avenue to Royalty Drive; Royalty Drive, Ervilla Street to Vinton Avenue; Ervilla Place, Ervilla Street to end ; Summer Avenue, Foothill Boulevard to city limits; Lynoak Drive, Foothill Boulevard to city limits; Santa Fe Street, Pine Street to end; Tasman Avenue, Sinclair Street to Stocker Street. Overlay - Park Avenue, McKinley to Artesia Street; Magnolia Street, Garey Avenue to Pine Street.

Project Number:
223-2590-XXXXX-67878
 Department / Division
PW/Engineering

Council District: <input type="checkbox"/> - 1 <input type="checkbox"/> - 2 <input type="checkbox"/> - 3 <input type="checkbox"/> - 4 <input type="checkbox"/> - 5 <input checked="" type="checkbox"/> - 6 <input type="checkbox"/> Citywide <input checked="" type="checkbox"/> Council Request	Project Status: <input type="checkbox"/> New <input checked="" type="checkbox"/> Pending <input type="checkbox"/> RFP prepared <input type="checkbox"/> In design <input type="checkbox"/> Out to Bid <input type="checkbox"/> Under Construction	Changes from Prior Year: <input checked="" type="checkbox"/> No Change <input type="checkbox"/> Project Accelerated <input type="checkbox"/> Project Delayed <input type="checkbox"/> Additional Approp <input type="checkbox"/> Decrease Approp	Project Statistics: Project related to: Origination Yr: FY06/07 <input type="checkbox"/> Safety & Health Yr Amended: N/A <input checked="" type="checkbox"/> Masterplan Pavement Mgmt System % Completed: 10% <input checked="" type="checkbox"/> Council Goal Maint. & Improve Infrastructure
--	--	--	---

Financial Requirements:

Cost by Project Categorization	Cost	Funding Summary	Impact on Future Operating Costs
Land Acquisition / Right of Way		Total Proj Cost \$ 190,192	Increase <input type="checkbox"/> Annual Amt \$ _____
Engineering / Architecture	8,000	Total Funded \$ 190,192	Decrease <input type="checkbox"/> Annual Amt \$ _____
Internal Costs (staff & operational expenses)		Total Unfunded \$ -	Minimal <input checked="" type="checkbox"/> Chg'd to fund # 101
Construction	172,292	Restricted Funding <input checked="" type="checkbox"/> Yes <input type="checkbox"/> No	
Construction Mgmt / Inspection	9,900		
Other - Specify			
Total	190,192		

Funding Allocation

Funding Source(s)	YTD Costs as of 02/28/07	Remaining Budget	Fiscal 2007/08	Plan 2008/09	Plan 2009/10	Plan 2010/11	Plan Beyond 2011
Prop 42 (FY 2005/06)	1,273						
STPL		77,979					
Series "AG" Bonds		110,940					
Total	1,273	188,919	-	-	-	-	-

Proposed Unfunded Project Costs						
--	--	--	--	--	--	--

Project Location



CITY OF POMONA
Capital Improvement Program Project Details

Project Title: Street Rehabilitation - Dudley Street (9th St to Mission Blvd)

Project Description: This project provides for the rehabilitation (overlay) of Dudley Street from 9th Street to Mission Boulevard.

Project Number:
 223-2590-XXXXX-67879
 Department / Division
 PW/Engineering

Council District: <input type="checkbox"/> - 1 <input checked="" type="checkbox"/> - 2 <input type="checkbox"/> - 3 <input type="checkbox"/> - 4 <input type="checkbox"/> - 5 <input type="checkbox"/> - 6 <input type="checkbox"/> Citywide <input checked="" type="checkbox"/> Council Request	Project Status: <input type="checkbox"/> New <input type="checkbox"/> Pending <input type="checkbox"/> RFP prepared <input checked="" type="checkbox"/> In design <input type="checkbox"/> Out to Bid <input type="checkbox"/> Under Construction	Changes from Prior Year: <input checked="" type="checkbox"/> No Change <input type="checkbox"/> Project Accelerated <input type="checkbox"/> Project Delayed <input type="checkbox"/> Additional Approp <input type="checkbox"/> Decrease Approp	Project Statistics: Project related to: Origination Yr: FY06/07 <input type="checkbox"/> Safety & Health Yr Amended: N/A <input checked="" type="checkbox"/> Masterplan Pavement Mgmt System % Completed: 15% <input checked="" type="checkbox"/> Council Goal Maint. & Improve Infrastructure
--	--	--	---

Financial Requirements:

Cost by Project Categorization	Cost	Funding Summary	Impact on Future Operating Costs
Land Acquisition / Right of Way		Total Proj Cost \$ 178,000	Increase <input type="checkbox"/> Annual Amt \$
Engineering / Architecture	9,000	Total Funded \$ 178,000	Decrease <input type="checkbox"/> Annual Amt \$
Internal Costs (staff & operational expenses)	2,500	Total Unfunded \$ -	Minimal <input checked="" type="checkbox"/> Chg'd to fund # 101
Construction	155,000	Restricted Funding <input checked="" type="checkbox"/> Yes <input type="checkbox"/> No	
Construction Mgmt / Inspection	9,000		
Other - Geotech, Environmental	2,500		
Total	178,000		

Funding Allocation

Funding Source(s)	YTD Costs as of 02/28/07	Remaining Budget	Fiscal 2007/08	Plan 2008/09	Plan 2009/10	Plan 2010/11	Plan Beyond 2011
Prop 42 (FY 2005/06)	1,320						
STPL		72,980					
Series "AG" Bonds		103,700					
Total	1,320	176,680	-	-	-	-	-

Proposed							
Unfunded Project Costs							

Project Location



CITY OF POMONA
Capital Improvement Program Project Details

Project Title: Street Rehabilitation - Park Avenue (Rio Rancho Rd to Olive St)

Project Description: This project provides for the rehabilitation (overlay) of Park Avenue from Rio Rancho Road to Olive Street. Improvements will include but not be limited to bus stop related improvements, new pavement construction, pavement overlay, adjustment of utility covers to grade and striping.

Project Number: 223-2590-XXXXX-67885
 Department / Division PW/Engineering

Council District:	Project Status:	Changes from Prior Year:	Project Statistics:						
<input type="checkbox"/> - 1 <input checked="" type="checkbox"/> - 2 <input type="checkbox"/> - 3 <input type="checkbox"/> - 4 <input type="checkbox"/> - 5 <input type="checkbox"/> - 6 <input type="checkbox"/> Citywide <input checked="" type="checkbox"/> Council Request	<input checked="" type="checkbox"/> New <input type="checkbox"/> Pending <input type="checkbox"/> RFP prepared <input type="checkbox"/> In design <input type="checkbox"/> Out to Bid <input type="checkbox"/> Under Construction	<input type="checkbox"/> No Change <input type="checkbox"/> Project Accelerated <input type="checkbox"/> Project Delayed <input type="checkbox"/> Additional Approp <input type="checkbox"/> Decrease Approp	Project related to: <table style="width: 100%; border: none;"> <tr> <td style="width: 50%;"><input type="checkbox"/> Safety & Health</td> <td style="width: 50%;">Origination Yr: <u>FY07/08</u></td> </tr> <tr> <td><input checked="" type="checkbox"/> Masterplan</td> <td>Yr Amended: <u>N/A</u></td> </tr> <tr> <td><input checked="" type="checkbox"/> Council Goal</td> <td>% Completed:</td> </tr> </table> Pavement Mgmt System _____ Maint. & Improve Infrastructure _____	<input type="checkbox"/> Safety & Health	Origination Yr: <u>FY07/08</u>	<input checked="" type="checkbox"/> Masterplan	Yr Amended: <u>N/A</u>	<input checked="" type="checkbox"/> Council Goal	% Completed:
<input type="checkbox"/> Safety & Health	Origination Yr: <u>FY07/08</u>								
<input checked="" type="checkbox"/> Masterplan	Yr Amended: <u>N/A</u>								
<input checked="" type="checkbox"/> Council Goal	% Completed:								

Financial Requirements:

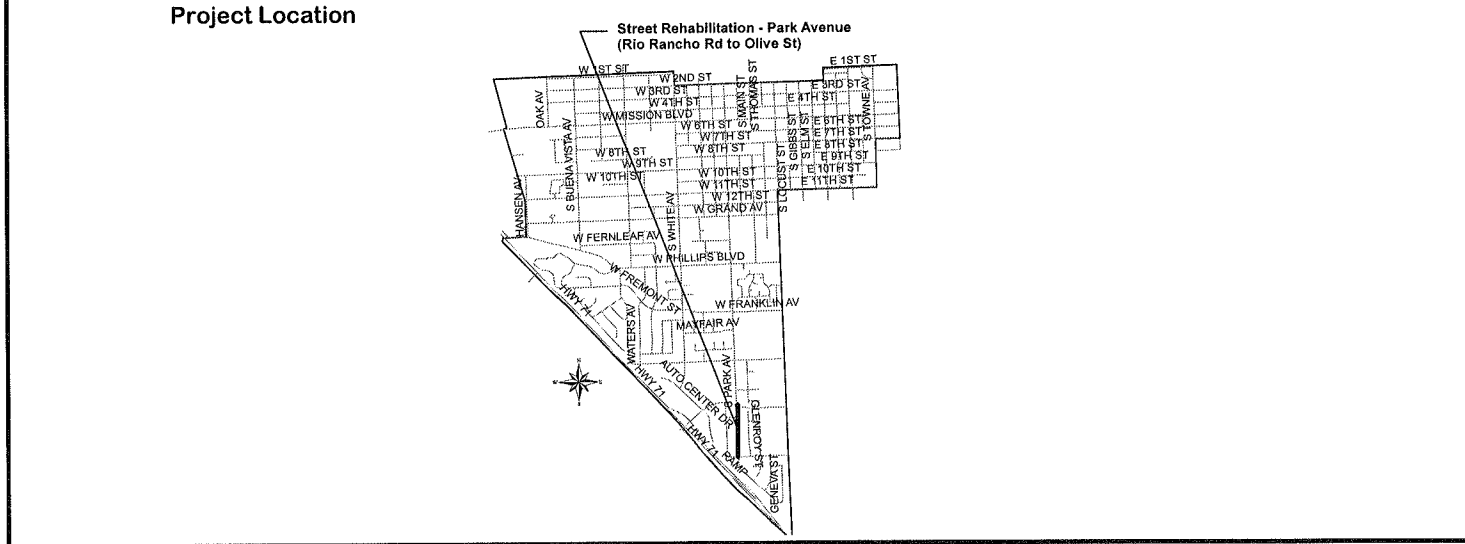
Cost by Project Categorization	Cost	Funding Summary	Impact on Future Operating Costs
Land Acquisition / Right of Way		Total Proj Cost \$ <u>168,300</u>	Increase <input type="checkbox"/> Annual Amt \$ _____
Engineering / Architecture	<u>8,000</u>	Total Funded \$ <u>168,300</u>	Decrease <input type="checkbox"/> Annual Amt \$ _____
Internal Costs (staff & operational expenses)	<u>12,000</u>	Total Unfunded \$ <u>-</u>	Minimal <input checked="" type="checkbox"/> Chg'd to fund # <u>101</u>
Construction	<u>136,300</u>	Restricted Funding <input checked="" type="checkbox"/> Yes <input type="checkbox"/> No	
Construction Mgmt / Inspection	<u>12,000</u>		
Other - Specify _____			
Total	<u>168,300</u>		

Funding Allocation

Funding Source(s)	YTD Costs as of 02/28/07	Remaining Budget	Fiscal 2007/08	Plan 2008/09	Plan 2009/10	Plan 2010/11	Plan Beyond 2011
Prop 42 (FY 03/04 & FY04/05)			159,000				
Prop A			9,300				
Total	-	-	168,300	-	-	-	-

Proposed Unfunded Project Costs

--	--	--	--	--	--	--	--



CITY OF POMONA
Capital Improvement Program Project Details

Project Title: Street Rehabilitation - Pomona Boulevard (Temple Ave to Pioneer Pl)

Project Description: This project will provide for the pavement rehabilitation of Pomona Boulevard from Temple Avenue to Pioneer Place.

Project Number:
 421-2590-XXXXX-81024

Department / Division
 PW/Engineering

Council District: <input checked="" type="checkbox"/> - 1 <input type="checkbox"/> - 2 <input type="checkbox"/> - 3 <input type="checkbox"/> - 4 <input type="checkbox"/> - 5 <input type="checkbox"/> - 6 <input type="checkbox"/> Citywide <input checked="" type="checkbox"/> Council Request	Project Status: <input type="checkbox"/> New <input type="checkbox"/> Pending <input type="checkbox"/> RFP prepared <input type="checkbox"/> In design <input type="checkbox"/> Out to Bid <input checked="" type="checkbox"/> Under Construction	Changes from Prior Year: <input type="checkbox"/> No Change <input type="checkbox"/> Project Accelerated <input type="checkbox"/> Project Delayed <input type="checkbox"/> Additional Approp <input checked="" type="checkbox"/> Decrease Approp	Project Statistics: Project related to: <input checked="" type="checkbox"/> Safety & Health <input type="checkbox"/> Masterplan <input checked="" type="checkbox"/> Council Goal <u>Maint & Improve Infrastructure</u> Origination Yr: FY03/04 Yr Amended: FY05/06 % Completed: 93%
--	--	--	---

Financial Requirements:

Cost by Project Categorization	Cost	Funding Summary	Impact on Future Operating Costs
Land Acquisition / Right of Way		Total Proj Cost \$ 2,237,449	Increase <input type="checkbox"/> Annual Amt \$ _____
Engineering / Architecture	245,000	Total Funded \$ 2,237,449	Decrease <input type="checkbox"/> Annual Amt \$ _____
Internal Costs (staff & operational expenses)	325,000	Total Unfunded \$ -	Minimal <input checked="" type="checkbox"/> Chg'd to fund # 101
Construction	1,257,449	Restricted Funding <input checked="" type="checkbox"/> Yes <input type="checkbox"/> No	
Construction Mgmt / Inspection	165,000		
Other - Specify	245,000		
Total	2,237,449		

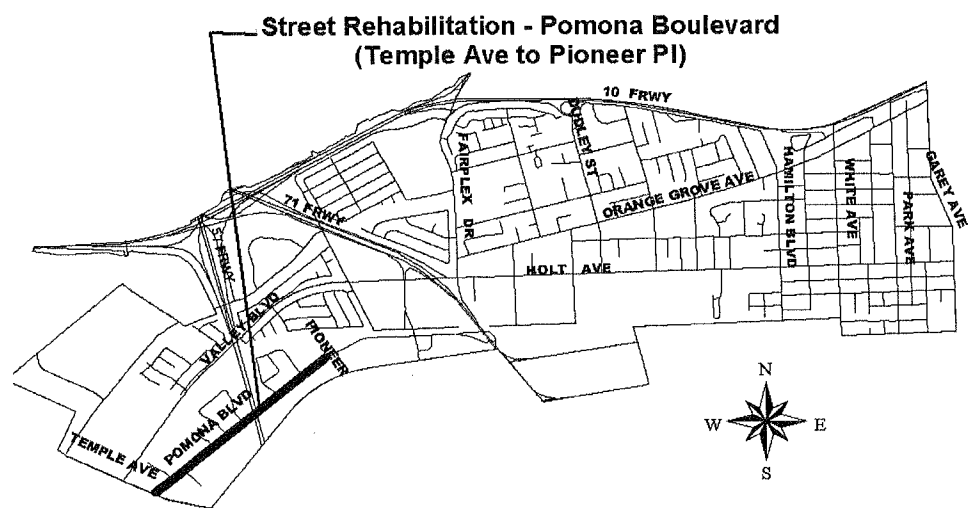
Funding Allocation

Funding Source(s)	YTD Costs as of 02/28/07	Remaining Budget	Fiscal 2007/08	Plan 2008/09	Plan 2009/10	Plan 2010/11	Plan Beyond 2011
Series "W" Bonds	1,263,000						
Series "AG" Bonds	807,530	166,919					
Total	2,070,530	166,919	-	-	-	-	-

Proposed Unfunded Project Costs

--	--	--	--	--	--	--	--

Project Location



CITY OF POMONA
Capital Improvement Program Project Details

Project Title: Street Rehabilitation - Slurry Seal Various Locations District 1

Project Description: This project provides for rehabilitation of various streets as follows: Slurry Seal - Commercial Street, Hamilton Avenue to Newman Street; Monterey Avenue, Garey Avenue to Thomas Street; Currier Street, Holt Avenue to Laurel Avenue. Overlay - Ridgeway Street, Valley Boulevard to Mt. Vernon Avenue; Oxford Place, Canterbury Avenue to south end of cul de sac; Union Avenue, 550 N. Mt. Vernon Avenue to Holt Avenue; Second Street, White Avenue to Cypress Street.

Project Number:
223-2590-XXXXX-67880

Department / Division
PW/Engineering

Council District: <input checked="" type="checkbox"/> - 1 <input type="checkbox"/> - 2 <input type="checkbox"/> - 3 <input type="checkbox"/> - 4 <input type="checkbox"/> - 5 <input type="checkbox"/> - 6 <input type="checkbox"/> Citywide <input checked="" type="checkbox"/> Council Request	Project Status: <input type="checkbox"/> New <input checked="" type="checkbox"/> Pending <input type="checkbox"/> RFP prepared <input type="checkbox"/> In design <input type="checkbox"/> Out to Bid <input type="checkbox"/> Under Construction	Changes from Prior Year: <input checked="" type="checkbox"/> No Change <input type="checkbox"/> Project Accelerated <input type="checkbox"/> Project Delayed <input type="checkbox"/> Additional Approp <input type="checkbox"/> Decrease Approp	Project Statistics: Project related to: <input type="checkbox"/> Safety & Health <input checked="" type="checkbox"/> Masterplan <u>Pavement Mgmt System</u> <input checked="" type="checkbox"/> Council Goal <u>Maint & Improve Infrastructure</u> Origination Yr: <u>FY06/07</u> Yr Amended: <u>N/A</u> % Completed: <u>10%</u>
--	--	--	--

Financial Requirements:

Cost by Project Categorization	Cost	Funding Summary	Impact on Future Operating Costs
Land Acquisition / Right of Way		Total Proj Cost \$ <u>183,200</u>	Increase <input type="checkbox"/> Annual Amt \$ _____
Engineering / Architecture	<u>8,000</u>	Total Funded \$ <u>183,200</u>	Decrease <input type="checkbox"/> Annual Amt \$ _____
Internal Costs (staff & operational expenses)		Total Unfunded \$ <u>-</u>	Minimal <input checked="" type="checkbox"/> Chg'd to fund # <u>101</u>
Construction	<u>160,000</u>	Restricted Funding <input checked="" type="checkbox"/> Yes <input type="checkbox"/> No	
Construction Mgmt / Inspection	<u>15,200</u>		
Other - Specify _____			
Total	<u>183,200</u>		

Funding Allocation

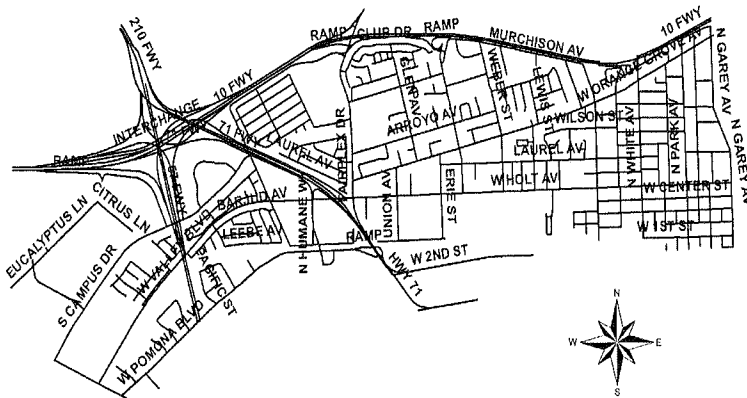
Funding Source(s)	YTD Costs as of 02/28/07	Remaining Budget	Fiscal 2007/08	Plan 2008/09	Plan 2009/10	Plan 2010/11	Plan Beyond 2011
Prop 42 (FY 2005/06)	2,402						
STPL		75,112					
Series "AG" Bonds		105,686					
Total	2,402	180,798	-	-	-	-	-

Proposed

Unfunded Project Costs

Project Location

**Street Rehabilitation - Slurry Seal
 Various Locations District 1**



CITY OF POMONA
Capital Improvement Program Project Details

Project Title: Street/Sidewalks - District 1 and 2

Project Description: This project will provide for the construction of sidewalk, curb, gutter, drive approaches and curb access ramps in Districts 1 and 2. District 1: Sidewalk around Kellogg School (\$15,000) District 2: Sidewalk: 2-16 (Sixth St: Myrtle to Hamilton); 2-46 (Grand: e/o White), 2-48 (Rebecca: 11th St to 12th St), 2-19 (7th St.: Buena Vista to Myrtle) and 2-56 (8th St.: Parcels to Park).

Project Number:
 213-2590-XXXXX-64590
 Department / Division
 PW/Engineering

Council District: <input checked="" type="checkbox"/> - 1 <input checked="" type="checkbox"/> - 2 <input type="checkbox"/> - 3 <input type="checkbox"/> - 4 <input type="checkbox"/> - 5 <input type="checkbox"/> - 6 <input type="checkbox"/> Citywide <input checked="" type="checkbox"/> Council Request	Project Status: <input checked="" type="checkbox"/> New <input type="checkbox"/> Pending <input type="checkbox"/> In design <input type="checkbox"/> RFP prepared <input type="checkbox"/> Out to Bid <input type="checkbox"/> Under Construction	Changes from Prior Year: <input type="checkbox"/> No Change <input type="checkbox"/> Project Accelerated <input type="checkbox"/> Project Delayed <input type="checkbox"/> Additional Approp <input type="checkbox"/> Decrease Approp	Project Statistics: Project related to: <input checked="" type="checkbox"/> Safety & Health <input type="checkbox"/> Masterplan <input checked="" type="checkbox"/> Council Goal <u>Maint & Improve Infrastructure</u> Origination Yr: FY07/08 Yr Amended: N/A % Completed: 0%
---	--	---	--

Financial Requirements:

Cost by Project Categorization	Cost	Funding Summary	Impact on Future Operating Costs
Land Acquisition / Right of Way		Total Proj Cost \$ 222,720	Increase <input type="checkbox"/> Annual Amt \$
Engineering / Architecture	15,000	Total Funded \$ 222,720	Decrease <input type="checkbox"/> Annual Amt \$
Internal Costs (staff & operational expenses)	10,000	Total Unfunded \$ -	Minimal <input checked="" type="checkbox"/> Chg'd to fund # 101
Construction	182,720	Restricted Funding <input checked="" type="checkbox"/> Yes <input type="checkbox"/> No	
Construction Mgmt / Inspection	10,000		
Other - Specify Labor Compliance	5,000		
Total	222,720		

Funding Allocation

Funding Source(s)	YTD Costs as of 02/28/07	Remaining Budget	Fiscal 2007/08	Plan 2008/09	Plan 2009/10	Plan 2010/11	Plan Beyond 2011
CDBG (111-64590)			15,000				
CDBG (112-64590)			207,720				
Total	-	-	222,720	-	-	-	-

Proposed

Unfunded Project Costs

Project Location

Street/Sidewalks - District 1 and 2



CITY OF POMONA
Capital Improvement Program Project Details

Project Title: **Street/Sidewalks - District 3 and 4**

Project Description: This project will provide for the construction of street improvements in District 3 and 4. The improvements will include asphalt pavement, concrete "V" gutters, manhole adjustments, alley approaches, directional handicap ramps, grading and removals. The streets are: District 3: Phillips (Towne - Reservoir); Grand (Garey - Towne) & Towne (11th to Phillips) District 4: San Antonio (R/R - Columbia); Monterey (Reservoir to Mtn View, north side); Jefferson (Garey to Palomares & Towne (Holt to Monterey).

Project Number:
 213-2590-XXXXX-64492
 Department / Division
 PW/Engineering

Council District: <input type="checkbox"/> - 1 <input type="checkbox"/> - 2 <input checked="" type="checkbox"/> - 3 <input checked="" type="checkbox"/> - 4 <input type="checkbox"/> - 5 <input type="checkbox"/> - 6 <input type="checkbox"/> Citywide <input type="checkbox"/> Council Request	Project Status: <input type="checkbox"/> New <input checked="" type="checkbox"/> Pending <input type="checkbox"/> In design <input type="checkbox"/> RFP prepared <input type="checkbox"/> Out to Bid <input type="checkbox"/> Under Construction	Changes from Prior Year: <input checked="" type="checkbox"/> No Change <input type="checkbox"/> Project Accelerated <input type="checkbox"/> Project Delayed <input type="checkbox"/> Additional Approp <input type="checkbox"/> Decrease Approp	Project Statistics: Project related to: Origination Yr: FY05/06 <input checked="" type="checkbox"/> Safety & Health Yr Amended: FY06/07 <input type="checkbox"/> Masterplan % Completed: 10% <input checked="" type="checkbox"/> Council Goal <u>Maint & Improve Infrastructure</u>
--	--	--	---

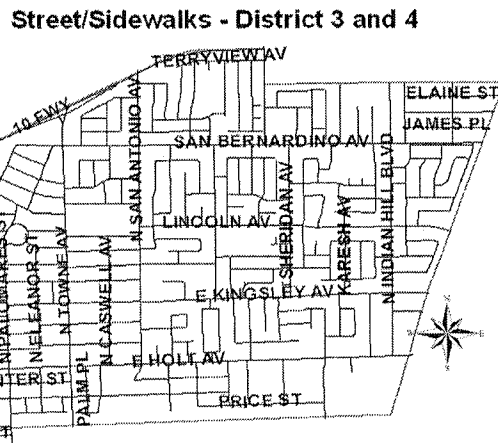
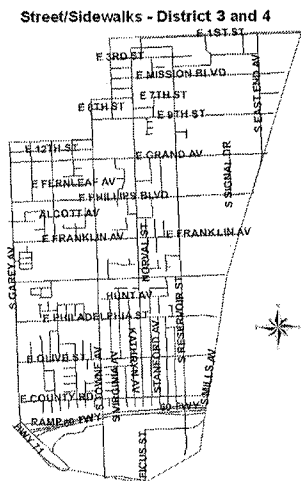
Financial Requirements:			
Cost by Project Categorization	Cost	Funding Summary	Impact on Future Operating Costs
Land Acquisition / Right of Way		Total Proj Cost \$ 283,569	Increase <input type="checkbox"/> Annual Amt \$
Engineering / Architecture	36,000	Total Funded \$ 283,569	Decrease <input type="checkbox"/> Annual Amt \$
Internal Costs (staff & operational expenses)	18,000	Total Unfunded \$ -	Minimal <input checked="" type="checkbox"/> Chg'd to fund # 101
Construction	191,569	Restricted Funding <input checked="" type="checkbox"/> Yes <input type="checkbox"/> No	
Construction Mgmt / Inspection	18,000		
Other - Specify Labor Compliance	20,000		
Total	283,569		

Funding Allocation

Funding Source(s)	YTD Costs as of 02/28/07	Remaining Budget	Fiscal 2007/08	Plan 2008/09	Plan 2009/10	Plan 2010/11	Plan Beyond 2011
CDBG (113-64492)	360						
Capital Outlay		12,553					
Series "AG" Bonds		270,656					
Total	360	283,209	-	-	-	-	-

Proposed Unfunded Project Costs

Project Location



CITY OF POMONA
Capital Improvement Program Project Details

Project Title: Streetscape - Downtown Area

Project Description: This project will provide the design and construction of various street and sidewalk improvements including landscaping, hardscaping, intersectional and other functional as well as aesthetic elements which will improve both pedestrian mobility and vehicular circulation throughout the Central Business District (CBD).

Project Number:
 480-6725-XXXXX-72042
 Department / Division
 RDA & PW/Engineering

Council District: <input checked="" type="checkbox"/> - 1 <input checked="" type="checkbox"/> - 2 <input type="checkbox"/> - 3 <input checked="" type="checkbox"/> - 4 <input type="checkbox"/> - 5 <input type="checkbox"/> - 6 <input type="checkbox"/> Citywide <input type="checkbox"/> Council Request	Project Status: <input type="checkbox"/> New <input checked="" type="checkbox"/> Pending <input type="checkbox"/> RFP prepared <input type="checkbox"/> In design <input type="checkbox"/> Out to Bid <input type="checkbox"/> Under Construction	Changes from Prior Year: <input checked="" type="checkbox"/> No Change <input type="checkbox"/> Project Accelerated <input type="checkbox"/> Project Delayed <input type="checkbox"/> Additional Approp <input type="checkbox"/> Decrease Approp	Project Statistics: Project related to: <input checked="" type="checkbox"/> Safety & Health <input type="checkbox"/> Masterplan <input checked="" type="checkbox"/> Council Goal <u>Maint & Improve Infrastructure</u> Origination Yr: FY01/02 Yr Amended: FY05/06 % Completed: 2%
---	--	--	--

Financial Requirements:

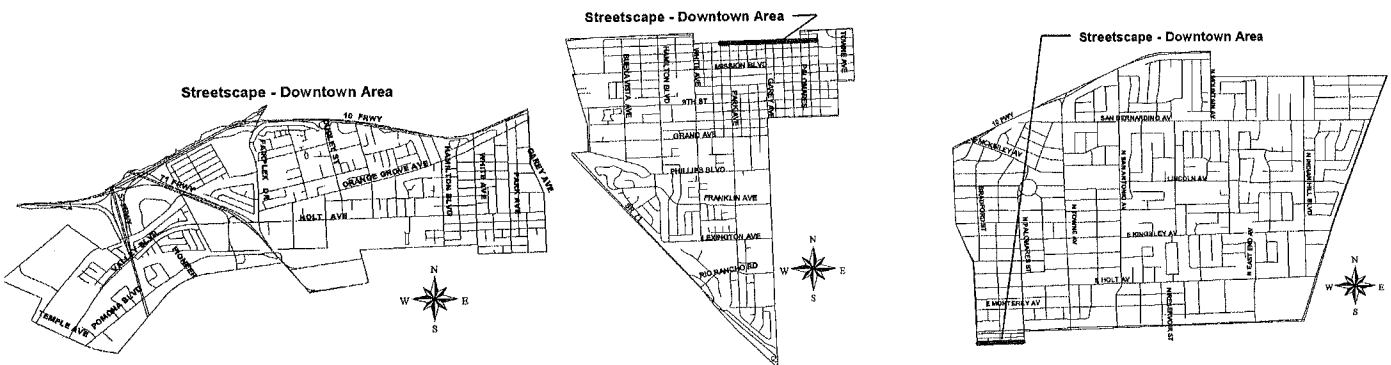
Cost by Project Categorization	Cost	Funding Summary	Impact on Future Operating Costs
Land Acquisition / Right of Way		Total Proj Cost \$ <u>614,750</u>	Increase <input checked="" type="checkbox"/> Annual Amt \$ <u>30,000</u>
Engineering / Architecture	<u>43,485</u>	Total Funded \$ <u>614,750</u>	Decrease <input type="checkbox"/> Annual Amt \$ _____
Internal Costs (staff & operational expenses)	<u>2,000</u>	Total Unfunded \$ <u>-</u>	Minimal <input type="checkbox"/> Chg'd to fund # <u>101</u>
Construction	<u>500,000</u>	Restricted Funding <input checked="" type="checkbox"/> Yes <input type="checkbox"/> No	
Construction Mgmt / Inspection	<u>56,100</u>		
Other - Specify	<u>13,165</u>		
Total	614,750		


Funding Allocation

Funding Source(s)	YTD Costs as of 02/28/07	Remaining Budget	Fiscal 2007/08	Plan 2008/09	Plan 2009/10	Plan 2010/11	Plan Beyond 2011
Series "AD" Bonds	15,038	599,712					
Total	15,038	599,712	-	-	-	-	-

Proposed Unfunded Project Costs

Project Location







THIS PAGE INTENTIONALLY LEFT BLANK





Partially Funded Projects



CITY OF POMONA
Capital Improvement Program Project Details

Project Title: Alley Improvements - District 6 (CDBG)

Project Description: This project provides for the construction of alley improvements at the following locations: # 6-75, Ramsey Way to Rollins Way; # 6-79, Larchmont Street to Los Flores Street; #6-80, Los Flores Street to Mountain.

Project Number:
116-2590-XXXXX-64546

Department / Division
PW/Engineering

Council District: <input type="checkbox"/> - 1 <input type="checkbox"/> - 2 <input type="checkbox"/> - 3 <input type="checkbox"/> - 4 <input type="checkbox"/> - 5 <input checked="" type="checkbox"/> - 6 <input type="checkbox"/> Citywide <input checked="" type="checkbox"/> Council Request	Project Status: <input type="checkbox"/> New <input checked="" type="checkbox"/> Pending <input type="checkbox"/> RFP prepared <input type="checkbox"/> In design <input type="checkbox"/> Out to Bid <input type="checkbox"/> Under Construction	Changes from Prior Year: <input checked="" type="checkbox"/> No Change <input type="checkbox"/> Project Accelerated <input type="checkbox"/> Project Delayed <input type="checkbox"/> Additional Approp <input type="checkbox"/> Decrease Approp	Project Statistics: Project related to: _____ <input type="checkbox"/> Safety & Health <input checked="" type="checkbox"/> Masterplan <u>Alley Improvements</u> <input checked="" type="checkbox"/> Council Goal <u>Maint & Improve Infrastructure</u> Origination Yr: FY06/07 Yr Amended: FY06/07 % Completed: 0%
--	--	--	--

Financial Requirements:

Cost by Project Categorization	Cost	Funding Summary	Impact on Future Operating Costs
Land Acquisition / Right of Way		Total Proj Cost \$ 259,000	Increase <input type="checkbox"/> Annual Amt \$ _____
Engineering / Architecture	18,000	Total Funded \$ 138,000	Decrease <input type="checkbox"/> Annual Amt \$ _____
Internal Costs (staff & operational expenses)	24,000	Total Unfunded \$ 121,000	Minimal <input checked="" type="checkbox"/> Chg'd to fund # 101
Construction	196,000	Restricted Funding <input checked="" type="checkbox"/> Yes <input type="checkbox"/> No	
Construction Mgmt / Inspection	18,000		
Other - Geotech, Environmental, Survey, Labor Compliance	3,000		
Total	259,000		

Funding Allocation

Funding Source(s)	YTD Costs as of 02/28/07	Remaining Budget	Fiscal 2007/08	Plan 2008/09	Plan 2009/10	Plan 2010/11	Plan Beyond 2011
CDBG (116-64546)		138,000					
Total	-	138,000	-	-	-	-	-

Proposed							
Unfunded Project Costs							121,000

Project Location



CITY OF POMONA
Capital Improvement Program Project Details

Project Title: Alley Improvements - Hamilton Boulevard Area

Project Description: This project provides for the construction of alley improvements at the following locations: #12, Randolph Street to Grove Avenue; #13, Hamilton Boulevard to Alley 13; #34, Hamilton Boulevard to Alley 35; #23, Wilson Street south; #36, Hamilton Boulevard to Huntington Boulevard, south of Williams; #38, Texas Street to Laurel Avenue; #18, Wilson Street to Randolph Street; #35, Laurel Avenue to Williams Street, west of Huntington; #17, Hamilton Boulevard to Alley 18; & #39, Alley 38 to White Avenue.

Project Number:
 422-2590-XXXXX-83004
 Department / Division
 PW/Engineering

Council District: <input checked="" type="checkbox"/> - 1 <input type="checkbox"/> - 2 <input type="checkbox"/> - 3 <input type="checkbox"/> - 4 <input type="checkbox"/> - 5 <input type="checkbox"/> - 6 <input type="checkbox"/> Citywide <input checked="" type="checkbox"/> Council Request	Project Status: <input type="checkbox"/> New <input checked="" type="checkbox"/> Pending <input type="checkbox"/> RFP prepared <input type="checkbox"/> In design <input type="checkbox"/> Out to Bid <input type="checkbox"/> Under Construction	Changes from Prior Year: <input type="checkbox"/> No Change <input type="checkbox"/> Project Accelerated <input type="checkbox"/> Project Delayed <input type="checkbox"/> Additional Approp <input type="checkbox"/> Decrease Approp	Project Statistics: Project related to: <input type="checkbox"/> Safety & Health <input checked="" type="checkbox"/> Masterplan <u>Alley Improvements</u> <input checked="" type="checkbox"/> Council Goal <u>Maint & Improve Infrastructure</u> Origination Yr: FY06/07 Yr Amended: FY07/08 % Completed: 0%
--	--	---	--

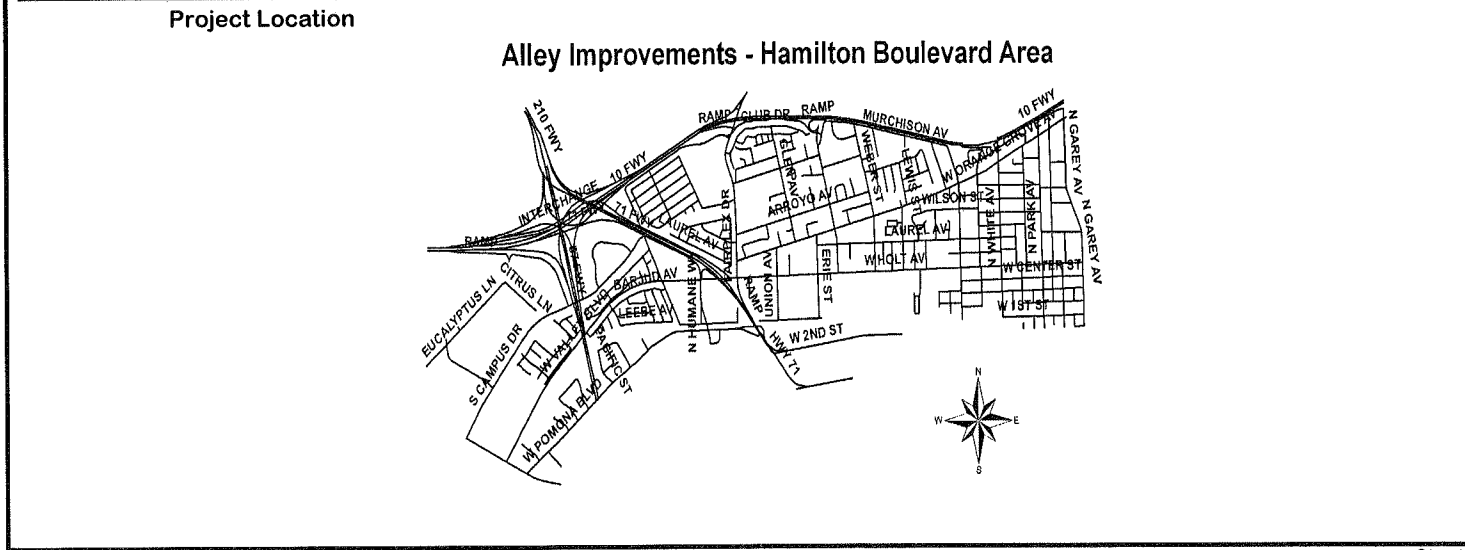
Financial Requirements:

Cost by Project Categorization	Cost	Funding Summary	Impact on Future Operating Costs
Land Acquisition / Right of Way		Total Proj Cost \$ 482,000	Increase <input type="checkbox"/> Annual Amt \$ _____
Engineering / Architecture	33,000	Total Funded \$ 204,938	Decrease <input type="checkbox"/> Annual Amt \$ _____
Internal Costs (staff & operational expenses)	48,000	Total Unfunded \$ 277,062	Minimal <input checked="" type="checkbox"/> Chg'd to fund # 101
Construction	364,000	Restricted Funding <input checked="" type="checkbox"/> Yes <input type="checkbox"/> No	
Construction Mgmt / Inspection	33,000		
Other - Geotech, Environmental, Survey	4,000		
Total	482,000		

Funding Allocation

Funding Source(s)	YTD Costs as of 02/28/07	Remaining Budget	Fiscal 2007/08	Plan 2008/09	Plan 2009/10	Plan 2010/11	Plan Beyond 2011
Series "AN" Bonds		204,938					
Total	-	204,938	-	-	-	-	-

Proposed Unfunded Project Costs	277,062
--	---------



CITY OF POMONA
Capital Improvement Program Project Details

Project Title: **Alley Improvements - Various Street Locations District 4**

Project Description: This project provides for the construction of alley improvements at the following locations: #31 Adams-San Bernardino; #32 Alley #31-33; #33 Adams-San Bernardino; #34 south of Adams, Gibbs to Palomares; #37 south of Madison, Gibbs to Palomares; #39 south of Roosevelt, Gibbs to Palomares; #87 south of Kingsley, Palomares to Linden; #98 Alley #99 to Alvarado; #99 south of Alvarado, Towne to Caswell; #105 west of Mountain View, Reeves to Alley #106; #106 north of Holt, Claremont Pl to Mountain View; #110 east of Loranne, Pasadena to Kingsley; #133 south of Holt, Arboleda to Loranne; #134 south of Hawthorne, San Antonio to Mountain View, #135, south of Hawthorne, Mountain View to Arboleda #130, south of Hawthorne, Arboleda to Loranne.

Project Number:
421-2590-XXXXX-81037
Department / Division
PW/Engineering

Council District: <input type="checkbox"/> - 1 <input type="checkbox"/> - 2 <input type="checkbox"/> - 3 <input checked="" type="checkbox"/> - 4 <input type="checkbox"/> - 5 <input type="checkbox"/> - 6 <input type="checkbox"/> Citywide <input checked="" type="checkbox"/> Council Request	Project Status: <input type="checkbox"/> New <input checked="" type="checkbox"/> Pending <input type="checkbox"/> RFP prepared <input type="checkbox"/> In design <input type="checkbox"/> Out to Bid <input type="checkbox"/> Under Construction	Changes from Prior Year: <input type="checkbox"/> No Change <input type="checkbox"/> Project Accelerated <input type="checkbox"/> Project Delayed <input checked="" type="checkbox"/> Additional Approp <input type="checkbox"/> Decrease Approp	Project Statistics: Project related to: _____ Origination Yr: FY06/07 <input type="checkbox"/> Safety & Health _____ Yr Amended: FY07/08 <input checked="" type="checkbox"/> Masterplan <u>Alley Improvement</u> % Completed: 0% <input checked="" type="checkbox"/> Council Goal <u>Maint.&Improve Infrastructure</u>
--	--	--	---

Financial Requirements:

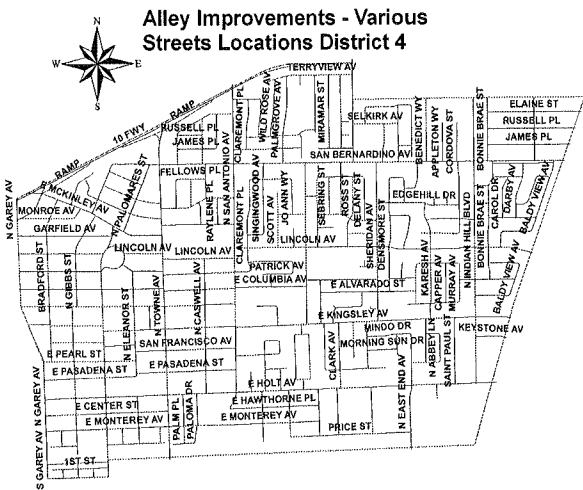
Cost by Project Categorization	Cost	Funding Summary	Impact on Future Operating Costs
Land Acquisition / Right of Way		Total Proj Cost \$ 991,000	Increase <input type="checkbox"/> Annual Amt \$ _____
Engineering / Architecture	68,000	Total Funded \$ 407,629	Decrease <input type="checkbox"/> Annual Amt \$ _____
Internal Costs (staff & operational expenses)	98,000	Total Unfunded \$ 583,371	Minimal <input checked="" type="checkbox"/> Chg'd to fund # 101
Construction	748,000	Restricted Funding <input checked="" type="checkbox"/> Yes <input type="checkbox"/> No	
Construction Mgmt / Inspection	68,000		
Other - Geotech, Environmental, Survey	9,000		
Total	991,000		

Funding Allocation

Funding Source(s)	YTD Costs as of 02/28/07	Remaining Budget	Fiscal 2007/08	Plan 2008/09	Plan 2009/10	Plan 2010/11	Plan Beyond 2011
Series "AG" Bonds	537	147,058	78,000				
Series "AN" Bonds	96	181,938					
Total	633	328,996	78,000	-	-	-	-

Proposed Unfunded Project Costs	583,371
--	---------

Project Location



CITY OF POMONA
Capital Improvement Program Project Details

Project Title: **Curb Ramps - District 1, 2, 3, 4, and 6 (FY 2004/05)**

Project Description: This project will provide for the construction of curb ramps in: District 1: 452 ramps; District 2: 397 ramps; District 3: 52 ramps; District 4: 680 ramps; District 6: 303 ramps.

Project Number:
213-2590-XXXX-64448

Department / Division
PW/Engineering

Council District: <input checked="" type="checkbox"/> - 1 <input checked="" type="checkbox"/> - 2 <input checked="" type="checkbox"/> - 3 <input checked="" type="checkbox"/> - 4 <input type="checkbox"/> - 5 <input checked="" type="checkbox"/> - 6 <input type="checkbox"/> Citywide <input type="checkbox"/> Council Request	Project Status: <input type="checkbox"/> New <input type="checkbox"/> Pending <input checked="" type="checkbox"/> In design <input type="checkbox"/> RFP prepared <input type="checkbox"/> Out to Bid <input type="checkbox"/> Under Construction	Changes from Prior Year: <input checked="" type="checkbox"/> No Change <input type="checkbox"/> Project Accelerated <input type="checkbox"/> Project Delayed <input type="checkbox"/> Additional Approp <input type="checkbox"/> Decrease Approp	Project Statistics: Project related to: Origination Yr: FY04/05 <input checked="" type="checkbox"/> Safety & Health Yr Amended: FY07/08 <input type="checkbox"/> Masterplan % Completed: 35% <input checked="" type="checkbox"/> Council Goal <u>Maint & Improve Infrastructure</u>
---	--	--	---

Financial Requirements:

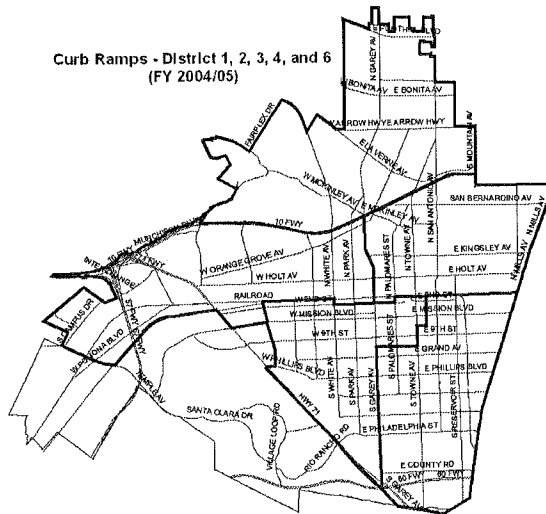
Cost by Project Categorization	Cost	Funding Summary	Impact on Future Operating Costs
Land Acquisition / Right of Way		Total Proj Cost \$ 4,710,000	Increase <input type="checkbox"/> Annual Amt \$ _____
Engineering / Architecture	50,000	Total Funded \$ 497,929	Decrease <input type="checkbox"/> Annual Amt \$ _____
Internal Costs (staff & operational expenses)	100,000	Total Unfunded \$ 4,212,071	Minimal <input checked="" type="checkbox"/> Chg'd to fund # 101
Construction	4,310,000	Restricted Funding <input checked="" type="checkbox"/> Yes <input checked="" type="checkbox"/> No	
Construction Mgmt / Inspection	200,000		
Other - Geotech, Survey, Environ., Labor Compliance	50,000		
Total	4,710,000		

Funding Allocation

Funding Source(s)	YTD Costs as of 02/28/07	Remaining Budget	Fiscal 2007/08	Plan 2008/09	Plan 2009/10	Plan 2010/11	Plan Beyond 2011
CDBG (111-64448)		46,922					
CDBG (113-64448)		68,824					
CDBG (114-64448)		75,096					
CDBG (116-64448)		101,964					
CDBG (117-64448)		98,662					
CDBG (213-64448)	2,824	103,637					
Total	2,824	495,105	-	-	-	-	-

Proposed							
Unfunded Project Costs							4,212,071

Project Location



CITY OF POMONA
Capital Improvement Program Project Details

Project Title: _____

Curb Ramps and Sidewalks - Citywide

Project Description: Pursuant to the American's with Disabilities Act, the City of Pomona is required, by federal law, to make reasonable accommodation for disabled persons, including curb along sidewalks. Funds will be used to construct curb ramps in locations prioritized by Council with the estimated maximum number of curb ramps to be constructed with present funding by district being: District 1: 20, District 2: 23, District 3: 17, District 4: 19 and District 6: 15.

Project Number:
 213-2590-XXXXX-64376

Department / Division
 PW/Engineering

Council District: <input type="checkbox"/> - 1 <input type="checkbox"/> - 2 <input type="checkbox"/> - 3 <input type="checkbox"/> - 4 <input type="checkbox"/> - 5 <input type="checkbox"/> - 6 <input checked="" type="checkbox"/> Citywide <input type="checkbox"/> Council Request	Project Status: <input type="checkbox"/> New <input type="checkbox"/> Pending <input type="checkbox"/> RFP prepared <input checked="" type="checkbox"/> In design <input type="checkbox"/> Out to Bid <input type="checkbox"/> Under Construction	Changes from Prior Year: <input checked="" type="checkbox"/> No Change <input type="checkbox"/> Project Accelerated <input type="checkbox"/> Project Delayed <input type="checkbox"/> Additional Approp <input type="checkbox"/> Decrease Approp	Project Statistics: Project related to: _____ <input checked="" type="checkbox"/> Safety & Health <input type="checkbox"/> Masterplan _____ <input checked="" type="checkbox"/> Council Goal <u>Maint & Improve Infrastructure</u>	Origination Yr: FY02/03 Yr Amended: N/A % Completed: 10%
---	--	--	---	--

Financial Requirements:

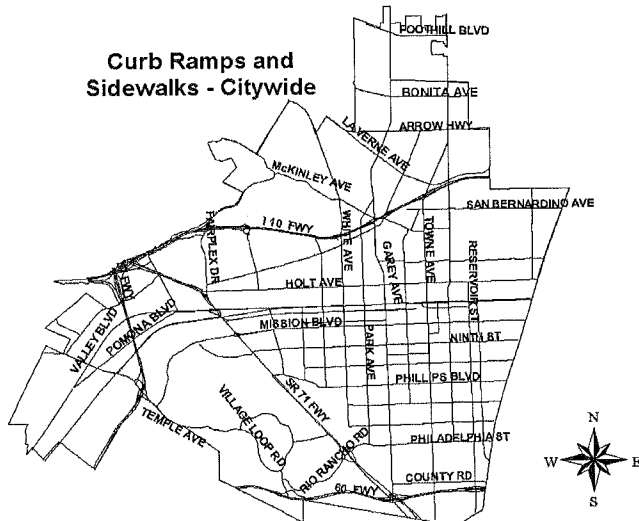
<i>Cost by Project Categorization</i>	<i>Cost</i>	<i>Funding Summary</i>	<i>Impact on Future Operating Costs</i>
Land Acquisition / Right of Way		Total Proj Cost \$ <u>3,500,000</u>	Increase <input type="checkbox"/> Annual Amt \$ _____
Engineering / Architecture	<u>242,300</u>	Total Funded \$ <u>154,000</u>	Decrease <input type="checkbox"/> Annual Amt \$ _____
Internal Costs (staff & operational expenses)	<u>128,950</u>	Total Unfunded \$ <u>3,346,000</u>	Minimal <input checked="" type="checkbox"/> Chg'd to fund # <u>101</u>
Construction	<u>2,886,450</u>	Restricted Funding <input checked="" type="checkbox"/> Yes <input type="checkbox"/> No	
Construction Mgmt / Inspection	<u>242,300</u>		
Other - Specify _____			
Total	<u>3,500,000</u>		

Funding Allocation

Funding Source(s)	YTD Costs as of 02/28/07	Remaining Budget	Fiscal 2007/08	Plan 2008/09	Plan 2009/10	Plan 2010/11	Plan Beyond 2011
CDBG (213-64376)		154,000					
Total	-	154,000	-	-	-	-	-

Proposed Unfunded Project Costs			250,000	250,000	250,000	2,596,000
--	--	--	---------	---------	---------	-----------

Project Location



CITY OF POMONA
Capital Improvement Program Project Details

Project Title: **Curb Ramps and Sidewalks - District 3 (Phase II)**

Project Description: This project will provide for the construction of curb ramps and sidewalks in District 3 at the following locations: Eleanor Street (11th St to Penmar Ln), Fernleaf Avenue (Palomares St to Towne Ave), Grand Avenue (San Antonio Ave to SPRR), Palomares St. (11th St to Phillips Blvd), Phillips Boulevard (Garey Ave to Palomares St), Phillips Boulevard (Towne Ave to San Antonio Ave), Phillips Boulevard (Reservoir St to Signal Dr), Reservoir Street (Mission Blvd to Transit Ave), San Antonio Avenue (Mission Blvd to Ninth St), Towne Avenue (11th St to Grand Ave), Third Street (San Antonio Ave to SPRR), Seventh Street (East End Ave to CL/SB CoL), 8th Street (South Towne Ave to Caswell Ave), 9th Street (South Towne Ave to Caswell Ave) and 12th Street (Palomares St to Towne Ave).

Project Number:
 113-2590-XXXXX-64486
 Department / Division
 PW/Engineering

Council District: <input type="checkbox"/> - 1 <input type="checkbox"/> - 2 <input checked="" type="checkbox"/> - 3 <input type="checkbox"/> - 4 <input type="checkbox"/> - 5 <input type="checkbox"/> - 6 <input type="checkbox"/> Citywide <input type="checkbox"/> Council Request	Project Status: <input type="checkbox"/> New <input type="checkbox"/> Pending <input type="checkbox"/> RFP prepared <input checked="" type="checkbox"/> In design <input type="checkbox"/> Out to Bid <input type="checkbox"/> Under Construction	Changes from Prior Year: <input checked="" type="checkbox"/> No Change <input type="checkbox"/> Project Accelerated <input type="checkbox"/> Project Delayed <input type="checkbox"/> Additional Approp <input type="checkbox"/> Decrease Approp	Project Statistics: Project related to: <input checked="" type="checkbox"/> Safety & Health <input type="checkbox"/> Masterplan <input checked="" type="checkbox"/> Council Goal <u>Maintain & Improve Infrastructure</u> Origination Yr: FY05/06 Yr Amended: FY05/06 % Completed: 40%
---	--	--	--

Financial Requirements:

Cost by Project Categorization	Cost	Funding Summary	Impact on Future Operating Costs
Land Acquisition / Right of Way		Total Proj Cost \$ 800,000	Increase <input type="checkbox"/> Annual Amt \$
Engineering / Architecture	53,000	Total Funded \$ 426,172	Decrease <input type="checkbox"/> Annual Amt \$
Internal Costs (staff & operational expenses)	50,000	Total Unfunded \$ 373,828	Minimal <input checked="" type="checkbox"/> Chg'd to fund # 101
Construction	620,000	Restricted Funding <input checked="" type="checkbox"/> Yes <input type="checkbox"/> No	
Construction Mgmt / Inspection	53,000		
Other - Geotech, Survey, Environ., Labor Compliance	24,000		
Total	800,000		

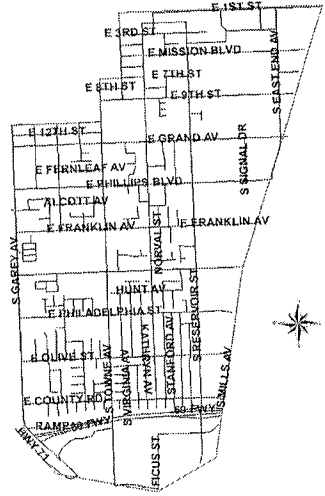
Funding Allocation

Funding Source(s)	YTD Costs as of 02/28/07	Remaining Budget	Fiscal 2007/08	Plan 2008/09	Plan 2009/10	Plan 2010/11	Plan Beyond 2011
CDBG (113-64486)	21,267	81,043	160,862				
CDBG (117-64486)		10,000					
CDBG (213-64486)		100,000					
Series "AG" Bonds		53,000					
Total	21,267	244,043	160,862	-	-	-	-

Proposed							
Unfunded Project Costs							373,828

Project Location

Curb Ramps and Sidewalks - District 3 (Phase II)



CITY OF POMONA
Capital Improvement Program Project Details

Project Title: Drainage Improvements - Penmar Lane (Palomares St to Eleanor St)

Project Description: Penmar Lane presently dead-ends to the west of Eleanor Street without cul-de-sacs or needed drainage improvements towards Palomares Street. This project will provide for the construction of drainage improvements in an existing half-width street right-of-way.

Project Number:
421-2590-XXXXX-81043
Department / Division
PW/Engineering

Council District: <input type="checkbox"/> - 1 <input type="checkbox"/> - 2 <input checked="" type="checkbox"/> - 3 <input type="checkbox"/> - 4 <input type="checkbox"/> - 5 <input type="checkbox"/> - 6 <input type="checkbox"/> Citywide <input type="checkbox"/> Council Request	Project Status: <input checked="" type="checkbox"/> New <input type="checkbox"/> Pending <input type="checkbox"/> In design <input type="checkbox"/> RFP prepared <input type="checkbox"/> Out to Bid <input type="checkbox"/> Under Construction	Changes from Prior Year: <input type="checkbox"/> No Change <input type="checkbox"/> Project Accelerated <input type="checkbox"/> Project Delayed <input type="checkbox"/> Additional Approp <input type="checkbox"/> Decrease Approp	Project Statistics: Project related to: <input checked="" type="checkbox"/> Safety & Health <input type="checkbox"/> Masterplan <input checked="" type="checkbox"/> Council Goal <u>Maint & Improve Infrastructure</u> Origination Yr: FY07/08 Yr Amended: N/A % Completed: 0%
---	--	---	--

Financial Requirements:

Cost by Project Categorization	Cost	Funding Summary	Impact on Future Operating Costs
Land Acquisition / Right of Way		Total Proj Cost \$ 351,100	Increase <input type="checkbox"/> Annual Amt \$
Engineering / Architecture	23,500	Total Funded \$ 330,890	Decrease <input type="checkbox"/> Annual Amt \$
Internal Costs (staff & operational expenses)	23,500	Total Unfunded \$ 20,210	Minimal <input checked="" type="checkbox"/> Chg'd to fund # 101
Construction	278,100	Restricted Funding <input checked="" type="checkbox"/> Yes <input type="checkbox"/> No	
Construction Mgmt / Inspection	23,500		
Other - Environmental	2,500		
Total	351,100		

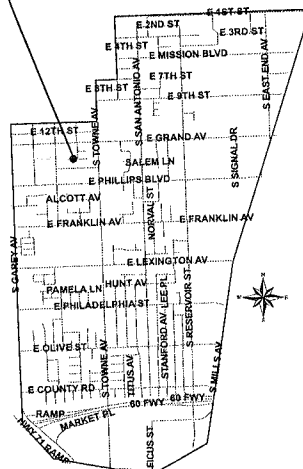
Funding Allocation

Funding Source(s)	YTD Costs as of 02/28/07	Remaining Budget	Fiscal 2007/08	Plan 2008/09	Plan 2009/10	Plan 2010/11	Plan Beyond 2011
Series "AG" Bonds		330,890					
Total	-	330,890	-	-	-	-	-

Proposed							
Unfunded Project Costs				20,210			

Project Location

Drainage Improvements - Penmar Lane
(Palomares St to Eleanor St)



CITY OF POMONA
Capital Improvement Program Project Details

Project Title: Pavement Management Program

Project Description: This project will provide for development and implementation of a pavement management system. It is a systematic process that provides, analyzes, and summarizes pavement information for use in selecting and implementing cost-effective pavement construction, rehabilitation, and maintenance programs and projects. Once developed, the pavement data will need to be surveyed and updated annually.

Project Number:
 421-2590-XXXXX-81044

Department / Division
 PW/Engineering

Council District: <input type="checkbox"/> - 1 <input type="checkbox"/> - 2 <input type="checkbox"/> - 3 <input type="checkbox"/> - 4 <input type="checkbox"/> - 5 <input type="checkbox"/> - 6 <input checked="" type="checkbox"/> Citywide <input type="checkbox"/> Council Request	Project Status: <input type="checkbox"/> New <input type="checkbox"/> Pending <input checked="" type="checkbox"/> RFP prepared <input type="checkbox"/> In design <input type="checkbox"/> Out to Bid <input type="checkbox"/> Under Construction	Changes from Prior Year: <input checked="" type="checkbox"/> No Change <input type="checkbox"/> Project Accelerated <input type="checkbox"/> Project Delayed <input type="checkbox"/> Additional Approp <input type="checkbox"/> Decrease Approp	Project Statistics: Project related to: _____ <input type="checkbox"/> Safety & Health <input type="checkbox"/> Masterplan _____ <input checked="" type="checkbox"/> Council Goal <u>Main & Improve Infrastructure</u> Origination Yr: FY06/07 Yr Amended: N/A % Completed: 0%
---	--	--	--

Financial Requirements:

Cost by Project Categorization	Cost	Funding Summary	Impact on Future Operating Costs
Land Acquisition / Right of Way		Total Proj Cost \$ 100,000	Increase <input checked="" type="checkbox"/> Annual Amt \$ 15,000
Engineering / Architecture	85,000	Total Funded \$ 82,390	Decrease <input type="checkbox"/> Annual Amt \$ _____
Internal Costs (staff & operational expenses)	15,000	Total Unfunded \$ 17,610	Minimal <input type="checkbox"/> Chg'd to fund # _____
Construction		Restricted Funding <input type="checkbox"/> Yes <input type="checkbox"/> No	
Construction Mgmt / Inspection			
Other - Specify _____			
Total	100,000		

Funding Allocation

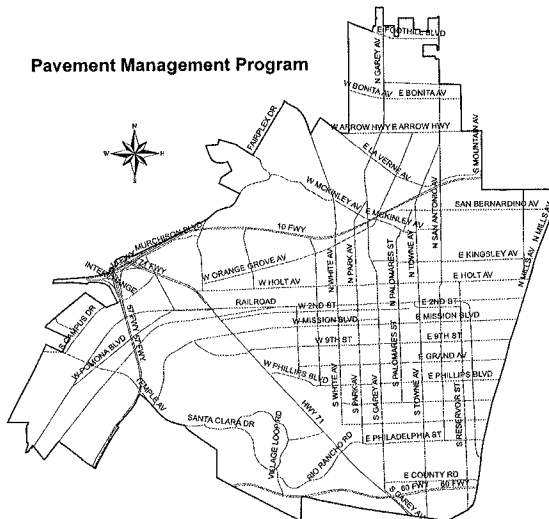
Funding Source(s)	YTD Costs as of 2/28/07	Remaining Budget	Fiscal 2007/08	Plan 2008/09	Plan 2009/10	Plan 2010/11	Plan Beyond 2011
Series "AG" Bonds		82,390					
Total	-	82,390	-	-	-	-	-

Proposed Unfunded Project Costs				17,610			
--	--	--	--	--------	--	--	--

Project Location

City wide

Pavement Management Program



CITY OF POMONA
Capital Improvement Program Project Details

Project Title: **Sidewalks - District 2**

Project Description: This project will construct missing sidewalk on Sixth Street, Eighth Street, and Currier Street west of Buena Vista Avenue, and on Tenth Street west of Hamilton Boulevard.

Project Number:
 418-2590-XXXXX-76016

Department / Division
 PW/Engineering

Council District: <input type="checkbox"/> - 1 <input checked="" type="checkbox"/> - 2 <input type="checkbox"/> - 3 <input type="checkbox"/> - 4 <input type="checkbox"/> - 5 <input type="checkbox"/> - 6 <input type="checkbox"/> Citywide <input type="checkbox"/> Council Request	Project Status: <input type="checkbox"/> New <input type="checkbox"/> Pending <input type="checkbox"/> RFP prepared <input checked="" type="checkbox"/> In design <input type="checkbox"/> Out to Bid <input type="checkbox"/> Under Construction	Changes from Prior Year: <input type="checkbox"/> No Change <input type="checkbox"/> Project Accelerated <input type="checkbox"/> Project Delayed <input checked="" type="checkbox"/> Additional Approp <input type="checkbox"/> Decrease Approp	Project Statistics: Project related to: _____ <input checked="" type="checkbox"/> Safety & Health <input checked="" type="checkbox"/> Masterplan _____ Sidewalk <input checked="" type="checkbox"/> Council Goal _____ Maint & Improve Infrastructure Origination Yr: FY99/00 Yr Amended: FY07/08 % Completed: 60%
---	--	--	--

Financial Requirements:

Cost by Project Categorization	Cost	Funding Summary	Impact on Future Operating Costs
Land Acquisition / Right of Way		Total Proj Cost \$ 327,536	Increase <input type="checkbox"/> Annual Amt \$ _____
Engineering / Architecture	6,800	Total Funded \$ 227,536	Decrease <input type="checkbox"/> Annual Amt \$ _____
Internal Costs (staff & operational expenses)	3,589	Total Unfunded \$ 100,000	Minimal <input checked="" type="checkbox"/> Chg'd to fund # 101
Construction	303,462	Restricted Funding <input checked="" type="checkbox"/> Yes <input type="checkbox"/> No	
Construction Mgmt / Inspection	8,685		
Other - Specify	5,000		
Total	327,536		

Funding Allocation

Funding Source(s)	YTD Costs as of 02/28/07	Remaining Budget	Fiscal 2007/08	Plan 2008/09	Plan 2009/10	Plan 2010/11	Plan Beyond 2011
CDBG (112-61360)	16,159	34,525					
CDBG (213-62750)		109,852					
CDBG (213-62834)		67,000					
Total	16,159	211,377	-	-	-	-	-

Proposed Unfunded Project Costs	100,000
--	----------------

Project Location



CITY OF POMONA
Capital Improvement Program Project Details

Project Title: Street Improvements - Casa Vista Drive (Orange Grove Ave to Murchison Ave)

Project Description: This project will provide for street improvements on Casa Vista Drive from Orange Grove Avenue to Murchison Avenue.

Project Number:
 208-2594-XXXXX-67865
 Department / Division
 PW/Engineering

Council District: <input checked="" type="checkbox"/> - 1 <input type="checkbox"/> - 2 <input type="checkbox"/> - 3 <input type="checkbox"/> - 4 <input type="checkbox"/> - 5 <input type="checkbox"/> - 6 <input type="checkbox"/> Citywide <input type="checkbox"/> Council Request	Project Status: <input type="checkbox"/> New <input type="checkbox"/> Pending <input type="checkbox"/> RFP prepared <input checked="" type="checkbox"/> In design <input type="checkbox"/> Out to Bid <input type="checkbox"/> Under Construction	Changes from Prior Year: <input type="checkbox"/> No Change <input type="checkbox"/> Project Accelerated <input type="checkbox"/> Project Delayed <input type="checkbox"/> Additional Approp <input type="checkbox"/> Decrease Approp	Project Statistics: Project related to: Origination Yr: FY02/03 <input checked="" type="checkbox"/> Safety & Health Yr Amended: FY07/08 <input checked="" type="checkbox"/> Masterplan Pavement Mgmt System % Completed: 50% <input checked="" type="checkbox"/> Council Goal Maint & Improve Infrastructure
---	--	---	---

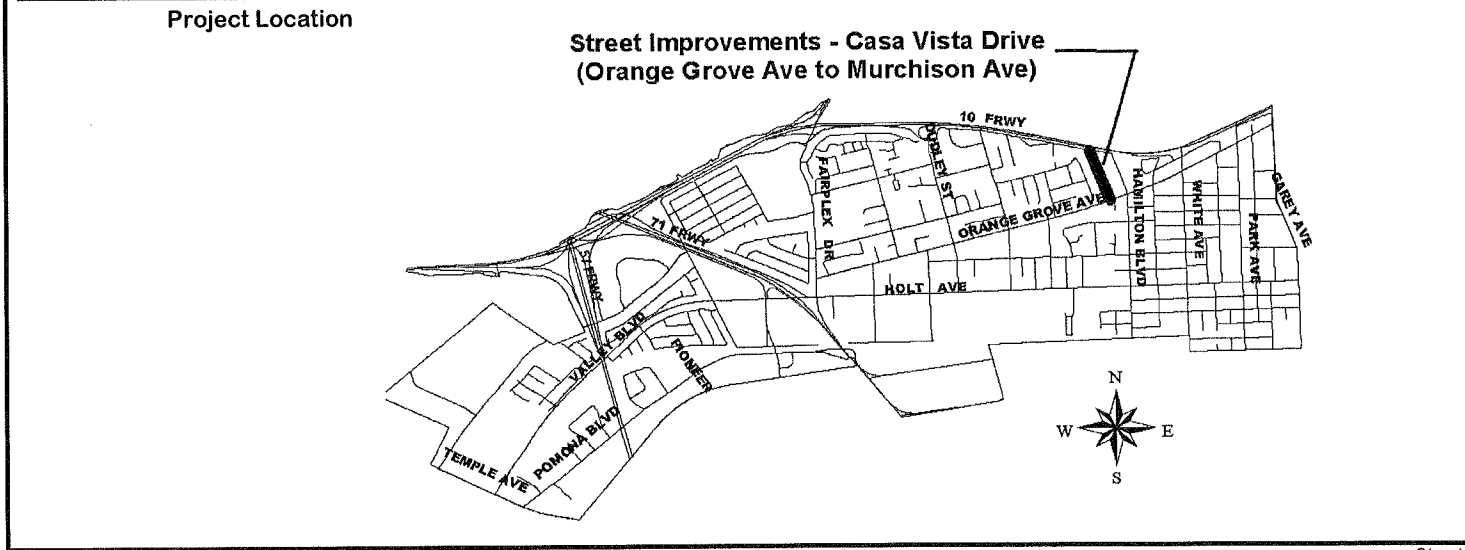
Financial Requirements:

Cost by Project Categorization	Cost	Funding Summary	Impact on Future Operating Costs
Land Acquisition / Right of Way		Total Proj Cost \$ 248,000	Increase <input type="checkbox"/> Annual Amt \$ _____
Engineering / Architecture	17,018	Total Funded \$ 77,500	Decrease <input type="checkbox"/> Annual Amt \$ _____
Internal Costs (staff & operational expenses)	25,652	Total Unfunded \$ 170,500	Minimal <input checked="" type="checkbox"/> Chg'd to fund # 101
Construction	195,330	Restricted Funding <input checked="" type="checkbox"/> Yes <input type="checkbox"/> No	
Construction Mgmt / Inspection	7,500		
Other - Environmental	2,500		
Total	248,000		

Funding Allocation

Funding Source(s)	YTD Costs as of 02/28/07	Remaining Budget	Fiscal 2007/08	Plan 2008/09	Plan 2009/10	Plan 2010/11	Plan Beyond 2011
Gas Tax	33,358	44,142					
Total	33,358	44,142	-	-	-	-	-

Proposed Unfunded Project Costs 170,500



CITY OF POMONA
Capital Improvement Program Project Details

Project Title: **Street Improvements - Commercial Street (Rebecca St to Main St)**

Project Description: This project will provide for street improvements on Commercial Street from Rebecca Street to Main Street.

Project Number:
 208-2594-XXXXX-67867
 Department / Division
 PW/Engineering

Council District: <input checked="" type="checkbox"/> - 1 <input type="checkbox"/> - 2 <input type="checkbox"/> - 3 <input type="checkbox"/> - 4 <input type="checkbox"/> - 5 <input type="checkbox"/> - 6 <input type="checkbox"/> Citywide <input type="checkbox"/> Council Request	Project Status: <input type="checkbox"/> New <input type="checkbox"/> Pending <input type="checkbox"/> RFP prepared <input checked="" type="checkbox"/> In design <input type="checkbox"/> Out to Bid <input type="checkbox"/> Under Construction	Changes from Prior Year: <input type="checkbox"/> No Change <input type="checkbox"/> Project Accelerated <input type="checkbox"/> Project Delayed <input checked="" type="checkbox"/> Additional Approp <input type="checkbox"/> Decrease Approp	Project Statistics: Project related to: <input checked="" type="checkbox"/> Safety & Health <input checked="" type="checkbox"/> Masterplan Pavement Mgmt System <input checked="" type="checkbox"/> Council Goal Maint & Improve Infrastructure Origination Yr: FY02/03 Yr Amended: FY07/08 % Completed: 50%
---	--	--	--

Financial Requirements:

Cost by Project Categorization	Cost	Funding Summary	Impact on Future Operating Costs
Land Acquisition / Right of Way		Total Proj Cost \$ 152,565	Increase <input type="checkbox"/> Annual Amt \$ _____
Engineering / Architecture	19,100	Total Funded \$ 128,500	Decrease <input type="checkbox"/> Annual Amt \$ _____
Internal Costs (staff & operational expenses)	15,000	Total Unfunded \$ 24,065	Minimal <input checked="" type="checkbox"/> Chg'd to fund # 101
Construction	100,965	Restricted Funding <input checked="" type="checkbox"/> Yes <input type="checkbox"/> No	
Construction Mgmt / Inspection	15,000		
Other - Specify	2,500		
Total	152,565		

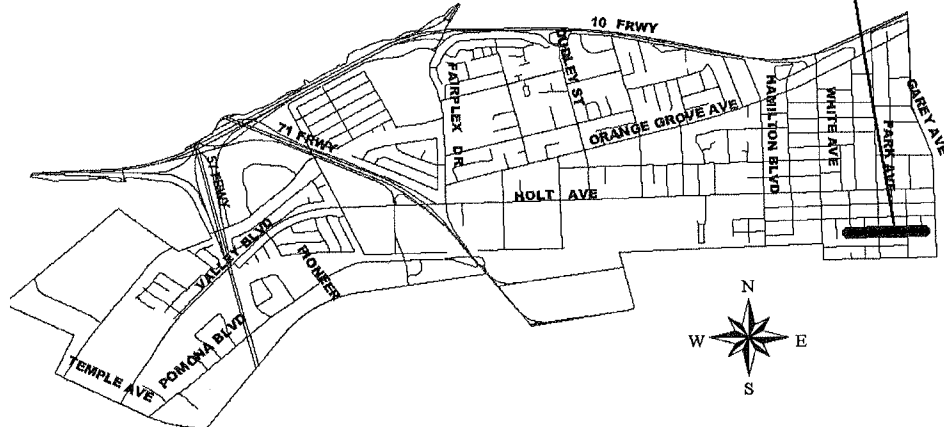
Funding Allocation

Funding Source(s)	YTD Costs as of 02/28/07	Remaining Budget	Fiscal 2007/08	Plan 2008/09	Plan 2009/10	Plan 2010/11	Plan Beyond 2011
Gas Tax	39,880	88,620					
Total	39,880	88,620	-	-	-	-	-

Proposed Unfunded Project Costs				24,065			
--	--	--	--	--------	--	--	--

Project Location

**Street Improvements - Commercial Street
 (Rebecca St to Main St)**



CITY OF POMONA
Capital Improvement Program Project Details

Project Title: Street Improvements - Cypress Street (Mission Blvd to 7th St)

Project Description: This project will provide for street improvements on Cypress Street from Mission Blvd to 7th Street. Street improvements are to include but not be limited to curb ramps, curb, gutter, sidewalk, drive approaches, alley intersections, asphalt pavement/pavement overlay, fence relocation, and block wall relocation. Phase I has been completed.

Project Number:
 208-2594-XXXXX-67868

Department / Division
 PW/Engineering

Council District: <input type="checkbox"/> - 1 <input checked="" type="checkbox"/> - 2 <input type="checkbox"/> - 3 <input type="checkbox"/> - 4 <input type="checkbox"/> - 5 <input type="checkbox"/> - 6 <input type="checkbox"/> Citywide <input type="checkbox"/> Council Request	Project Status: <input type="checkbox"/> New <input type="checkbox"/> Pending <input type="checkbox"/> RFP prepared <input checked="" type="checkbox"/> In design <input type="checkbox"/> Out to Bid <input type="checkbox"/> Under Construction	Changes from Prior Year: <input checked="" type="checkbox"/> No Change <input type="checkbox"/> Project Accelerated <input type="checkbox"/> Project Delayed <input type="checkbox"/> Additional Approp <input type="checkbox"/> Decrease Approp	Project Statistics: Project related to: Origination Yr: FY05/06 <input checked="" type="checkbox"/> Safety & Health Yr Amended: FY07/08 <input checked="" type="checkbox"/> Masterplan <u>Pavement Mgmt System</u> % Completed: 100% <input checked="" type="checkbox"/> Council Goal <u>Maintain and Improve Infrastructure</u>
---	--	--	--

Financial Requirements:

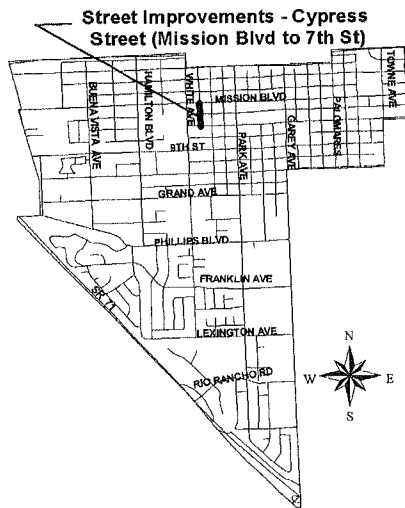
<i>Cost by Project Categorization</i>	<i>Cost</i>	<i>Funding Summary</i>	<i>Impact on Future Operating Costs</i>
Land Acquisition / Right of Way		Total Proj Cost \$ <u>357,880</u>	Increase <input type="checkbox"/> Annual Amt \$ _____
Engineering / Architecture		Total Funded \$ <u>102,880</u>	Decrease <input type="checkbox"/> Annual Amt \$ _____
Internal Costs (staff & operational expenses)	<u>26,359</u>	Total Unfunded \$ <u>255,000</u>	Minimal <input checked="" type="checkbox"/> Chg'd to fund # <u>101</u>
Construction	<u>310,950</u>	Restricted Funding <input checked="" type="checkbox"/> Yes <input type="checkbox"/> No	
Construction Mgmt / Inspection	<u>17,571</u>		
Other - Specify Environmental	<u>3,000</u>		
Total	<u>357,880</u>		

Funding Allocation

Funding Source(s)	YTD Costs as of 02/28/07	Remaining Budget	Fiscal 2007/08	Plan 2008/09	Plan 2009/10	Plan 2010/11	Plan Beyond 2011
Series "AG" Bonds	38,800	80					
Gas Tax	64,000						
Total	102,800	80	-	-	-	-	-

Proposed Unfunded Project Costs	255,000
--	----------------

Project Location



CITY OF POMONA
Capital Improvement Program Project Details

Project Title: Street Improvements - Linden Street (6th St to 11th St)

Project Description: This project will provide for street improvements on Linden Street from 6th Street to 11th Street. Phase I (6th St to 7th St) has been completed. Phase II will include but not be limited to the construction of curb, gutters, sidewalk, drive approaches, curb ramps, p.c.c. alley intersections, relocation of fencing, a.c. pavement and a.c. pavement overlay.

Project Number: 208-2594-XXXXX-67870
 Department / Division: PW/Engineering

Council District: <input type="checkbox"/> - 1 <input checked="" type="checkbox"/> - 2 <input type="checkbox"/> - 3 <input type="checkbox"/> - 4 <input type="checkbox"/> - 5 <input type="checkbox"/> - 6 <input type="checkbox"/> Citywide <input type="checkbox"/> Council Request	Project Status: <input type="checkbox"/> New <input type="checkbox"/> Pending <input type="checkbox"/> RFP prepared <input type="checkbox"/> In design <input type="checkbox"/> Out to Bid <input checked="" type="checkbox"/> Under Construction	Changes from Prior Year: <input checked="" type="checkbox"/> No Change <input type="checkbox"/> Project Accelerated <input type="checkbox"/> Project Delayed <input type="checkbox"/> Additional Approp <input type="checkbox"/> Decrease Approp	Project Statistics: Project related to: <table border="0"> <tr> <td><input checked="" type="checkbox"/> Safety & Health</td> <td>Origination Yr: FY02/03</td> </tr> <tr> <td><input checked="" type="checkbox"/> Masterplan</td> <td>Yr Amended: FY07/08</td> </tr> <tr> <td><input checked="" type="checkbox"/> Council Goal</td> <td>% Completed: 30%</td> </tr> </table> Pavement Mgmt System: Maintain and Improve Infrastructure	<input checked="" type="checkbox"/> Safety & Health	Origination Yr: FY02/03	<input checked="" type="checkbox"/> Masterplan	Yr Amended: FY07/08	<input checked="" type="checkbox"/> Council Goal	% Completed: 30%
<input checked="" type="checkbox"/> Safety & Health	Origination Yr: FY02/03								
<input checked="" type="checkbox"/> Masterplan	Yr Amended: FY07/08								
<input checked="" type="checkbox"/> Council Goal	% Completed: 30%								

Financial Requirements:

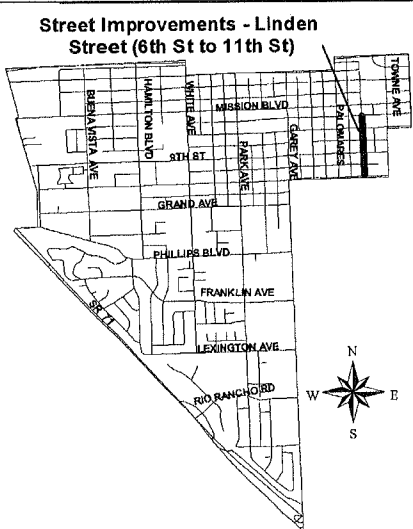
Cost by Project Categorization	Cost	Funding Summary	Impact on Future Operating Costs
Land Acquisition / Right of Way		Total Proj Cost \$ 573,900	Increase <input type="checkbox"/> Annual Amt \$ _____
Engineering / Architecture	51,886	Total Funded \$ 173,500	Decrease <input type="checkbox"/> Annual Amt \$ _____
Internal Costs (staff & operational expenses)	28,600	Total Unfunded \$ 400,400	Minimal <input checked="" type="checkbox"/> Chg'd to fund # 101
Construction	459,814	Restricted Funding <input checked="" type="checkbox"/> Yes <input type="checkbox"/> No	
Construction Mgmt / Inspection	28,600		
Other - Specify	5,000		
Total	573,900		

Funding Allocation

Funding Source(s)	YTD Costs as of 02/28/07	Remaining Budget	Fiscal 2007/08	Plan 2008/09	Plan 2009/10	Plan 2010/11	Plan Beyond 2011
Gas Tax	118,000						
Series "AN" Bonds	54,307	1,193					
Total	172,307	1,193	-	-	-	-	-

Proposed Unfunded Project Costs							400,400
--	--	--	--	--	--	--	---------

Project Location



CITY OF POMONA
Capital Improvement Program Project Details

Project Title: **Street Improvements - Mission Boulevard and SR 71 Grade Separation**

Project Description: This project will improve circulation both regionally and locally by eliminating the current severe traffic congestion problem. This intersection has been listed for several years as a project consideration for regional funding. As initial City effort and expenditure of Gas Tax funding to develop a project study will assist in grant application procedures to fully fund this project.

Project Number:
 418-2590-XXXXX-67716
 Department / Division
 PW/Engineering

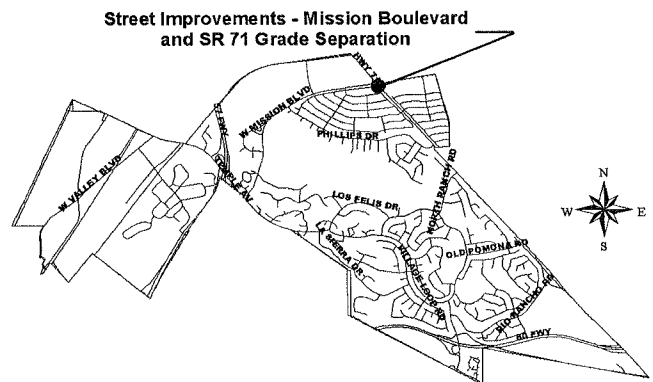
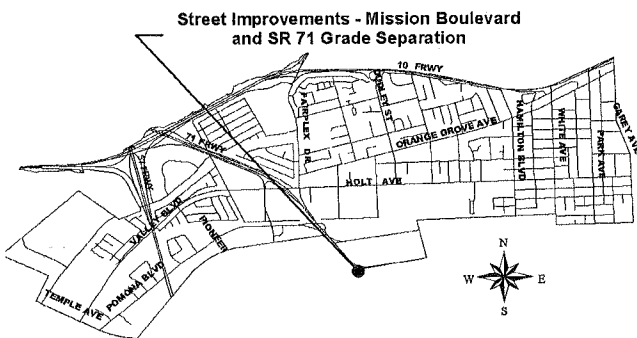
Council District: <input checked="" type="checkbox"/> - 1 <input type="checkbox"/> - 2 <input type="checkbox"/> - 3 <input type="checkbox"/> - 4 <input checked="" type="checkbox"/> - 5 <input type="checkbox"/> - 6 <input type="checkbox"/> Citywide <input type="checkbox"/> Council Request	Project Status: <input type="checkbox"/> New <input type="checkbox"/> Pending <input type="checkbox"/> RFP prepared <input checked="" type="checkbox"/> In design <input type="checkbox"/> Out to Bid <input type="checkbox"/> Under Construction	Changes from Prior Year: <input type="checkbox"/> No Change <input type="checkbox"/> Project Accelerated <input type="checkbox"/> Project Delayed <input checked="" type="checkbox"/> Additional Approp <input type="checkbox"/> Decrease Approp	Project Statistics: Project related to: <input checked="" type="checkbox"/> Safety & Health <input type="checkbox"/> Masterplan <input checked="" type="checkbox"/> Council Goal <u>Maint & Improve Infrastructure</u> Origination Yr: FY96/97 Yr Amended: FY07/08 % Completed:
--	--	--	---

Financial Requirements:			
Cost by Project Categorization	Cost	Funding Summary	Impact on Future Operating Costs
Land Acquisition / Right of Way	4,726,600	Total Proj Cost \$ 51,406,502	Increase <input checked="" type="checkbox"/> Annual Amt \$ 5,000
Engineering / Architecture	2,249,185	Total Funded \$ 48,113,049	Decrease <input type="checkbox"/> Annual Amt \$
Internal Costs (staff & operational expenses)	325,000	Total Unfunded \$ 3,293,453	Minimal <input type="checkbox"/> Chg'd to fund # 101
Construction	41,757,056	Restricted Funding <input checked="" type="checkbox"/> Yes <input type="checkbox"/> No	
Construction Mgmt / Inspection	2,348,161		
Other - Specify	500		
Total	51,406,502		

Funding Allocation							
Funding Source(s)	YTD Costs as of 02/28/07	Remaining Budget	Fiscal 2007/08	Plan 2008/09	Plan 2009/10	Plan 2010/11	Plan Beyond 2011
Gas Tax	488,757						
STPL	239,885	1,365,477	2,811,930	2,500,000			
MTA - MOU#6340A (Prop C 25% MTA Grant)		13,263,000					
Prop C Reserve (MOU#PACLRPO04)			6,008,000				
Prop C 20% Local Return + SCE Rule 20A	5,732,303	2,753,697	1,500,000	6,000,000			
FHWA Funds (Omnibus FY05 Demo T21)		1,250,000					
SAFETEA - LU (Federal Misc Demo STL)		4,200,000					
Total	6,460,945	22,832,174	10,319,930	8,500,000	-	-	-

Proposed							
Unfunded Project Costs							3,293,453

Project Location



CITY OF POMONA
Capital Improvement Program Project Details

Project Title: **Street Improvements - Priority Water Main Projects**

Project Description: Street pavement rehabilitation in various locations throughout the City, to replace areas where the street was cut and patched for water main repairs, and the patching is in need of repairs.

Project Number:
 575-8125-XXXXX-93245

Department / Division
 PW/Engineering

Council District: <input type="checkbox"/> - 1 <input type="checkbox"/> - 2 <input type="checkbox"/> - 3 <input type="checkbox"/> - 4 <input type="checkbox"/> - 5 <input type="checkbox"/> - 6 <input checked="" type="checkbox"/> Citywide <input type="checkbox"/> Council Request	Project Status: <input type="checkbox"/> New <input type="checkbox"/> Pending <input type="checkbox"/> RFP prepared <input type="checkbox"/> In design <input type="checkbox"/> Out to Bid <input checked="" type="checkbox"/> Under Construction	Changes from Prior Year: <input checked="" type="checkbox"/> No Change <input type="checkbox"/> Project Accelerated <input type="checkbox"/> Project Delayed <input type="checkbox"/> Additional Approp <input type="checkbox"/> Decrease Approp	Project Statistics: Project related to: Origination Yr: FY99/00 <input checked="" type="checkbox"/> Safety & Health Yr Amended: FY06/07 <input type="checkbox"/> Masterplan % Completed: 50% <input checked="" type="checkbox"/> Council Goal <u>Maint & Improve Infrastructure</u>
---	--	--	---

Financial Requirements:

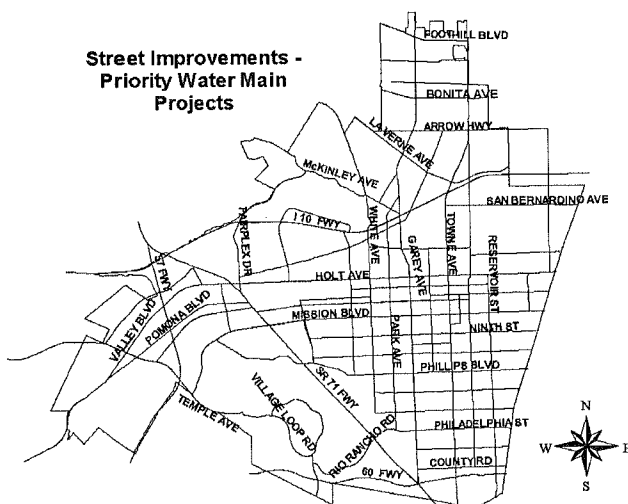
<i>Cost by Project Categorization</i>	<i>Cost</i>	<i>Funding Summary</i>	<i>Impact on Future Operating Costs</i>
Land Acquisition / Right of Way		Total Proj Cost \$ 1,476,831	Increase <input type="checkbox"/> Annual Amt \$ _____
Engineering / Architecture	16,390	Total Funded \$ 1,261,831	Decrease <input type="checkbox"/> Annual Amt \$ _____
Internal Costs (staff & operational expenses)	46,588	Total Unfunded \$ 215,000	Minimal <input checked="" type="checkbox"/> Chg'd to fund # 101
Construction	1,380,444	Restricted Funding <input checked="" type="checkbox"/> Yes <input type="checkbox"/> No	
Construction Mgmt / Inspection	33,409		
Other - Specify	-		
Total	1,476,831		

Funding Allocation

Funding Source(s)	YTD Costs as of 02/28/07	Remaining Budget	Fiscal 2007/08	Plan 2008/09	Plan 2009/10	Plan 2010/11	Plan Beyond 2011
Series "AA" Bonds	187,531						
Series "AC" Bonds	268,754	5,546					
Series "AN" Bonds	174,092	625,908					
Total	630,377	631,454	-	-	-	-	-

Proposed Unfunded Project Costs	215,000
--	---------

Project Location



CITY OF POMONA
Capital Improvement Program Project Details

Project Title: **Street Improvements - South Campus Drive**

Project Description: This project will provide for street improvements on South Campus Drive from Temple Avenue to Ridgeway Street. Improvements will include but not be limited to bus stop related improvements, new pavement construction, pavement overlay, adjustment of utility covers to grade and striping.

Project Number:
 223-2590-XXXXX-67886
 Department / Division
 PW/Engineering

Council District: <input checked="" type="checkbox"/> - 1 <input type="checkbox"/> - 2 <input type="checkbox"/> - 3 <input type="checkbox"/> - 4 <input type="checkbox"/> - 5 <input type="checkbox"/> - 6 <input type="checkbox"/> Citywide <input checked="" type="checkbox"/> Council Request	Project Status: <input checked="" type="checkbox"/> New <input type="checkbox"/> Pending <input type="checkbox"/> RFP prepared <input type="checkbox"/> In design <input type="checkbox"/> Out to Bid <input type="checkbox"/> Under Construction	Changes from Prior Year: <input type="checkbox"/> No Change <input type="checkbox"/> Project Accelerated <input type="checkbox"/> Project Delayed <input type="checkbox"/> Additional Approp <input type="checkbox"/> Decrease Approp	Project Statistics: Project related to: Origination Yr: FY07/08 <input type="checkbox"/> Safety & Health Yr Amended: N/A <input type="checkbox"/> Masterplan % Completed: 0% <input checked="" type="checkbox"/> Council Goal Maint & Improve Infrastructure
--	--	---	--

Financial Requirements:

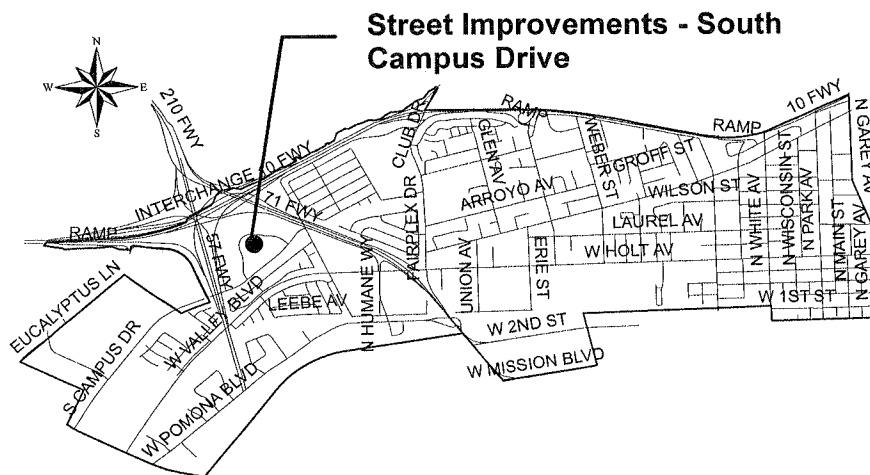
Cost by Project Categorization	Cost	Funding Summary	Impact on Future Operating Costs
Land Acquisition / Right of Way	-	Total Proj Cost \$ 4,067,000	Increase <input type="checkbox"/> Annual Amt \$ _____
Engineering / Architecture	300,000	Total Funded \$ 155,850	Decrease <input type="checkbox"/> Annual Amt \$ _____
Internal Costs (staff & operational expenses)	450,000	Total Unfunded \$ 3,911,150	Minimal <input checked="" type="checkbox"/> Chg'd to fund # 101
Construction	2,997,000	Restricted Funding <input checked="" type="checkbox"/> Yes <input type="checkbox"/> No	
Construction Mgmt / Inspection	300,000		
Other - Geotech, Survey, Environ.,	20,000		
Total	4,067,000		

Funding Allocation

Funding Source(s)	YTD Costs as of 02/28/07	Remaining Budget	Fiscal 2007/08	Plan 2008/09	Plan 2009/10	Plan 2010/11	Plan Beyond 2011
Series "AG" Bonds			133,000				
Prop 42 (FY03/04 and FY04/05)			1,850				
Prop A			21,000				
Total	-	-	155,850	-	-	-	-

Proposed Unfunded Project Costs	3,911,150
--	-----------

Project Location



CITY OF POMONA
Capital Improvement Program Project Details

Project Title: Street Improvements - Towne Avenue (Phillips Blvd to County Rd)

Project Description: This project provides for the resurfacing of Towne Avenue from Phillips Boulevard to County Road construct missing sidewalks, curb ramps and street lights at selected locations. Phase I (Phillips to Lexington) has been completed. Phase II will complete the improvements from Lexington Ave to County Road.

Project Number:
208-2594-XXXXX-67875
 Department / Division
PW/Engineering

Council District: <input type="checkbox"/> - 1 <input type="checkbox"/> - 2 <input checked="" type="checkbox"/> - 3 <input type="checkbox"/> - 4 <input type="checkbox"/> - 5 <input type="checkbox"/> - 6 <input type="checkbox"/> Citywide <input type="checkbox"/> Council Request	Project Status: <input type="checkbox"/> New <input type="checkbox"/> Pending <input type="checkbox"/> RFP prepared <input type="checkbox"/> In design <input type="checkbox"/> Out to Bid <input type="checkbox"/> Under Construction	Changes from Prior Year: <input type="checkbox"/> No Change <input type="checkbox"/> Project Accelerated <input type="checkbox"/> Project Delayed <input type="checkbox"/> Additional Approp <input type="checkbox"/> Decrease Approp	Project Statistics: Project related to: <input checked="" type="checkbox"/> Safety & Health <input checked="" type="checkbox"/> Masterplan Sidewalk <input checked="" type="checkbox"/> Council Goal Maint & Improve Infrastructure Origination Yr: FY02/03 Yr Amended: FY07/08 % Completed: 50%
---	---	---	---

Financial Requirements:

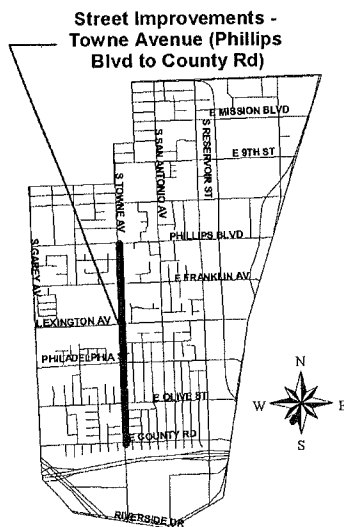
Cost by Project Categorization	Cost	Funding Summary	Impact on Future Operating Costs
Land Acquisition / Right of Way		Total Proj Cost \$ 1,470,500	Increase <input type="checkbox"/> Annual Amt \$
Engineering / Architecture	77,645	Total Funded \$ 485,500	Decrease <input type="checkbox"/> Annual Amt \$
Internal Costs (staff & operational expenses)	102,000	Total Unfunded \$ 985,000	Minimal <input checked="" type="checkbox"/> Chg'd to fund # 101
Construction	1,215,855	Restricted Funding <input checked="" type="checkbox"/> Yes <input type="checkbox"/> No	
Construction Mgmt / Inspection	70,000		
Other - Specify	5,000		
Total	1,470,500		

Funding Allocation

Funding Source(s)	YTD Costs as of 02/28/07	Remaining Budget	Fiscal 2007/08	Plan 2008/09	Plan 2009/10	Plan 2010/11	Plan Beyond 2011
Gas Tax	145,607	139,893					
Series "AG" Bonds	200,000						
Total	345,607	139,893	-	-	-	-	-

Proposed Unfunded Project Costs	985,000
--	---------

Project Location



CITY OF POMONA
Capital Improvement Program Project Details

Project Title: Street Rehabilitation - Archwood Drive (Prospect Dr to Fremont St)

Project Description: Street Rehabilitation to include construction of PCC curbs and driveways within existing right-of-way.

Project Number: 421-2590-XXXXX-81012
 Department / Division: PW/Engineering

Council District: <input type="checkbox"/> - 1 <input checked="" type="checkbox"/> - 2 <input type="checkbox"/> - 3 <input type="checkbox"/> - 4 <input type="checkbox"/> - 5 <input type="checkbox"/> - 6 <input type="checkbox"/> Citywide <input checked="" type="checkbox"/> Council Request	Project Status: <input type="checkbox"/> New <input type="checkbox"/> Pending <input type="checkbox"/> RFP prepared <input checked="" type="checkbox"/> In design <input type="checkbox"/> Out to Bid <input type="checkbox"/> Under Construction	Changes from Prior Year: <input type="checkbox"/> No Change <input type="checkbox"/> Project Accelerated <input type="checkbox"/> Project Delayed <input checked="" type="checkbox"/> Additional Approp <input type="checkbox"/> Decrease Approp	Project Statistics: Project related to: <input checked="" type="checkbox"/> Safety & Health <input type="checkbox"/> Masterplan <input checked="" type="checkbox"/> Council Goal <u>Maint & Improve Infrastructure</u> Origination Yr: FY03/04 Yr Amended: FY07/08 % Completed: 50%
--	--	--	---

Financial Requirements:

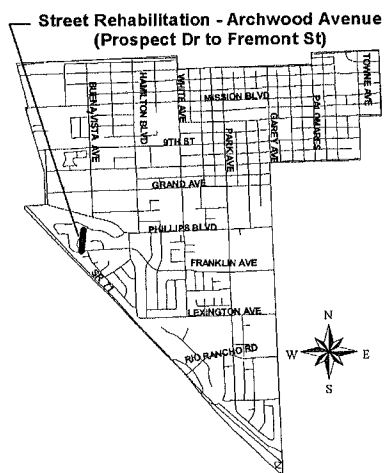
Cost by Project Categorization	Cost	Funding Summary	Impact on Future Operating Costs
Land Acquisition / Right of Way		Total Proj Cost \$ 408,500	Increase <input type="checkbox"/> Annual Amt \$
Engineering / Architecture	26,000	Total Funded \$ 142,250	Decrease <input type="checkbox"/> Annual Amt \$
Internal Costs (staff & operational expenses)	38,500	Total Unfunded \$ 266,250	Minimal <input checked="" type="checkbox"/> Chg'd to fund # 101
Construction	313,000	Restricted Funding <input checked="" type="checkbox"/> Yes <input type="checkbox"/> No	
Construction Mgmt / Inspection	26,000		
Other - Geotech, Environ., Survey, SWPPP	5,000		
Total	408,500		

Funding Allocation

Funding Source(s)	YTD Costs as of 02/28/07	Remaining Budget	Fiscal 2007/08	Plan 2008/09	Plan 2009/10	Plan 2010/11	Plan Beyond 2011
Series "AG" Bonds	47,780	94,470					
Total	47,780	94,470	-	-	-	-	-

Proposed Unfunded Project Costs	266,250
--	---------

Project Location



CITY OF POMONA
Capital Improvement Program Project Details

Project Title: Street Rehabilitation - District 3

Project Description: This project provides for rehabilitation of various streets as follows: Slurry Seal - Grand Avenue, Garey Avenue to Gibbs Street; Grand Avenue, Gibbs Street to Palomares Street; Overlay - Olive Street, Encino Place to Titus Avenue; Grand Avenue, Mountain View Avenue to Reservoir Street.

Project Number:
 223-2590-XXXXX-67877
 Department / Division
 PW/Engineering

Council District: <input type="checkbox"/> - 1 <input type="checkbox"/> - 2 <input checked="" type="checkbox"/> - 3 <input type="checkbox"/> - 4 <input type="checkbox"/> - 5 <input type="checkbox"/> - 6 <input type="checkbox"/> Citywide <input checked="" type="checkbox"/> Council Request	Project Status: <input type="checkbox"/> New <input checked="" type="checkbox"/> Pending <input type="checkbox"/> RFP prepared <input type="checkbox"/> In design <input type="checkbox"/> Out to Bid <input type="checkbox"/> Under Construction	Changes from Prior Year: <input type="checkbox"/> No Change <input type="checkbox"/> Project Accelerated <input type="checkbox"/> Project Delayed <input type="checkbox"/> Additional Approp <input type="checkbox"/> Decrease Approp	Project Statistics: Project related to: <input type="checkbox"/> Safety & Health <input checked="" type="checkbox"/> Masterplan Pavement Mgmt System <input checked="" type="checkbox"/> Council Goal Maint. & Improve Infrastructure Origination Yr: FY06/07 Yr Amended: FY07/08 % Completed: 15%
--	--	---	--

Financial Requirements:

Cost by Project Categorization	Cost	Funding Summary	Impact on Future Operating Costs
Land Acquisition / Right of Way		Total Proj Cost \$ 318,000	Increase <input type="checkbox"/> Annual Amt \$ _____
Engineering / Architecture	16,000	Total Funded \$ 179,900	Decrease <input type="checkbox"/> Annual Amt \$ _____
Internal Costs (staff & operational expenses)	24,000	Total Unfunded \$ 138,100	Minimal <input checked="" type="checkbox"/> Chg'd to fund # 101
Construction	260,000	Restricted Funding <input checked="" type="checkbox"/> Yes <input type="checkbox"/> No	
Construction Mgmt / Inspection	16,000		
Other - Geotech, Environmental	2,000		
Total	318,000		

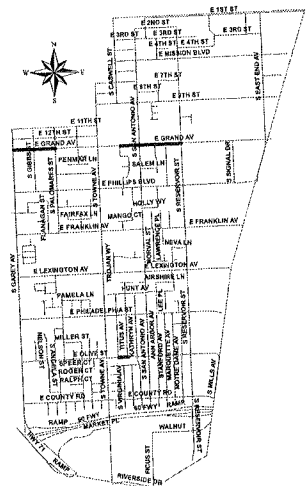
Funding Allocation

Funding Source(s)	YTD Costs as of 02/28/07	Remaining Budget	Fiscal 2007/08	Plan 2008/09	Plan 2009/10	Plan 2010/11	Plan Beyond 2011
Prop 42 (FY05/06)	1,151						
STPL		73,759					
Series "AG" Bonds		104,990					
Total	1,151	178,749	-	-	-	-	-

Proposed Unfunded Project Costs 138,100

Project Location

Street Rehabilitation - District 3



CITY OF POMONA
Capital Improvement Program Project Details

Project Title: Street Rehabilitation - McKinley Avenue (Fairview Pl to Garey Ave)

Project Description: This project provides for the rehabilitation (overlay) of McKinley Avenue from Fairview Place to Garey Avenue. The construction improvements will include but not be limited to cold milling, 2" a.c. pavement overlay, adjustment sewer manhole/water gate valve covers to grade, construction of storm drain catch basin, striping/legends/markers and installatino of traffic controller loops.

Project Number:
 422-2590-XXXXX-83005

Department / Division
 PW/Engineering

Council District: <input type="checkbox"/> - 1 <input type="checkbox"/> - 2 <input type="checkbox"/> - 3 <input type="checkbox"/> - 4 <input type="checkbox"/> - 5 <input checked="" type="checkbox"/> - 6 <input type="checkbox"/> Citywide <input checked="" type="checkbox"/> Council Request	Project Status: <input type="checkbox"/> New <input checked="" type="checkbox"/> Pending <input type="checkbox"/> RFP prepared <input type="checkbox"/> In design <input type="checkbox"/> Out to Bid <input type="checkbox"/> Under Construction	Changes from Prior Year: <input type="checkbox"/> No Change <input type="checkbox"/> Project Accelerated <input type="checkbox"/> Project Delayed <input type="checkbox"/> Additional Approp <input type="checkbox"/> Decrease Approp	Project Statistics: Project related to: <input type="checkbox"/> Safety & Health <input checked="" type="checkbox"/> Masterplan Pavement Mgmt System <input checked="" type="checkbox"/> Council Goal Maint. & Improve Infrastructure Origination Yr: FY06/07 Yr Amended: FY07/08 % Completed: 0%
--	--	---	---

Financial Requirements:

Cost by Project Categorization	Cost	Funding Summary	Impact on Future Operating Costs
Land Acquisition / Right of Way		Total Proj Cost \$ 1,055,000	Increase <input type="checkbox"/> Annual Amt \$ _____
Engineering / Architecture	67,900	Total Funded \$ 494,381	Decrease <input type="checkbox"/> Annual Amt \$ _____
Internal Costs (staff & operational expenses)	102,050	Total Unfunded \$ 560,619	Minimal <input checked="" type="checkbox"/> Chg'd to fund # 101
Construction	817,150	Restricted Funding <input checked="" type="checkbox"/> Yes <input type="checkbox"/> No	
Construction Mgmt / Inspection	67,900		
Other - Specify			
Total	1,055,000		

Funding Allocation

Funding Source(s)	YTD Costs as of 02/28/07	Remaining Budget	Fiscal 2007/08	Plan 2008/09	Plan 2009/10	Plan 2010/11	Plan Beyond 2011
Series "AN" Bonds	150	192,381					
Prop 42 (FY03/04 and FY04/05)			301,850				
Total	150	192,381	301,850	-	-	-	-

Proposed

Unfunded Project Costs			560,619				
-------------------------------	--	--	---------	--	--	--	--

Project Location

Street Rehabilitation - McKinley Avenue (Canyon Way to Garey Ave)



CITY OF POMONA
Capital Improvement Program Project Details

Project Title: Street Rehabilitation - Ninth Street (Butterfield Rd to Dudley St)

Project Description: This project provides for the rehabilitation (overlay) of Ninth Street from Butterfield Road to Dudley Street. The construction improvements will include but not be limited to cold milling, 2" a. c. pavement overlay, adjustment sewer manhole/water gate valve covers to grade, striping/legends/markers and installation of traffic controller loops.

Project Number: 421-2590-XXXXX-81045
 Department / Division: PW/Engineering

Council District: <input type="checkbox"/> - 1 <input type="checkbox"/> - 2 <input type="checkbox"/> - 3 <input type="checkbox"/> - 4 <input checked="" type="checkbox"/> - 5 <input type="checkbox"/> - 6 <input type="checkbox"/> Citywide <input checked="" type="checkbox"/> Council Request	Project Status: <input checked="" type="checkbox"/> New <input type="checkbox"/> Pending <input type="checkbox"/> RFP prepared <input type="checkbox"/> In design <input type="checkbox"/> Out to Bid <input type="checkbox"/> Under Construction	Changes from Prior Year: <input type="checkbox"/> No Change <input type="checkbox"/> Project Accelerated <input type="checkbox"/> Project Delayed <input type="checkbox"/> Additional Approp <input type="checkbox"/> Decrease Approp	Project Statistics: Project related to: <input type="checkbox"/> Safety & Health <input checked="" type="checkbox"/> Masterplan Pavement Mgmt System <input checked="" type="checkbox"/> Council Goal Maint. & Improve Infrastructure Origination Yr: FY07/08 Yr Amended: N/A % Completed: 0%
--	--	---	---

Financial Requirements:

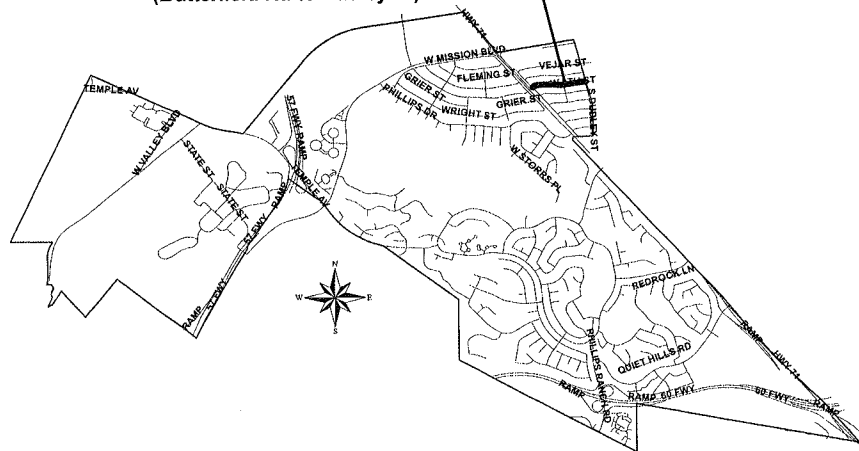
Cost by Project Categorization	Cost	Funding Summary	Impact on Future Operating Costs
Land Acquisition / Right of Way		Total Proj Cost \$ 240,000	Increase <input type="checkbox"/> Annual Amt \$ _____
Engineering / Architecture	15,000	Total Funded \$ 128,350	Decrease <input type="checkbox"/> Annual Amt \$ _____
Internal Costs (staff & operational expenses)	15,000	Total Unfunded \$ 111,650	Minimal <input checked="" type="checkbox"/> Chg'd to fund # 101
Construction	192,500	Restricted Funding <input checked="" type="checkbox"/> Yes <input type="checkbox"/> No	
Construction Mgmt / Inspection	15,000		
Other - Environmental	2,500		
Total	240,000		

Funding Allocation

Funding Source(s)	YTD Costs as of 02/28/07	Remaining Budget	Fiscal 2007/08	Plan 2008/09	Plan 2009/10	Plan 2010/11	Plan Beyond 2011
Series "AG" Bonds			126,500				
Prop 42 (FY03/04 and FY04/05)			1,850				
Total	-	-	128,350	-	-	-	-
Proposed Unfunded Project Costs				111,650			

Project Location

**Street Rehabilitation - Ninth Street
 (Butterfield Rd to Dudley St)**



CITY OF POMONA
Capital Improvement Program Project Details

Project Title: Street Rehabilitation - Reservoir Street (Mission Blvd to County Rd)

Project Description: This project will provide for rehabilitation of Reservoir Street from Mission to County Road, including bus stop related improvements, pavement rehab, curb, gutters, sidewalks and curb ramps as required. Phase I: County Road to Phillips Blvd; Phase II Phillips to Ninth St.; Phase III: Ninth to Mission Blvd.

Project Number:
 421-2590-XXXXX-81025
 Department / Division
 PW/Engineering

Council District: <input type="checkbox"/> - 1 <input type="checkbox"/> - 2 <input checked="" type="checkbox"/> - 3 <input type="checkbox"/> - 4 <input type="checkbox"/> - 5 <input type="checkbox"/> - 6 <input type="checkbox"/> Citywide <input checked="" type="checkbox"/> Council Request	Project Status: <input type="checkbox"/> New <input type="checkbox"/> Pending <input type="checkbox"/> RFP prepared <input checked="" type="checkbox"/> In design <input type="checkbox"/> Out to Bid <input type="checkbox"/> Under Construction	Changes from Prior Year: <input type="checkbox"/> No Change <input type="checkbox"/> Project Accelerated <input type="checkbox"/> Project Delayed <input checked="" type="checkbox"/> Additional Approp <input type="checkbox"/> Decrease Approp	Project Statistics: Project related to: <input type="checkbox"/> Safety & Health <input type="checkbox"/> Masterplan <input checked="" type="checkbox"/> Council Goal <u>Maint & Improve Infrastructure</u> Origination Yr: FY03/04 Yr Amended: FY07/08 % Completed: 5%
--	--	--	---

Financial Requirements:

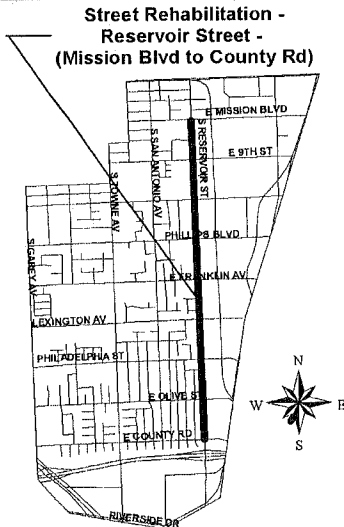
Cost by Project Categorization	Cost	Funding Summary	Impact on Future Operating Costs
Land Acquisition / Right of Way		Total Proj Cost \$ 1,753,000	Increase <input type="checkbox"/> Annual Amt \$ _____
Engineering / Architecture	80,000	Total Funded \$ 1,402,150	Decrease <input type="checkbox"/> Annual Amt \$ _____
Internal Costs (staff & operational expenses)	100,000	Total Unfunded \$ 350,850	Minimal <input checked="" type="checkbox"/> Chg'd to fund # 101
Construction	1,463,000	Restricted Funding <input checked="" type="checkbox"/> Yes <input type="checkbox"/> No	
Construction Mgmt / Inspection	100,000		
Other - Environmental	10,000		
Total	1,753,000		

Funding Allocation

Funding Source(s)	YTD Costs as of 02/28/07	Remaining Budget	Fiscal 2007/08	Plan 2008/09	Plan 2009/10	Plan 2010/11	Plan Beyond 2011
Prop C	28,901	37,099					
Series "AG" Bonds	87,194	951,806	50,000				
Prop 42 (FY03/04 and 04/05)			234,150				
Prop A			13,000				
Total	116,095	988,905	297,150	-	-	-	-

Proposed Unfunded Project Costs				350,850			
--	--	--	--	---------	--	--	--

Project Location



CITY OF POMONA
Capital Improvement Program Project Details

Project Title: **Street Rehabilitation - Slurry Seal Various Locations - Districts 2, 4, and 5**

Project Description: This project provides for slurry sealing of various streets in Districts 2, 4 & 5. The street improvements will include but not be limited to application of a Slurry Seal Type II and replacement of striping/legends/markers. District 2: Third Street (Caswell St to Linden St) & Elm Street (Mission Blvd to Second St) (\$130,000); District 4: Lincoln Avenue (Como Dr to Towne Ave) (\$30,000); District 5: Goldenrod Place (Ninth St to Buffington St) & McComas Street (Butterfield Rd to Dudley St) (Unfunded).

Project Number:
 223-2590-XXXXX-67887
 Department / Division
 PW/Engineering

Council District: <input type="checkbox"/> - 1 <input checked="" type="checkbox"/> - 2 <input type="checkbox"/> - 3 <input checked="" type="checkbox"/> - 4 <input checked="" type="checkbox"/> - 5 <input type="checkbox"/> - 6 <input type="checkbox"/> Citywide <input checked="" type="checkbox"/> Council Request	Project Status: <input checked="" type="checkbox"/> New <input type="checkbox"/> Pending <input type="checkbox"/> RFP prepared <input type="checkbox"/> In design <input type="checkbox"/> Out to Bid <input type="checkbox"/> Under Construction	Changes from Prior Year: <input type="checkbox"/> No Change <input type="checkbox"/> Project Accelerated <input type="checkbox"/> Project Delayed <input type="checkbox"/> Additional Approp <input type="checkbox"/> Decrease Approp	Project Statistics: Project related to: <input type="checkbox"/> Safety & Health <input checked="" type="checkbox"/> Masterplan Pavement Mgmt System <input checked="" type="checkbox"/> Council Goal Maint. & Improve Infrastructure Origination Yr: FY07/08 Yr Amended: N/A % Completed: 0%
--	--	---	---

Financial Requirements:

Cost by Project Categorization	Cost	Funding Summary	Impact on Future Operating Costs
Land Acquisition / Right of Way		Total Proj Cost \$ 220,000	Increase <input type="checkbox"/> Annual Amt \$ _____
Engineering / Architecture		Total Funded \$ 163,700	Decrease <input type="checkbox"/> Annual Amt \$ _____
Internal Costs (staff & operational expenses)	14,000	Total Unfunded \$ 56,300	Minimal <input checked="" type="checkbox"/> Chg'd to fund # 101
Construction	196,000	Restricted Funding <input checked="" type="checkbox"/> Yes <input type="checkbox"/> No	
Construction Mgmt / Inspection	7,500		
Other - Environmental	2,500		
Total	220,000		

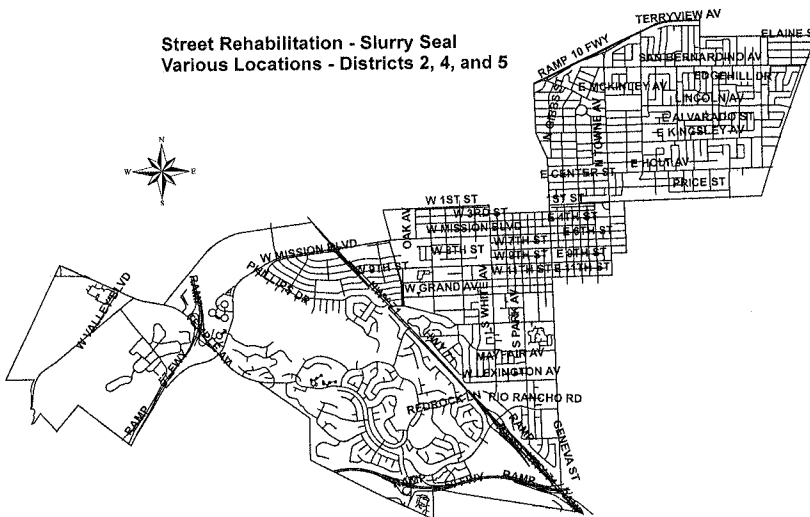
Funding Allocation

Funding Source(s)	YTD Costs as of 02/28/07	Remaining Budget	Fiscal 2007/08	Plan 2008/09	Plan 2009/10	Plan 2010/11	Plan Beyond 2011
Prop 42 (FY03/04 and 04/05)			163,700				
Total	-	-	163,700	-	-	-	-

Proposed Unfunded Project Costs				56,300			
--	--	--	--	--------	--	--	--

Project Location

Street Rehabilitation - Slurry Seal
 Various Locations - Districts 2, 4, and 5



CITY OF POMONA
Capital Improvement Program Project Details

Project Title: Street Rehabilitation - Westmont Area (W/O 71)

Project Description: This project provides for pavement rehabilitation (overlay) at the following locations: Grand Ave., Butterfield Rd. to Dudley St.; Palmer St., Butterfield Rd. to Dudley St.; Brea Canyon Rd., Westmont Ave. to Denison St.; Buffington St., Westmont Ave. to Goldenrod Pl.

Project Number:
 223-2590-XXXXX-67881

Department / Division
 PW/Engineering

Council District: <input type="checkbox"/> - 1 <input type="checkbox"/> - 2 <input type="checkbox"/> - 3 <input type="checkbox"/> - 4 <input checked="" type="checkbox"/> - 5 <input type="checkbox"/> - 6 <input type="checkbox"/> Citywide <input checked="" type="checkbox"/> Council Request	Project Status: <input type="checkbox"/> New <input type="checkbox"/> Pending <input type="checkbox"/> RFP prepared <input checked="" type="checkbox"/> In design <input type="checkbox"/> Out to Bid <input type="checkbox"/> Under Construction	Changes from Prior Year: <input checked="" type="checkbox"/> No Change <input type="checkbox"/> Project Accelerated <input type="checkbox"/> Project Delayed <input type="checkbox"/> Additional Approp <input type="checkbox"/> Decrease Approp	Project Statistics: Project related to: <input checked="" type="checkbox"/> Safety & Health <input checked="" type="checkbox"/> Masterplan <u>Pavement Mgmt System</u> <input checked="" type="checkbox"/> Council Goal <u>Maint. & Improve Infrastructure</u> Origination Yr: FY06/07 Yr Amended: FY07/08 % Completed: 15%
--	--	--	---

Financial Requirements:

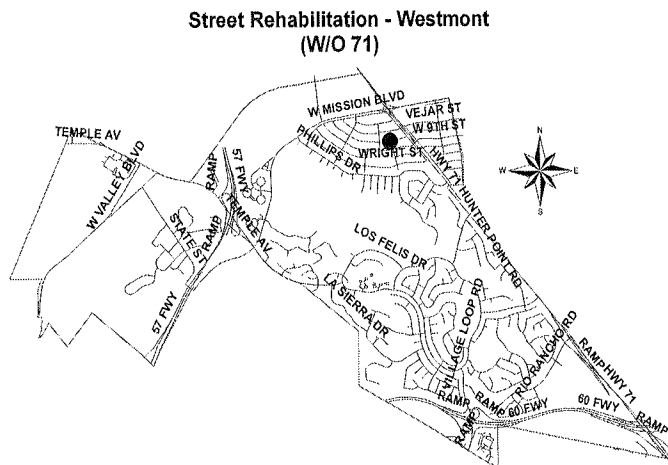
<i>Cost by Project Categorization</i>	<i>Cost</i>	<i>Funding Summary</i>	<i>Impact on Future Operating Costs</i>
Land Acquisition / Right of Way		Total Proj Cost \$ 221,500	Increase <input type="checkbox"/> Annual Amt \$ _____
Engineering / Architecture	11,000	Total Funded \$ 176,000	Decrease <input type="checkbox"/> Annual Amt \$ _____
Internal Costs (staff & operational expenses)	17,000	Total Unfunded \$ 45,500	Minimal <input checked="" type="checkbox"/> Chg'd to fund # 101
Construction	180,000	Restricted Funding <input checked="" type="checkbox"/> Yes <input type="checkbox"/> No	
Construction Mgmt / Inspection	11,000		
Other - Geotech, Environmental	2,500		
Total	221,500		

Funding Allocation

Funding Source(s)	YTD Costs as of 02/28/07	Remaining Budget	Fiscal 2007/08	Plan 2008/09	Plan 2009/10	Plan 2010/11	Plan Beyond 2011
Prop 42 (FY05/06)	1,270						
STPL		72,160					
Series "AG" Bonds		102,570					
Total	1,270	174,730	-	-	-	-	-

Proposed Unfunded Project Costs	45,500
--	--------

Project Location



CITY OF POMONA
Capital Improvement Program Project Details

Project Title: Street/Sidewalks - District 1, 2, 3, 4, and 6

Project Description: This project will provide for the construction of street improvements at various locations Citywide. The improvements will include asphalt pavement, concrete "V" gutters, manhole adjustments, alley approaches, directional handicap ramps, grading and removals. The streets are: District 1: Farrington, Cromwell, Augusta, Academy, Concord, Belinda, Carlton, Canterbury, Cornelia, Avalon & Oxford; District 2: 3rd & 4th (White - Park); 4th (Park - Main); Cypress, Parcels & Rebecca (Mission - 2nd), Gordon (2nd - 3rd); 2nd (Oak - White; 3rd (Oak - Park); 4th (Buena Vista - Main); Buena Vista (Mission - 1st); Myrtle (2nd - 1st); Huntington (Mission - 1st); Cypress, Rebecca & Parcels (Mission to 2nd); Gordon (4th - 2nd) & Towne (2nd to 11th) District 3: Phillips (Towne - Reservoir); Grand (Garey - Towne) & Towne (11th to Phillips) District 4: Jefferson (Garey to Palomares & Towne (Holt to Monterey) District 6: Ashbury (Larchmont - Ashfield), Ashfield (Larchmont - Mountain), Carmanita (San Carlos - Mountain), Collingswood (San Antonio - Los Flores), Del Norte (Los Flores - Logan), Hallwood (W.E. - Lovejoy), Hyde (W.E. - Lovejoy), Larchmont (La Verne - Vassar), Logan (Ashfield - Vassar), Los Flores (La Verne - Del Norte) Lovejoy (Hyde - Vassar) & Saunders (Los Flores - Del Norte)

Project Number:
213-2590-XXXXX-64445

Department / Division
PW/Engineering

Council District: <input checked="" type="checkbox"/> - 1 <input checked="" type="checkbox"/> - 2 <input checked="" type="checkbox"/> - 3 <input checked="" type="checkbox"/> - 4 <input type="checkbox"/> - 5 <input checked="" type="checkbox"/> - 6 <input type="checkbox"/> Citywide <input type="checkbox"/> Council Request	Project Status: <input type="checkbox"/> New <input checked="" type="checkbox"/> Pending <input type="checkbox"/> In design <input type="checkbox"/> RFP prepared <input type="checkbox"/> Out to Bid <input type="checkbox"/> Under Construction	Changes from Prior Year: <input checked="" type="checkbox"/> No Change <input type="checkbox"/> Project Accelerated <input type="checkbox"/> Project Delayed <input type="checkbox"/> Additional Approp <input type="checkbox"/> Decrease Approp	Project Statistics: Project related to: <input type="checkbox"/> Safety & Health <input type="checkbox"/> Masterplan <input checked="" type="checkbox"/> Council Goal <u>Maint & Improve Infrastructure</u>	Origination Yr: FY04/05 Yr Amended: FY06/07 % Completed: 10%
---	--	--	--	--

Financial Requirements:

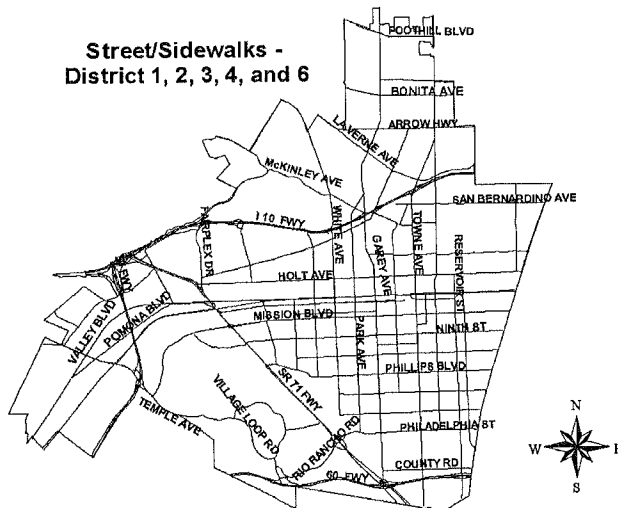
Cost by Project Categorization	Cost	Funding Summary	Impact on Future Operating Costs
Land Acquisition / Right of Way		Total Proj Cost \$ 8,988,743	Increase <input type="checkbox"/> Annual Amt \$ _____
Engineering / Architecture	1,175,000	Total Funded \$ 552,208	Decrease <input type="checkbox"/> Annual Amt \$ _____
Internal Costs (staff & operational expenses)	201,818	Total Unfunded \$ 8,436,535	Minimal <input checked="" type="checkbox"/> Chg'd to fund # 101
Construction	7,411,925	Restricted Funding <input checked="" type="checkbox"/> Yes <input type="checkbox"/> No	
Construction Mgmt / Inspection	200,000		
Other - Specify Labor Compliance			
Total	8,988,743		

Funding Allocation

Funding Source(s)	YTD Costs as of 02/28/07	Remaining Budget	Fiscal 2007/08	Plan 2008/09	Plan 2009/10	Plan 2010/11	Plan Beyond 2011
CDBG (111-64445)	1,155						
Capital Outlay		551,053					
Total	1,155	551,053	-	-	-	-	-

Proposed Unfunded Project Costs							8,436,535
--	--	--	--	--	--	--	-----------

Project Location



CITY OF POMONA
Capital Improvement Program Project Details

Project Title: **Streetscape - Garey Avenue Median Beautification**

Project Description: Landscaping improvements of a new median island constructed by Caltrans a part of the 60/71 freeway interchange project. The median runs from the south City limits to the 60 freeway and fronts the Pomona Ranch Plaza.

Project Number:
 418-2590-XXXXX-72016

Department / Division
 PW/Engineering

Council District: <input type="checkbox"/> - 1 <input type="checkbox"/> - 2 <input type="checkbox"/> - 3 <input type="checkbox"/> - 4 <input checked="" type="checkbox"/> - 5 <input type="checkbox"/> - 6 <input type="checkbox"/> Citywide <input type="checkbox"/> Council Request	Project Status: <input type="checkbox"/> New <input type="checkbox"/> Pending <input type="checkbox"/> RFP prepared <input type="checkbox"/> In design <input type="checkbox"/> Out to Bid <input checked="" type="checkbox"/> Under Construction	Changes from Prior Year: <input type="checkbox"/> No Change <input type="checkbox"/> Project Accelerated <input type="checkbox"/> Project Delayed <input checked="" type="checkbox"/> Additional Approp <input type="checkbox"/> Decrease Approp	Project Statistics: Project related to: <input type="checkbox"/> Safety & Health <input type="checkbox"/> Masterplan <input checked="" type="checkbox"/> Council Goal <u>Maint & Improve Infrastructure</u> Origination Yr: FY98/99 Yr Amended: FY07/08 % Completed: 60%
---	--	--	--

Financial Requirements:

Cost by Project Categorization	Cost	Funding Summary	Impact on Future Operating Costs
Land Acquisition / Right of Way		Total Proj Cost \$ 558,000	Increase <input checked="" type="checkbox"/> Annual Amt \$ 5,000
Engineering / Architecture	26,000	Total Funded \$ 437,000	Decrease <input type="checkbox"/> Annual Amt \$
Internal Costs (staff & operational expenses)	45,000	Total Unfunded \$ 121,000	Minimal <input type="checkbox"/> Chg'd to fund # 256
Construction	444,000	Restricted Funding <input checked="" type="checkbox"/> Yes <input type="checkbox"/> No	
Construction Mgmt / Inspection	35,000		
Other - Geotech, Survey, Environ., Labor Compliance, Traffic Control	8,000		
Total	558,000		

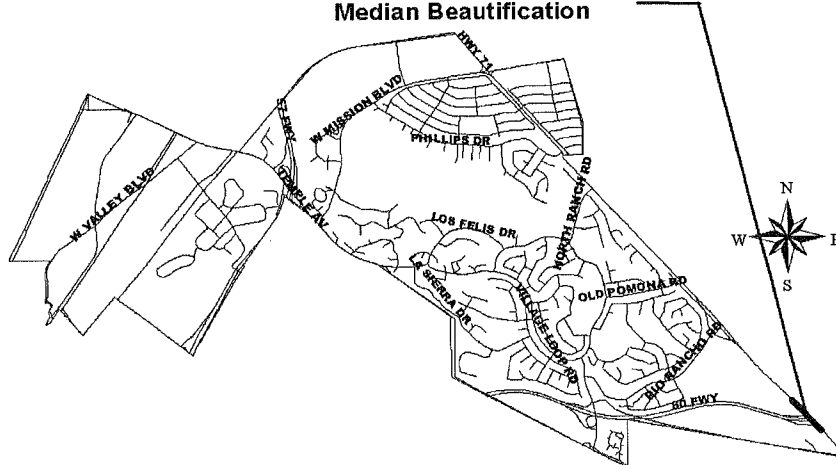
Funding Allocation

Funding Source(s)	YTD Costs as of 02/28/07	Remaining Budget	Fiscal 2007/08	Plan 2008/09	Plan 2009/10	Plan 2010/11	Plan Beyond 2011
Series "AD" Bonds		86,500					
Series "W" Bonds	86,687	103,813					
MTA Grant	160,000						
Total	246,687	190,313	-	-	-	-	-

Proposed Unfunded Project Costs	121,000
--	---------

Project Location

Streetscape - Garey Avenue Median Beautification



CITY OF POMONA
Capital Improvement Program Project Details

Project Title: Streetscape - Garey Avenue/SR 60/SR 71 Slope Beautification

Project Description: The City of Pomona has received a State Transportation Enhancement ACT (TEA) Grant for a landscaping beautification project for State Route 60 and State Route 71 slopes in the vicinity of its interchange near south Garey Avenue. As a requirement for this grant, the City must provide a match of \$58,000.

Project Number:
 418-2590-XXXXX-72036

Department / Division
 PW/Engineering

Council District: <input type="checkbox"/> - 1 <input type="checkbox"/> - 2 <input type="checkbox"/> - 3 <input type="checkbox"/> - 4 <input checked="" type="checkbox"/> - 5 <input type="checkbox"/> - 6 <input type="checkbox"/> Citywide <input type="checkbox"/> Council Request	Project Status: <input type="checkbox"/> New <input type="checkbox"/> Pending <input type="checkbox"/> RFP prepared <input type="checkbox"/> In design <input checked="" type="checkbox"/> Out to Bid <input type="checkbox"/> Under Construction	Changes from Prior Year: <input type="checkbox"/> No Change <input type="checkbox"/> Project Accelerated <input type="checkbox"/> Project Delayed <input checked="" type="checkbox"/> Additional Approp <input type="checkbox"/> Decrease Approp	Project Statistics: Project related to: <input type="checkbox"/> Safety & Health <input type="checkbox"/> Masterplan <input checked="" type="checkbox"/> Council Goal <u>Maint & Improve Infrastructure</u> Origination Yr: FY01/02 Yr Amended: FY07/08 % Completed: 80%
---	--	--	--

Financial Requirements:

Cost by Project Categorization	Cost	Funding Summary	Impact on Future Operating Costs
Land Acquisition / Right of Way		Total Proj Cost \$ 994,600	Increase <input checked="" type="checkbox"/> Annual Amt \$ 6,000
Engineering / Architecture	56,000	Total Funded \$ 500,000	Decrease <input type="checkbox"/> Annual Amt \$
Internal Costs (staff & operational expenses)	84,000	Total Unfunded \$ 494,600	Minimal <input type="checkbox"/> Chg'd to fund # 101
Construction	760,000	Restricted Funding <input checked="" type="checkbox"/> Yes <input type="checkbox"/> No	
Construction Mgmt / Inspection	56,000		
Other - Environmental, Geotech, SWPPP, Topo, Traffic Control	38,600		
Total	994,600		

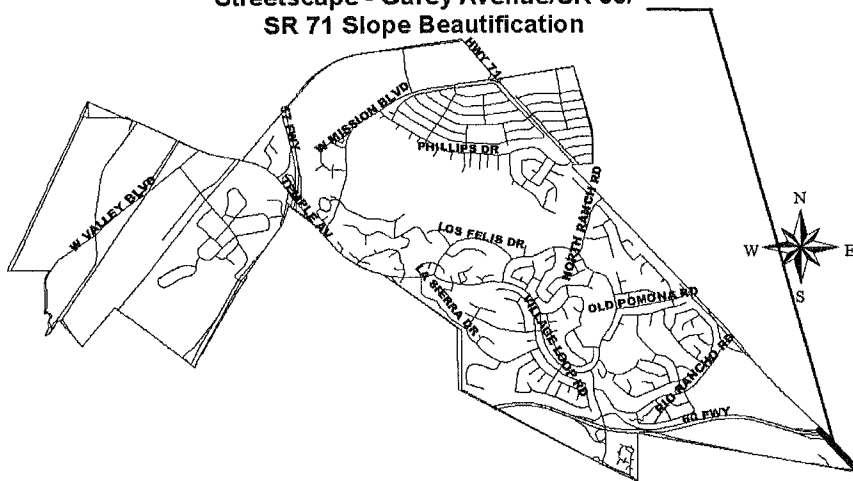
Funding Allocation

Funding Source(s)	YTD Costs as of 02/28/07	Remaining Budget	Fiscal 2007/08	Plan 2008/09	Plan 2009/10	Plan 2010/11	Plan Beyond 2011
Series "W" Bonds	58,000						
State TEA Grant (Sen. Soto)	162,041	279,959					
Total	220,041	279,959	-	-	-	-	-

Proposed							
Unfunded Project Costs							494,600

Project Location

**Streetscape - Garey Avenue/SR 60/
 SR 71 Slope Beautification**



CITY OF POMONA
Capital Improvement Program Project Details

Project Title: Study for Improvements - Cambrin Road (north of Elwood Avenue)

Project Description: Study of right of way needs and potential roadway improvements to the unimproved Cambrin Road north of Elwood Avenue.

Project Number:
 421-2590-XXXXX-81028

Department / Division
 PW/Engineering

Council District: <input checked="" type="checkbox"/> - 1 <input type="checkbox"/> - 2 <input type="checkbox"/> - 3 <input type="checkbox"/> - 4 <input type="checkbox"/> - 5 <input type="checkbox"/> - 6 <input type="checkbox"/> Citywide <input checked="" type="checkbox"/> Council Request	Project Status: <input type="checkbox"/> New <input type="checkbox"/> Pending <input type="checkbox"/> RFP prepared <input checked="" type="checkbox"/> In design <input type="checkbox"/> Out to Bid <input type="checkbox"/> Under Construction	Changes from Prior Year: <input type="checkbox"/> No Change <input type="checkbox"/> Project Accelerated <input type="checkbox"/> Project Delayed <input type="checkbox"/> Additional Approp <input type="checkbox"/> Decrease Approp	Project Statistics: Project related to: <input checked="" type="checkbox"/> Safety & Health <input type="checkbox"/> Masterplan <input checked="" type="checkbox"/> Council Goal <u>Maint & Improve Infrastructure</u> Origination Yr: FY03/04 Yr Amended: FY07/08 % Completed: 88%
--	--	---	---

Financial Requirements:

<i>Cost by Project Categorization</i>	<i>Cost</i>	<i>Funding Summary</i>	<i>Impact on Future Operating Costs</i>
Land Acquisition / Right of Way		Total Proj Cost \$ 50,000	Increase <input type="checkbox"/> Annual Amt \$ _____
Engineering / Architecture	45,000	Total Funded \$ 35,000	Decrease <input type="checkbox"/> Annual Amt \$ _____
Internal Costs (staff & operational expenses)	5,000	Total Unfunded \$ 15,000	Minimal <input checked="" type="checkbox"/> Chg'd to fund # 101
Construction		Restricted Funding <input checked="" type="checkbox"/> Yes <input type="checkbox"/> No	
Construction Mgmt / Inspection			
Other - Specify Consultant Study			
Total	50,000		

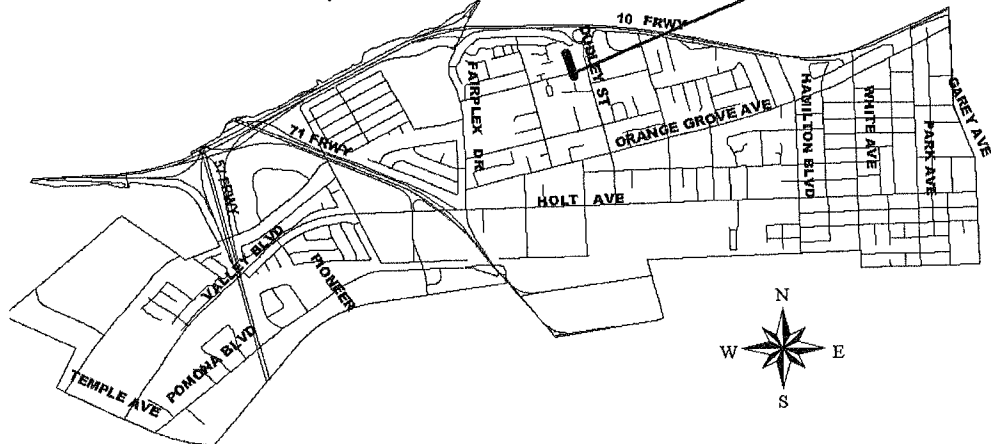
Funding Allocation

Funding Source(s)	YTD Costs as of 02/28/07	Remaining Budget	Fiscal 2007/08	Plan 2008/09	Plan 2009/10	Plan 2010/11	Plan Beyond 2011
Series "AG" Bonds	30,913	4,087					
Total	30,913	4,087	-	-	-	-	-

Proposed Unfunded Project Costs							15,000
--	--	--	--	--	--	--	--------


Project Location

Study for Improvements - Cambrin Road (north of Elwood Avenue)

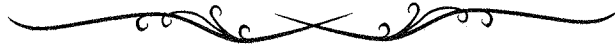





THIS PAGE INTENTIONALLY LEFT BLANK



Unfunded Projects



CITY OF POMONA
Capital Improvement Program
Unfunded Street Projects

Council Request	Council District	Project Title	Project Description	Estimated Cost	Origination Year
	4	Alley Improvements - E/O Shirley Place (between Fellows Pl and Verde Vista Ave)	Construction of alley improvements including A.C. pavement, alley intersections, and directional curb ramps east of Shirley Place, between Fellows Pl, Verde Vista Ave and Alley 4-42	97,000	FY 03/04
*	6	Alley Improvements - Ganesha Place, Alameda Street and Hacienda Place Area	Construction of alley improvements at the following locations: #6-47, Ganesha Pl to Alameda St; #6-49, Alley 6-47 to Alameda St, #6-52, Hacienda Place to Settlers Ln	278,500	FY 06/07
*	1	Alley Improvements - N/O Holt Avenue (Glen Ave to Prock St)	Provide for alley improvements for alleys #1-25, located north of Holt Ave (from Glen Ave to Prock St)	74,000	FY 05/06
*	1	Alley Improvements - N/O Holt Avenue (Prock St to Gilbert St)	Provide for alley improvements for alleys #1-24, located north of Holt Ave (from Prock St to Gilbert St)	156,000	FY 05/06
	6	Alley Improvements - S/O La Verne Avenue (Towne Ave to E.C.L.)	Construction of asphalt concrete pavement, alley approaches and curb ramps	619,000	FY 03/04
*	4	Alley Improvements - W/O Clark Avenue (Pasadena St to Kingsley Ave)	Provide for alley improvements for alleys #4-110, located west of Clark Ave from Pasadena St to Kingsley Ave	95,000	FY 05/06
*	4	Curb Ramps - District 4	The ramps will be constructed in the Emerson Junior High School, San Antonio Elementary School and Kingsley Elementary School areas (Total missing ramps – 928)	335,000	FY 04/05
*	6	Median Landscaping - Arrow Highway (west city limits to westerly of Orange Grove Ave)	Provide for landscaping and irrigation to existing island medians to include trees, shrubs, turf, riverbed rock and irrigation	992,600	FY 03/04
	5	Median Landscaping - Mission Boulevard (SR 71 to Temple Ave)	Construction of raised curb medians on Mission Blvd from SR 71 to Temple Ave to include median curb/gutter, landscaping, riverbed rock, irrigation, striping and traffic control	1,888,530	FY 03/04
	1	Sidewalk Improvements - District 1	Provide for the construction of sidewalk, curb ramps, drive approaches and fence relocations on Laurel Ave: Dudley Ave to Erie Ave and on Dudley Ave: Laurel to Orange Grove Ave	225,000	FY 07/08
*	1	Sidewalks - District 1	Provide for the construction of missing sidewalk segments at the following locations: #35, Elwood/Glen/Dudley; #28, Glen/Arroyo/Elwood	125,000	FY 06/07

CITY OF POMONA
Capital Improvement Program
Unfunded Street Projects

Council Request	Council District	Project Title	Project Description	Estimated Cost	Origination Year
*	3	Sidewalks - District 3 (Missing Links)	Construct sidewalk where there are missing links in non-CDBG eligible areas in District 3	220,000	FY 05/06
*	6	Sidewalks - Garey Avenue and Park Avenue Area	Construction of missing sidewalk segments at the following: #11, Garey Ave n/o Serrano Pl.; #29, Park Ave s/o of McKinley Ave; #30, Park Ave n/o McKinley Ave	134,000	FY 06/07
*	2	Sidewalks - Huntington Street, Phillips Drive and Muir Avenue	Construction of missing sidewalk segments at the following: #33, Huntington St, Phillips Dr to Muir Ave; #41, south side Phillips Dr w/o Garey Ave; and other locations to be determined	113,000	FY 06/07
	6	Street Improvements - Artesia St (Alameda St to Berkeley Ave)	Provide for the construction of pcc gutter plate, curb/gutter, sidewalk, curb ramps, drive approaches and pavement overlay	351,100	FY 07/08
*	5	Street Improvements - Avenida Rancheros (from Los Felis Dr to Rancho Navato Dr)	Street improvements on Avenida Rancheros from Los Felis to Rancho Navato Drive	225,000	FY 05/06
	6	Street Improvements - Berkeley Avenue (Willow St to Artesia St)	Provide for street improvements on Berkeley Ave from Willow St to Artesia St	280,000	FY 07/08
	6	Street Improvements - Bonita Avenue (from Garey Ave to East City Limits)	Provide for street improvements on Bonita Ave from Garey Ave to the east city limits	700,000	FY 05/06
*	2	Street Improvements - Eleanor Avenue (6 th St to 7 th St)	Construction of street improvements on Eleanor Avenue from 6 th to 7 th Street	112,989	FY 06/07
	3	Street Improvements - Ellen Place and Notre Dame Avenue	Roadway resurfacing on Ellen Place from Marquette Avenue to Reservoir Street, and on Notre Dame Avenue from County Road to Ellen Place	350,000	FY 02/03
*	4	Street Improvements - Garfield Avenue (Garey Ave to Palomares St)	Provide street improvement to Garfield Ave. Garey Ave to Palomares St	315,020	FY 03/04
	4	Street Improvements - Hyde Avenue (Larchmont St to Lovejoy St)	Provide for the construction of pcc gutter plate, curb/gutter, sidewalk, curb ramps, drive approaches and pavement overlay	230,000	FY 07/08
	3	Street Improvements - La Mesa Street (7 th St to 8 th St)	Provide for street improvements on La Mesa Street	330,890	FY 06/07

CITY OF POMONA
Capital Improvement Program
Unfunded Street Projects

Council Request	Council District	Project Title	Project Description	Estimated Cost	Origination Year
*	4	Street Improvements - Monterey Avenue (Reservoir St to Mountain View Ave)	Relocation of the northerly curb and provide for gutter and the reconstruction of curb ramps, spandrel, cross gutter and the construction of missing AC pavement	69,800	FY 03/04
	4	Street Improvements - San Antonio Avenue (from SPRR to Columbia Ave)	Provide for street improvements on San Antonio Ave from the southern Pacific Railroad to Columbia Ave	1,100,000	FY 05/06
*	1	Street Improvements - Union Avenue (Mt Vernon Ave to Holt Ave)	Street improvements on Union Ave from Mt. Vernon Ave to Holt Ave. Improvements will include new pavement construction, pavement overlay, curbs, gutter, drive approach, curb ramps, sidewalk, adjustment of utility covers to grade and striping	690,000	FY 06/07
	1	Street Improvements - White Avenue Off-Ramps at I-10	Extending the I-10 off-ramp at White Avenue in the easterly direction through vacant land onto White Ave to create an intersection	1,200,000	FY 03/04
*	2	Street Rehabilitation - 4 th Street (Rebecca St to Cypress St)	Provide for rehabilitation of 4 th St from Rebecca to Cypress including pavement rehab, curb, gutters, sidewalks, drive approaches and curb ramps as required	190,000	FY 07/08
*	5	Street Rehabilitation - Mission Hills Tract	Provide for pavement rehabilitation for the streets including but not limited to Rancho Laguna Rd, Alta Miral Pl, Los Coyotes Dr, Los Padres Pl and Serra Dr	500,000	FY 05/06
*	6	Streetscape - Median Beautification - District 6 (Priority I)	Provide for median beautification on a priority basis as follows: Garey-Foothill to I-10 Freeway	5,900,000	FY 03/04
*	6	Streetscape - Median Beautification - District 6 (Priority II)	Median beautification on Foothill - Thompson Crk to Towne Ave. Foothill Blvd is a state highway and is subject to Caltrans approval. There are some existing medians. New medians will have to be constructed from Equation Rd to Towne Ave	1,085,000	FY 03/04
	1,2	Streetscape/Landscape - White Avenue (from I-10 to Auto Center Dr)	Landscaping in the parkways which will include plant material, trees and irrigation, construction of curb ramps and sidewalk on White Ave from I-10 to Auto Center Dr	4,600,000	FY 03/04