

Street Projects



Five Year Capital Improvement Program

	Page #	Council Request *	YTD Costs as of 2/29/08	Remaining Budget
Streets				
~ Funded Projects ~				
Curb Ramps - District 1,2,3,4, and 6 (FY 2005/06)	1		3,619	34,072
Curb Ramps - District 2,4, and 6 (FY 2007/08)	2	*	800	72,000
Curb Ramps and Sidewalks - District 2	3		5,694	118,180
Holt Avenue Corridor Improvement	4		20,168	669,582
Jaycee Park - Road Closures (at Briarwood Lane)	5	*	68,702	5,298
Mission Corridor Improvement	6		18,023	731,977
Sidewalks - Monterey (Reservoir to Mountain View) and Foothill Blvd	7		14,536	220,587
Signage - Pomona Downtown Area	8		183,825	40,675
Street Improvements - American Avenue and Mountain Avenue	9		388	24,612
Street Improvements - Avenida Rancheros (Los Felis Dr/Navato Dr)	10	*	5,816	494,184
Street Improvements - Casa Vista Dr (Orange Grove to Murchison)	11		35,516	87,394
Street Improvements - Commercial Street (Garey Ave to Gibbs St)	12		33,798	94,702
Street Improvements - Commercial Street (Rebecca St to Main St)	13		42,697	85,803
Street Improvements - Cypress Street (Mission Blvd to 7th St)	14		102,800	80
Street Improvements - Linden Street (6th St to 11th St)	15		172,526	974
Street Improvements - Tenth Street W/O Hamilton Boulevard	16	*	31,382	98,618
Street Rehabilitation - District 2 and 5	17	*	2,013,761	15,732
Street Rehabilitation - District 3	18	*	6,275	173,625
Street Rehabilitation - District 4	19	*	7,166	239,626
Street Rehabilitation - District 6 (Priority IV)	20	*	4,933	185,259
Street Rehabilitation - Dudley Street (9th St to Mission Blvd)	21	*	6,453	171,547
Street Rehabilitation - McKinley Avenue (Buchanan Dr to Gibbs St)	22	*	297	63,103
Street Rehabilitation - McKinley Avenue (Fairview Pl to Garey Ave)	23	*	6,042	488,339
Street Rehabilitation - Ninth Street (Butterfield Rd to Dudley St)	24	*	1,551	126,799
Street Rehabilitation - Overlay Various Locations - District 1,2,3,5 & 6	25		-	-
Street Rehabilitation - Park Avenue (Rio Rancho Rd to Olive St)	26	*	2,371	165,929
Street Rehabilitation - Pomona Boulevard (Temple Ave to Pioneer Pl)	27	*	2,075,436	162,013
Street Rehabilitation - Reservoir Street (Mission Blvd to County Rd)	28	*	154,443	1,247,707
Street Rehabilitation - Slurry Seal Various Locations - District 1	29	*	5,171	153,029
Street Rehabilitation - Slurry Seal Various Locations - District 1 (Ph II)	30		-	-
Street Rehabilitation - Slurry Seal Various Locations - District 2,4 & 5	31	*	1,540	162,160
Street Rehabilitation - Slurry Seal Various Locations - District 2 (Ph II)	32		-	-
Street Rehabilitation - Slurry Seal Various Locations - District 3	33		-	-
Street Rehabilitation - Slurry Seal Various Locations - District 4 (Ph II)	34		-	-
Street Rehabilitation - Slurry Seal Various Locations - District 5 (Ph II)	35		-	-
Street Rehabilitation - Slurry Seal Various Locations - District 6	36		-	-
Street Rehabilitation - Westmont Area (W/O SR 71)	37	*	5,942	220,058
Street/Sidewalks - District 1 and 2	38	*	712	222,008
Street/Sidewalks - Jefferson Avenue	39		-	-
Streetscape - Downtown Area	40		15,894	198,856
Subtotals:			5,048,277	6,774,528
~ Partially Funded Projects ~				
Alley Improvements - District 1 and 4	41		1,373	236,657
Alley Improvements - District 1,2,3,4,5, and 6 (Revised 07/08)	42	*	4,897	511,563
Alley Improvements - District 4 and 6	43	*	301	240,966
Alley Improvements - District 6 (CDBG)	44	*	269	137,731
Alley Improvements - E/O San Antonio Ave (County Rd and Olive St)	45	*	4,707	83,293
Alley Improvements - Hamilton Boulevard Area	46	*	3,517	201,421
Alley Improvements - Various Locations - District 4	47	*	5,302	401,790

Five Year Capital Improvement Program

	Page #	Council Request *	YTD Costs as of 2/29/08	Remaining Budget
Curb Ramps - District 1,2,3,4, & 6 (FY 2004/05 Revised FY 2007/08)	48		7,219	516,710
Curb Ramps and Sidewalks - Citywide	49		6,667	397,131
Curb Ramps and Sidewalks - District 3 (Phase II)	50		351,640	74,532
Drainage Improvements - Penmar Lane (Palomares St to Eleanor St)	51		615	330,275
Highway Improvements - Soundwalls for State Route 71	52		154,831	365,169
Pavement Management System	53		99	82,291
Sidewalks - District 2	54		18,409	209,127
Sidewalks - District 2 (CDBG)	55	*	1,469	190,531
Sidewalks - District 3 (CDBG)	56	*	669	154,331
Sidewalks - San Antonio Ave, Briarwood Ln and Columbia Ave Area	57	*	336	35,139
Street Improvements - Mission Blvd and SR 71 Grade Separation	58		7,744,373	27,756,586
Street Improvements - Priority Water Main Projects	59		666,721	595,110
Street Improvements - South Campus Drive	60	*	201	135,739
Street Improvements - Towne Avenue (Phillips Blvd to County Rd)	61		346,283	139,217
Street Improvements - White Avenue (north city limits to Burdick Dr)	62		27,154	522,846
Street Rehabilitation - Archwood Drive (Prospect Dr to Fremont St)	63	*	54,860	87,390
Street Rehabilitation - District 2 and 5 (Phase II)	64	*	-	-
Street/Sidewalks - District 1,2,3,4, and 6	65		4,983	547,225
Street/Sidewalks - District 3 and 4	66		2,967	280,602
Streetscape - Garey Avenue Median Beautification	67		259,771	177,229
Streetscape - Garey Avenue/SR 60/SR 71 Slope Beautification	68		225,887	274,113
Study for Improvements - Cambrin Road (north of Elwood Ave)	69	*	30,959	4,041
Subtotals:			9,926,479	34,688,755
~ Unfunded Projects ~				
ADA Accessible Path of Travel at Alley Intersections - Citywide	-	*	-	-
Alley Improvements - Ganesha Pl, Alameda St and Hacienda Pl Area	-	*	-	-
Alley Improvements - N/O Holt Ave (Glen Ave to Prock St)	-	*	-	-
Alley Improvements - N/O Holt Ave (Prock St to Gilbert St)	-	*	-	-
Alley Improvements - S/O of La Verne Ave (Towne Ave to E.C.L.)	-	*	-	-
Alley Improvements - W/O Clark Ave (Pasadena St to Kingsley Ave)	-	*	-	-
Curb Ramps - District 4	-	*	-	-
Median Landscaping - Arrow Hwy (west city limits to Orange Grove)	-	*	-	-
Median Landscaping - Mission Boulevard (SR 71 to Temple Ave)	-	*	-	-
Sidewalk Improvements - District 1	-	*	-	-
Sidewalks - District 1	-	*	-	-
Sidewalks - District 3 (Missing Links)	-	*	-	-
Sidewalks - Garey Avenue and Park Avenue Area	-	*	-	-
Sidewalks - Huntington Street, Phillips Drive and Muir Avenue	-	*	-	-
Street Improvements - Artesia Street (Alameda St to Berkeley Ave)	-	*	-	-
Street Improvements - Berkeley Avenue (Willow St to Artesia St)	-	*	-	-
Street Improvements - Bonita Avenue (from Garey Ave to E.C.L.)	-	*	-	-
Street Improvements - Cypress Street (Mission Blvd to 7th St) (Ph II)	-	*	-	-
Street Improvements - Eleanor Avenue (6th St to 7th St)	-	*	-	-
Street Improvements - Ellen Place and Notre Dame Avenue	-	*	-	-
Street Improvements - Fernleaf Avenue (Palomares St to Towne Ave)	-	*	-	-
Street Improvements - Garfield Ave (Garey Ave to Palomares St)	-	*	-	-
Street Improvements - Hyde Avenue (Larchmont St to Lovejoy St)	-	*	-	-
Street Improvements - La Mesa Street (7th St to 9th St)	-	*	-	-
Street Improvements - Laurel Street (Dudley St to Hamilton St)	-	*	-	-
Street Improvements - Laural Street (Erie St to Dudley St)	-	*	-	-
Street Improvements - Linden Street (6th St to 11th St) (Phase II)	-	*	-	-
Street Improvements - Main Street (12th St to Grand Ave)	-	*	-	-
Street Improvements - Monterey Ave (Reservoir to Mountain View)	-	*	-	-

Five Year Capital Improvement Program

Adopted 2008/09	Plan 2009/10	Plan 2010/11	Plan 2011/12	Plan Beyond 2012	Impact to Future Operating
-	-	-	-	3,618,800	Minimal
-	250,000	250,000	250,000	2,346,202	Minimal
-	-	-	-	373,828	Minimal
-	20,210	-	-	-	Minimal
-	-	-	-	4,672,230	Minimal
-	17,610	-	-	-	15,000
-	-	-	-	100,000	Minimal
-	50,800	-	-	-	Minimal
147,259	44,241	-	-	-	Minimal
-	-	-	-	18,775	Minimal
4,900,000	2,500,000	2,500,000	-	4,505,543	5,000
-	215,000	-	-	-	Minimal
-	3,931,060	-	-	-	Minimal
-	1,322,600	-	-	-	Minimal
-	1,546,050	-	-	-	Minimal
-	278,550	-	-	-	Minimal
46,624	1,203,376	-	-	-	Minimal
-	-	-	-	8,436,535	Minimal
-	1,549,922	-	-	-	Minimal
-	400,000	-	-	-	5,000
-	1,200,000	-	-	-	6,000
-	-	-	-	15,000	Minimal
5,532,964	15,418,132	2,750,000	250,000	35,975,372	
-	-	-	-	1,022,297	Minimal
-	284,500	-	-	-	Minimal
-	77,000	-	-	-	Minimal
-	161,000	-	-	-	Minimal
-	619,000	-	-	-	Minimal
-	96,000	-	-	-	Minimal
-	110,000	-	-	-	Minimal
-	-	-	-	1,052,156	Minimal
-	-	-	-	2,001,000	Minimal
-	73,000	-	-	-	Minimal
-	270,000	-	-	-	Minimal
-	-	-	-	920,000	Minimal
-	161,000	-	-	-	Minimal
-	113,000	-	-	-	Minimal
-	430,500	-	-	-	Minimal
-	392,800	-	-	-	Minimal
-	-	-	-	1,050,000	Minimal
-	295,000	-	-	-	Minimal
-	145,000	-	-	-	Minimal
-	-	-	-	350,000	Minimal
-	651,200	-	-	-	Minimal
-	-	-	-	580,000	Minimal
-	272,000	-	-	-	Minimal
-	-	-	-	383,890	Minimal
-	410,800	-	-	-	Minimal
-	282,000	-	-	-	Minimal
-	-	-	-	895,000	Minimal
-	99,085	-	-	-	Minimal
-	-	-	-	272,600	Minimal

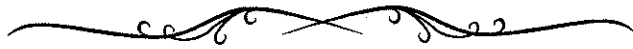
Five Year Capital Improvement Program

	Page #	Council Request *	YTD Costs as of 2/29/08	Remaining Budget
Street Improvements - San Antonio Ave (from SPRR to Columbia)	-		-	-
Street Improvements - Union Avenue (Mt Vernon Ave to Holt Ave)	-	*	-	-
Street Improvements - White Avenue Off-Ramp at I-10	-		-	-
Street Rehabilitation - 4th Street (Rebecca St to Cypress St)	-	*	-	-
Street Rehabilitation - Mission Hills Tract	-	*	-	-
Street Rehabilitation - Overlay Various Locations - District 4	-		-	-
Street Rehabilitation - Pomona Blvd (E/O Pioneer Pl - SR 71 R/W)	-	*	-	-
Streetscape - Median Beautification - District 6 (Priority I)	-	*	-	-
Streetscape - Median Beautification - District 6 (Priority II)	-	*	-	-
Streetscape/Landscape - White Avenue (I-10 to Auto Center Dr)	-		-	-
Subtotals:			-	-
Streets Category Totals:			14,974,756	41,463,283

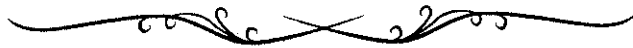
*Council Request tracked since FY 03/04

Five Year Capital Improvement Program

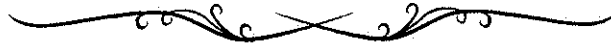

Adopted 2008/09	Plan 2009/10	Plan 2010/11	Plan 2011/12	Plan Beyond 2012	Impact to Future Operating
-	-	-	-	1,100,000	Minimal
-	-	-	-	875,000	Minimal
-	-	-	-	1,200,000	Minimal
-	245,600	-	-	-	Minimal
-	-	-	-	775,000	Minimal
-	-	-	-	438,817	Minimal
-	544,000	-	-	-	Minimal
-	-	-	-	6,254,000	Minimal
-	-	-	-	1,150,000	Minimal
-	-	-	-	5,800,000	Minimal
-	5,732,485	-	-	26,119,760	
8,140,876	21,150,617	2,750,000	250,000	62,095,132	



THIS PAGE INTENTIONALLY LEFT BLANK



Funded Projects



CITY OF POMONA
Capital Improvement Program Project Details

Project Title: Curb Ramps - District 1, 2, 3, 4, and 6 (FY 2005/06)

Project Description: This project will provide for the construction of curb ramps. The estimated maximum number by District is: District 1: 6 ramps; District 2: 8 ramps; District 3: 5 ramps; District 4: 5 ramps; District 6: 5 ramps.

Project Number:
 213-2590-XXXXX-64488

Department / Division
 PW/Engineering

Council District: <input checked="" type="checkbox"/> - 1 <input checked="" type="checkbox"/> - 2 <input checked="" type="checkbox"/> - 3 <input checked="" type="checkbox"/> - 4 <input type="checkbox"/> - 5 <input checked="" type="checkbox"/> - 6 <input type="checkbox"/> Citywide <input type="checkbox"/> Council Request	Project Status: <input type="checkbox"/> New <input type="checkbox"/> Pending <input checked="" type="checkbox"/> In design <input type="checkbox"/> RFP prepared <input type="checkbox"/> Out to Bid <input type="checkbox"/> Under Construction	Changes from Prior Year: <input checked="" type="checkbox"/> No Change <input type="checkbox"/> Project Accelerated <input type="checkbox"/> Project Delayed <input type="checkbox"/> Additional Approp <input type="checkbox"/> Decrease Approp	Project Statistics: Project related to: <input checked="" type="checkbox"/> Safety & Health <input type="checkbox"/> Masterplan <input checked="" type="checkbox"/> Council Goal <u>Maint & Improve Infrastructure</u> Origination Yr: FY05/06 Yr Amended: FY07/08 % Completed: 10%
---	--	--	---

Financial Requirements:

Cost by Project Categorization	Cost	Funding Summary	Impact on Future Operating Costs
Land Acquisition / Right of Way		Total Proj Cost \$ 37,691	Increase <input type="checkbox"/> Annual Amt \$
Engineering / Architecture	1,500	Total Funded \$ 37,691	Decrease <input type="checkbox"/> Annual Amt \$
Internal Costs (staff & operational expenses)	2,000	Total Unfunded \$ -	Minimal <input checked="" type="checkbox"/> Chg'd to fund # 101
Construction	32,191	Restricted Funding <input checked="" type="checkbox"/> Yes <input type="checkbox"/> No	
Construction Mgmt / Inspection	2,000		
Other - Specify Labor Compliance			
Total	37,691		

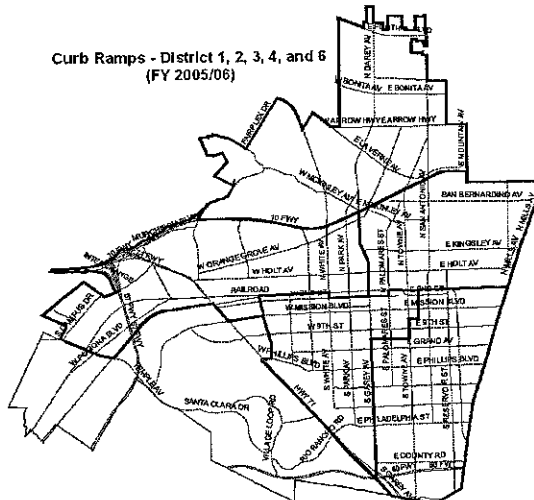
Funding Allocation

Funding Source(s)	YTD Costs 02/29/2008	Remaining Budget	Fiscal 2008/09	Plan 2009/10	Plan 2010/11	Plan 2011/12	Plan Beyond 2012
CDBG (117-64488)	3,619	34,072					
Total	3,619	34,072	-	-	-	-	-

Proposed Unfunded Project Costs

Project Location

Curb Ramps - District 1, 2, 3, 4, and 6
 (FY 2005/06)



CITY OF POMONA
Capital Improvement Program Project Details

Project Title: Curb Ramps - District 2, 4, and 6 (FY 2007/08)

Project Description: This project will provide for the construction of curb ramps. The estimated maximum number by District is: District 2: 6 ramps; District 4: 15 ramps; District 6: 36 ramps.

Project Number:
 213-2590-XXXXX-64583
 Department / Division
 PW/Engineering

Council District: <input type="checkbox"/> -1 <input checked="" type="checkbox"/> -2 <input type="checkbox"/> -3 <input checked="" type="checkbox"/> -4 <input type="checkbox"/> -5 <input checked="" type="checkbox"/> -6 <input type="checkbox"/> Citywide <input checked="" type="checkbox"/> Council Request	Project Status: <input type="checkbox"/> New <input type="checkbox"/> Pending <input checked="" type="checkbox"/> In design <input type="checkbox"/> RFP prepared <input type="checkbox"/> Out to Bid <input type="checkbox"/> Under Construction	Changes from Prior Year: <input checked="" type="checkbox"/> No Change <input type="checkbox"/> Project Accelerated <input type="checkbox"/> Project Delayed <input type="checkbox"/> Additional Approp <input type="checkbox"/> Decrease Approp	Project Statistics: Project related to: _____ Origination Yr: FY07/08 <input checked="" type="checkbox"/> Safety & Health Yr Amended: FY07/08 <input type="checkbox"/> Masterplan _____ % Completed: 1% <input checked="" type="checkbox"/> Council Goal <u>Maint & Improve Infrastructure</u>
--	--	--	---

Financial Requirements:

Cost by Project Categorization	Cost	Funding Summary	Impact on Future Operating Costs
Land Acquisition / Right of Way		Total Proj Cost \$ 72,800	Increase <input type="checkbox"/> Annual Amt \$ _____
Engineering / Architecture	1,000	Total Funded \$ 72,800	Decrease <input type="checkbox"/> Annual Amt \$ _____
Internal Costs (staff & operational expenses)	8,000	Total Unfunded \$ -	Minimal <input checked="" type="checkbox"/> Chg'd to fund # 101
Construction	54,800	Restricted Funding <input checked="" type="checkbox"/> Yes <input type="checkbox"/> No	
Construction Mgmt / Inspection	8,000		
Other - Specify Lb.Compl., Geotech., Environmental	1,000		
Total	72,800		

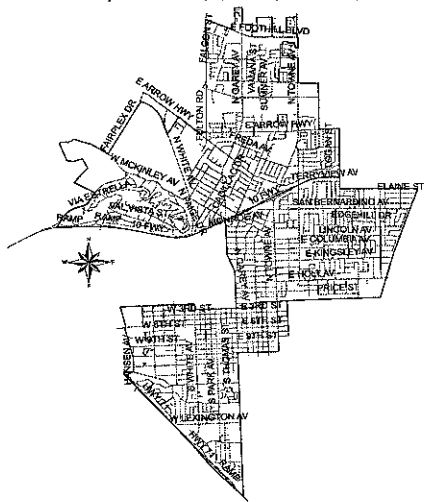
Funding Allocation

Funding Source(s)	YTD Costs 02/29/2008	Remaining Budget	Fiscal 2008/09	Plan 2009/10	Plan 2010/11	Plan 2011/12	Plan Beyond 2012
CDBG (112-64583)	800	9,600					
CDBG (114-64583)		26,000					
CDBG (116-64583)		36,400					
Total	800	72,000	-	-	-	-	-

Proposed						
Unfunded Project Costs						

Project Location

Curb Ramps - District 2, 4, and 6 (FY 2007/08)



CITY OF POMONA
Capital Improvement Program Project Details

Project Title: Curb Ramps and Sidewalks - District 2

Project Description: Pursuant to the American's with Disabilities Act, the City of Pomona is required by federal law, to make reasonable accommodation for disabled persons, including curb ramps along sidewalks. This project will provide for the installation of curb ramps adjacent to and approaching Fremont Jr. High School, Garey High School and Lexington elementary School.

Project Number:
112-2590-XXXXX-64383
Department / Division
PW/Engineering

Council District: <input type="checkbox"/> - 1 <input checked="" type="checkbox"/> - 2 <input type="checkbox"/> - 3 <input type="checkbox"/> - 4 <input type="checkbox"/> - 5 <input type="checkbox"/> - 6 <input type="checkbox"/> Citywide <input type="checkbox"/> Council Request	Project Status: <input type="checkbox"/> New <input type="checkbox"/> Pending <input type="checkbox"/> RFP prepared <input checked="" type="checkbox"/> In design <input type="checkbox"/> Out to Bid <input type="checkbox"/> Under Construction	Changes from Prior Year: <input checked="" type="checkbox"/> No Change <input type="checkbox"/> Project Accelerated <input type="checkbox"/> Project Delayed <input type="checkbox"/> Additional Approp <input type="checkbox"/> Decrease Approp	Project Statistics: Project related to: _____ Origination Yr: FY02/03 <input checked="" type="checkbox"/> Safety & Health Yr Amended: FY05/06 <input checked="" type="checkbox"/> Masterplan _____ Sidewalk % Completed: 5% <input checked="" type="checkbox"/> Council Goal Maint & Improve Infrastructure _____
---	--	--	---

Financial Requirements:

Cost by Project Categorization	Cost	Funding Summary	Impact on Future Operating Costs
Land Acquisition / Right of Way		Total Proj Cost \$ 123,874	Increase <input type="checkbox"/> Annual Amt \$ _____
Engineering / Architecture	7,000	Total Funded \$ 123,874	Decrease <input type="checkbox"/> Annual Amt \$ _____
Internal Costs (staff & operational expenses)	5,500	Total Unfunded \$ -	Minimal <input checked="" type="checkbox"/> Chg'd to fund # 101
Construction	104,374	Restricted Funding <input checked="" type="checkbox"/> Yes <input type="checkbox"/> No	
Construction Mgmt / Inspection	7,000		
Other - Specify _____			
Total	123,874		

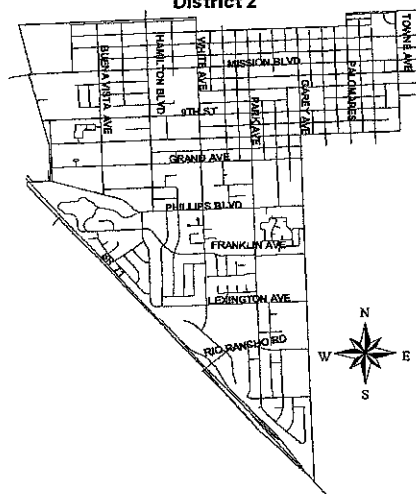
Funding Allocation

Funding Source(s)	YTD Costs 02/29/2008	Remaining Budget	Fiscal 2008/09	Plan 2009/10	Plan 2010/11	Plan 2011/12	Plan Beyond 2012
CDBG (112-64383)	5,694	118,180					
Total	5,694	118,180	-	-	-	-	-

Proposed							
Unfunded Project Costs							

Project Location

**Curb Ramps and Sidewalks -
District 2**



CITY OF POMONA
Capital Improvement Program Project Details

Project Title: Holt Avenue Corridor Improvement

Project Description: This project includes, but is not limited to, landscaped medians and sidewalks, banner poles, directional / locational signage, bus enclosures, other streetscape amenities, and "smart" security technology incorporated into streetlights, at intersections and at key locations along the Holt corridor between State Route 71 and the east City limit.

Project Number:
 480-6725-XXXXX-72040
 Department / Division
 RDA & PW/Engineering

Council District: <input checked="" type="checkbox"/> - 1 <input type="checkbox"/> - 2 <input type="checkbox"/> - 3 <input checked="" type="checkbox"/> - 4 <input type="checkbox"/> - 5 <input type="checkbox"/> - 6 <input type="checkbox"/> Citywide <input type="checkbox"/> Council Request	Project Status: <input type="checkbox"/> New <input checked="" type="checkbox"/> Pending <input type="checkbox"/> RFP prepared <input type="checkbox"/> In design <input type="checkbox"/> Out to Bid <input type="checkbox"/> Under Construction	Changes from Prior Year: <input checked="" type="checkbox"/> No Change <input type="checkbox"/> Project Accelerated <input type="checkbox"/> Project Delayed <input type="checkbox"/> Additional Approp <input type="checkbox"/> Decrease Approp	Project Statistics: Project related to: Origination Yr: FY01/02 <input checked="" type="checkbox"/> Safety & Health Yr Amended: FY05/06 <input checked="" type="checkbox"/> Masterplan Sidewalk % Completed: 3% <input checked="" type="checkbox"/> Council Goal Maint & Improve Infrastructure
--	--	--	--

Financial Requirements:

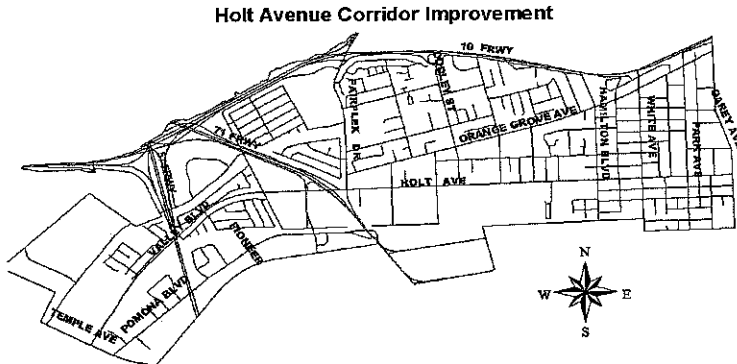
Cost by Project Categorization	Cost	Funding Summary	Impact on Future Operating Costs
Land Acquisition / Right of Way		Total Proj Cost \$ 689,750	Increase <input type="checkbox"/> Annual Amt \$ _____
Engineering / Architecture	109,750	Total Funded \$ 689,750	Decrease <input type="checkbox"/> Annual Amt \$ _____
Internal Costs (staff & operational expenses)	65,800	Total Unfunded \$ -	Minimal <input checked="" type="checkbox"/> Chg'd to fund # 101
Construction	376,900	Restricted Funding <input checked="" type="checkbox"/> Yes <input type="checkbox"/> No	
Construction Mgmt / Inspection	109,800		
Other - Specify	27,500		
Total	689,750		

Funding Allocation

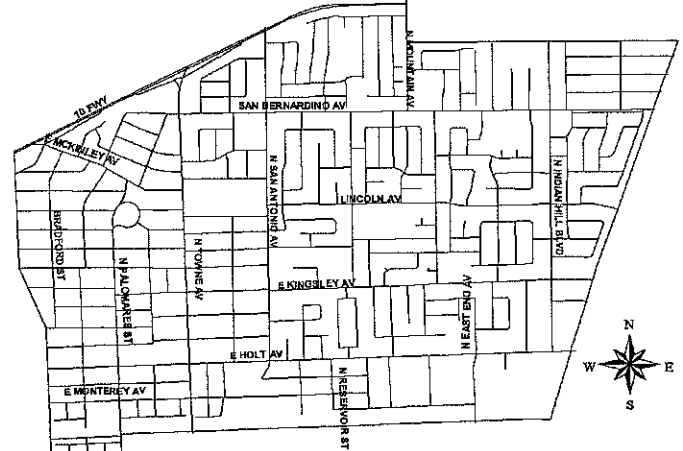
Funding Source(s)	YTD Costs 02/29/2008	Remaining Budget	Fiscal 2008/09	Plan 2009/10	Plan 2010/11	Plan 2011/12	Plan Beyond 2012
Series "AD" Bonds	20,168	669,582					
Total	20,168	669,582	-	-	-	-	-

Proposed Unfunded Project Costs

Project Location



Holt Avenue Corridor Improvement



CITY OF POMONA
Capital Improvement Program Project Details

Project Title: Jaycee Park - Road Closures (at Briarwood Lane)

Project Description: This project provides for the closure of Claremont Place and Singingwood Avenue at Briarwood Lane adjacent to Jaycee Park.

Project Number:
 422-2590-XXXXX-83002
 Department / Division
 PW/Engineering

Council District: <input type="checkbox"/> -1 <input type="checkbox"/> -2 <input type="checkbox"/> -3 <input checked="" type="checkbox"/> -4 <input type="checkbox"/> -5 <input type="checkbox"/> -6 <input type="checkbox"/> Citywide <input checked="" type="checkbox"/> Council Request	Project Status: <input type="checkbox"/> New <input type="checkbox"/> Pending <input type="checkbox"/> RFP prepared <input type="checkbox"/> In design <input type="checkbox"/> Out to Bid <input type="checkbox"/> Under Construction	Changes from Prior Year: <input type="checkbox"/> No Change <input type="checkbox"/> Project Accelerated <input type="checkbox"/> Project Delayed <input type="checkbox"/> Additional Approp <input type="checkbox"/> Decrease Approp	Project Statistics: Project related to: _____ <input type="checkbox"/> Safety & Health <input checked="" type="checkbox"/> Masterplan _____ Parks <input checked="" type="checkbox"/> Council Goal _____ Quality City Services Origination Yr: FY06/07 Yr Amended: N/A % Completed: 93%
--	---	---	---

Financial Requirements:

Cost by Project Categorization	Cost	Funding Summary	Impact on Future Operating Costs
Land Acquisition / Right of Way		Total Proj Cost \$ 74,000	Increase <input type="checkbox"/> Annual Amt \$ _____
Engineering / Architecture	4,600	Total Funded \$ 74,000	Decrease <input type="checkbox"/> Annual Amt \$ _____
Internal Costs (staff & operational expenses)	1,500	Total Unfunded \$ -	Minimal <input checked="" type="checkbox"/> Chg'd to fund # 101
Construction	62,000	Restricted Funding <input checked="" type="checkbox"/> Yes <input type="checkbox"/> No	
Construction Mgmt / Inspection	3,400		
Other - : Topo, Utilities, Geotech	2,500		
Total	74,000		

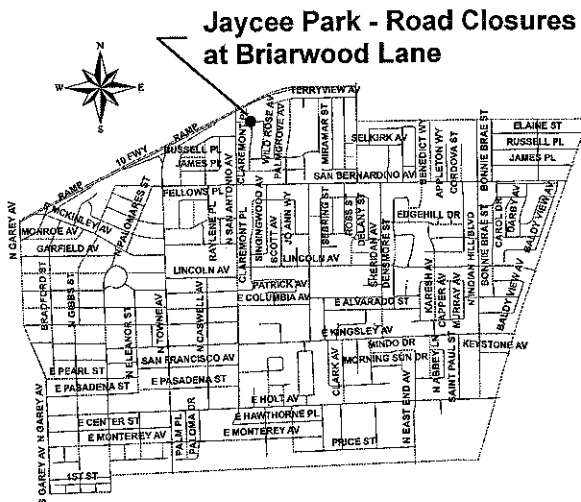
Funding Allocation

Funding Source(s)	YTD Costs 02/29/2008	Remaining Budget	Fiscal 2008/09	Plan 2009/10	Plan 2010/11	Plan 2011/12	Plan Beyond 2012
Series "AN" Bonds	68,702	5,298					
Total	68,702	5,298	-	-	-	-	-

Proposed

Unfunded Project Costs

Project Location



CITY OF POMONA
Capital Improvement Program Project Details

Project Title: Mission Corridor Improvement

Project Description: This project will provide improvements at key intersections and will include hardscape and lighting improvements.

Project Number:
 480-6725-XXXXX-72041
 Department / Division
 RDA & PW/Engineering

Council District: <input type="checkbox"/> - 1 <input checked="" type="checkbox"/> - 2 <input checked="" type="checkbox"/> - 3 <input type="checkbox"/> - 4 <input checked="" type="checkbox"/> - 5 <input type="checkbox"/> - 6 <input type="checkbox"/> Citywide <input type="checkbox"/> Council Request	Project Status: <input type="checkbox"/> New <input checked="" type="checkbox"/> Pending <input type="checkbox"/> RFP prepared <input type="checkbox"/> In design <input type="checkbox"/> Out to Bid <input type="checkbox"/> Under Construction	Changes from Prior Year: <input checked="" type="checkbox"/> No Change <input type="checkbox"/> Project Accelerated <input type="checkbox"/> Project Delayed <input type="checkbox"/> Additional Approp <input type="checkbox"/> Decrease Approp	Project Statistics: Project related to: _____ Origination Yr: FY01/02 <input checked="" type="checkbox"/> Safety & Health Yr Amended: N/A <input checked="" type="checkbox"/> Masterplan Sidewalk % Completed: 2% <input checked="" type="checkbox"/> Council Goal Maint & Improve Infrastructure
---	--	--	--

Financial Requirements:

<i>Cost by Project Categorization</i>	<i>Cost</i>	<i>Funding Summary</i>	<i>Impact on Future Operating Costs</i>
Land Acquisition / Right of Way		Total Proj Cost \$ <u>750,000</u>	Increase <input type="checkbox"/> Annual Amt \$ _____
Engineering / Architecture	<u>51,800</u>	Total Funded \$ <u>750,000</u>	Decrease <input type="checkbox"/> Annual Amt \$ _____
Internal Costs (staff & operational expenses)	<u>37,700</u>	Total Unfunded \$ _____	Minimal <input checked="" type="checkbox"/> Chg'd to fund # <u>101</u>
Construction	<u>595,700</u>	Restricted Funding <input checked="" type="checkbox"/> Yes <input type="checkbox"/> No	
Construction Mgmt / Inspection	<u>51,800</u>		
Other - Specify	<u>13,000</u>		
Total	<u>750,000</u>		

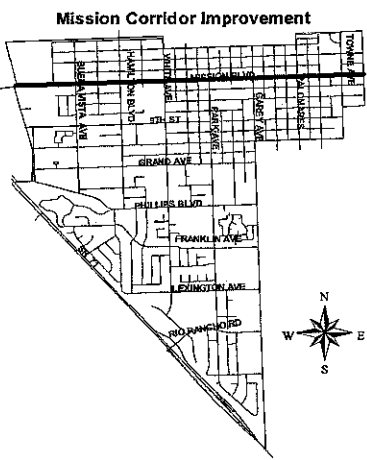
Funding Allocation

Funding Source(s)	YTD Costs 02/29/2008	Remaining Budget	Fiscal 2008/09	Plan 2009/10	Plan 2010/11	Plan 2011/12	Plan Beyond 2012
Series "AD" Bonds	18,023	731,977					
Total	18,023	731,977	-	-	-	-	-

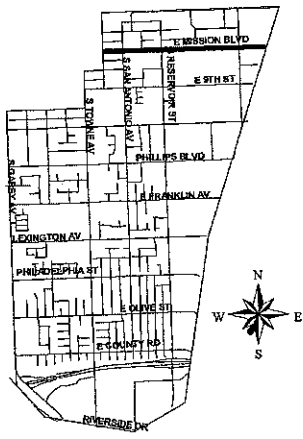
Proposed Unfunded Project Costs

--	--	--	--	--	--	--	--

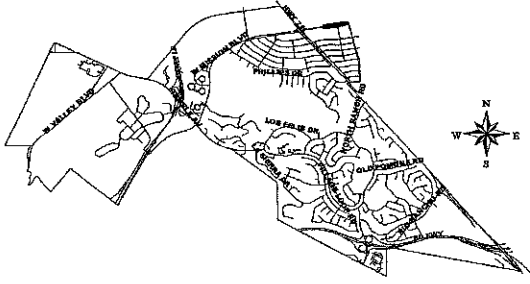
Project Location



Mission Corridor Improvement



Mission Corridor Improvement



CITY OF POMONA
Capital Improvement Program Project Details

Project Title: **Sidewalks - Monterey Avenue (Reservoir St to Mountain View Ave) and Foothill Boulevard**

Project Description: This project, at the request of residents and Councilmembers, provides for the construction of sidewalk, curb, gutter, a. c. pavement, drive approaches and curb access ramp on the south side of Monterey between Reservoir Street and Mountain View Avenue. The improvements on Foothill Boulevard from Garey Avenue to approximately 300 feet west of Garey Avenue has been completed.

Project Number:
418-2590-XXXXX-76015
 Department / Division
PW/Engineering

Council District: <input type="checkbox"/> - 1 <input type="checkbox"/> - 2 <input type="checkbox"/> - 3 <input checked="" type="checkbox"/> - 4 <input type="checkbox"/> - 5 <input checked="" type="checkbox"/> - 6 <input type="checkbox"/> Citywide <input type="checkbox"/> Council Request	Project Status: <input type="checkbox"/> New <input type="checkbox"/> Pending <input type="checkbox"/> RFP prepared <input checked="" type="checkbox"/> In design <input type="checkbox"/> Out to Bid <input type="checkbox"/> Under Construction	Changes from Prior Year: <input checked="" type="checkbox"/> No Change <input type="checkbox"/> Project Accelerated <input type="checkbox"/> Project Delayed <input type="checkbox"/> Additional Approp <input type="checkbox"/> Decrease Approp	Project Statistics: Project related to: _____ <input checked="" type="checkbox"/> Safety & Health <input checked="" type="checkbox"/> Masterplan _____ Sidewalk <input checked="" type="checkbox"/> Council Goal _____ Maint & Improve Infrastructure Origination Yr: FY98/99 Yr Amended: FY07/08 % Completed: 6%
--	--	--	---

Financial Requirements:

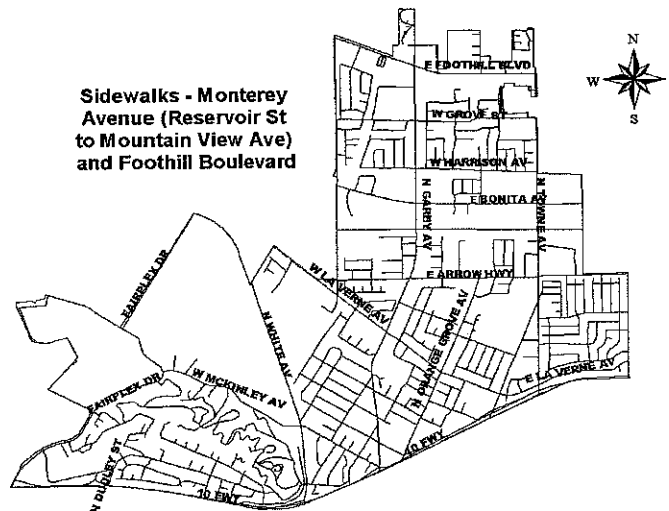
<i>Cost by Project Categorization</i>	<i>Cost</i>	<i>Funding Summary</i>	<i>Impact on Future Operating Costs</i>
Land Acquisition / Right of Way		Total Proj Cost \$ <u>235,123</u>	Increase <input type="checkbox"/> Annual Amt \$ _____
Engineering / Architecture	<u>4,500</u>	Total Funded \$ <u>235,123</u>	Decrease <input type="checkbox"/> Annual Amt \$ _____
Internal Costs (staff & operational expenses)	<u>18,123</u>	Total Unfunded \$ _____	Minimal <input checked="" type="checkbox"/> Chg'd to fund # <u>101</u>
Construction	<u>200,000</u>	Restricted Funding <input checked="" type="checkbox"/> Yes <input type="checkbox"/> No	
Construction Mgmt / Inspection	<u>10,000</u>		
Other - Environmental	<u>2,500</u>		
Total	<u>235,123</u>		

Funding Allocation

Funding Source(s)	YTD Costs 02/29/2008	Remaining Budget	Fiscal 2008/09	Plan 2009/10	Plan 2010/11	Plan 2011/12	Plan Beyond 2012
CDBG (213-76015)	14,536	128,587					
Series "AG" Bonds		92,000					
Total	14,536	220,587	-	-	-	-	-

Proposed							
Unfunded Project Costs							

Project Location



CITY OF POMONA
Capital Improvement Program Project Details

Project Title: Street Improvements - American Avenue and Mountain Avenue

Project Description: This project will be a joint project with the City of Claremont to share in the cost of street improvements to American Avenue (Mills Avenue to Indian Hill) and Mountain Avenue (Arrow Highway to I-10).

Project Number:
 208-2594-XXXXX-67876

Department / Division
 PW/Engineering

Council District: <input type="checkbox"/> - 1 <input type="checkbox"/> - 2 <input type="checkbox"/> - 3 <input checked="" type="checkbox"/> - 4 <input type="checkbox"/> - 5 <input checked="" type="checkbox"/> - 6 <input type="checkbox"/> Citywide <input type="checkbox"/> Council Request	Project Status: <input type="checkbox"/> New <input checked="" type="checkbox"/> Pending <input type="checkbox"/> RFP prepared <input type="checkbox"/> In Design <input type="checkbox"/> Out to Bid <input type="checkbox"/> Under Construction	Changes from Prior Year: <input checked="" type="checkbox"/> No Change <input type="checkbox"/> Project Accelerated <input type="checkbox"/> Project Delayed <input type="checkbox"/> Additional Approp <input type="checkbox"/> Decrease Approp	Project Statistics: Project related to: _____ <input checked="" type="checkbox"/> Safety & Health <input type="checkbox"/> Masterplan _____ <input checked="" type="checkbox"/> Council Goal <u>Maintain and Improve Infrastructure</u> Origination Yr: FY05/06 Yr Amended: N/A % Completed: 2%
--	--	--	---

Financial Requirements:

Cost by Project Categorization	Cost	Funding Summary	Impact on Future Operating Costs
Land Acquisition / Right of Way	_____	Total Proj Cost \$ <u>25,000</u>	Increase <input type="checkbox"/> Annual Amt \$ _____
Engineering / Architecture	_____	Total Funded \$ <u>25,000</u>	Decrease <input type="checkbox"/> Annual Amt \$ _____
Internal Costs (staff & operational expenses)	_____	Total Unfunded \$ _____	Minimal <input checked="" type="checkbox"/> Chg'd to fund # <u>101</u>
Construction	<u>25,000</u>	Restricted Funding <input checked="" type="checkbox"/> Yes <input type="checkbox"/> No	
Construction Mgmt / Inspection	_____		
Other - Specify Labor Compliance	_____		
Total	<u>25,000</u>		

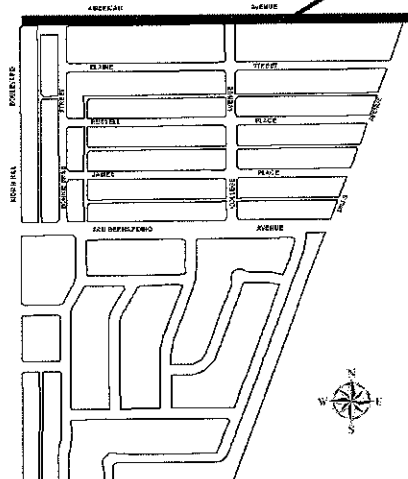
Funding Allocation

Funding Source(s)	YTD Costs 02/29/2008	Remaining Budget	Fiscal 2008/09	Plan 2009/10	Plan 2010/11	Plan 2011/12	Plan Beyond 2012
Gas Tax	388	24,612					
Total	388	24,612	-	-	-	-	-

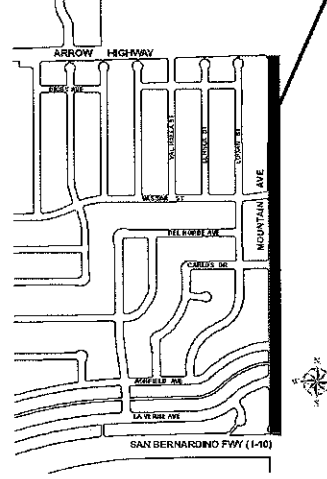
Proposed _____
Unfunded Project Costs _____

Project Location

Street Improvements - American Avenue



Street Improvements - Mountain Avenue



CITY OF POMONA
Capital Improvement Program Project Details

Project Title: Street Improvements - Avenida Rancheros (from Los Felis Dr to Rancho Navato Dr)

Project Description: This project will provide for street improvements on Avenida Rancheros from Los Felis Drive to Rancho Navato Drive.

Project Number:
419-2590-XXXXX-50403

Department / Division
PW/Engineering

Council District: <input type="checkbox"/> - 1 <input checked="" type="checkbox"/> - 2 <input type="checkbox"/> - 3 <input type="checkbox"/> - 4 <input checked="" type="checkbox"/> - 5 <input type="checkbox"/> - 6 <input type="checkbox"/> Citywide <input checked="" type="checkbox"/> Council Request	Project Status: <input type="checkbox"/> New <input type="checkbox"/> Pending <input type="checkbox"/> RFP prepared <input type="checkbox"/> In design <input type="checkbox"/> Out to Bid <input checked="" type="checkbox"/> Under Construction	Changes from Prior Year: <input checked="" type="checkbox"/> No Change <input type="checkbox"/> Project Accelerated <input type="checkbox"/> Project Delayed <input type="checkbox"/> Additional Approp <input type="checkbox"/> Decrease Approp	Project Statistics: Project related to: Origination Yr: FY05/06 <input checked="" type="checkbox"/> Safety & Health Yr Amended: FY07/08 <input checked="" type="checkbox"/> Masterplan Pavement Mgmt System % Completed: 1% <input checked="" type="checkbox"/> Council Goal Maint & Improve Infrastructure
---	--	--	--

Financial Requirements:

Cost by Project Categorization	Cost	Funding Summary	Impact on Future Operating Costs
Land Acquisition / Right of Way		Total Proj Cost \$ 500,000	Increase <input type="checkbox"/> Annual Amt \$ _____
Engineering / Architecture	40,000	Total Funded \$ 500,000	Decrease <input type="checkbox"/> Annual Amt \$ _____
Internal Costs (staff & operational expenses)	15,000	Total Unfunded \$ -	Minimal <input checked="" type="checkbox"/> Chg'd to fund # 101
Construction	425,000	Restricted Funding <input checked="" type="checkbox"/> Yes <input type="checkbox"/> No	
Construction Mgmt / Inspection	15,000		
Other - Specify	5,000		
Total	500,000		

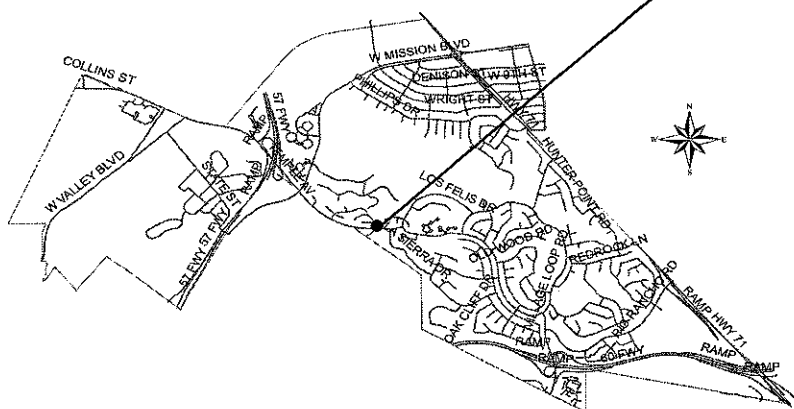
Funding Allocation

Funding Source(s)	YTD Costs 02/29/2008	Remaining Budget	Fiscal 2008/09	Plan 2009/10	Plan 2010/11	Plan 2011/12	Plan Beyond 2012
Series "AL" Bonds	5,816	494,184					
Total	5,816	494,184	-	-	-	-	-

Proposed							
Unfunded Project Costs							

Project Location

**Street Improvements - Avenida Rancheros
(from Los Felis Dr to Rancho Navato Dr)**



CITY OF POMONA
Capital Improvement Program Project Details

Project Title: Street Improvements - Casa Vista Drive (Orange Grove Ave to Murchison Ave)

Project Description: This project will provide for street improvements on Casa Vista Drive from Orange Grove Avenue to Murchison Avenue.

Project Number:
 208-2594-XXXXX-67865

Department / Division
 PW/Engineering

Council District: <input checked="" type="checkbox"/> - 1 <input type="checkbox"/> - 2 <input type="checkbox"/> - 3 <input type="checkbox"/> - 4 <input type="checkbox"/> - 5 <input type="checkbox"/> - 6 <input type="checkbox"/> Citywide <input type="checkbox"/> Council Request	Project Status: <input type="checkbox"/> New <input type="checkbox"/> Pending <input type="checkbox"/> RFP prepared <input type="checkbox"/> In design <input type="checkbox"/> Out to Bid <input checked="" type="checkbox"/> Under Construction	Changes from Prior Year: <input type="checkbox"/> No Change <input type="checkbox"/> Project Accelerated <input type="checkbox"/> Project Delayed <input type="checkbox"/> Additional Approp <input type="checkbox"/> Decrease Approp	Project Statistics: Project related to: _____ <input checked="" type="checkbox"/> Safety & Health <input checked="" type="checkbox"/> Masterplan _____ Pavement Mgmt System <input checked="" type="checkbox"/> Council Goal _____ Maint & Improve Infrastructure Origination Yr: FY02/03 Yr Amended: FY08/09 % Completed: 29%
---	--	---	--

Financial Requirements:

Cost by Project Categorization	Cost	Funding Summary	Impact on Future Operating Costs
Land Acquisition / Right of Way		Total Proj Cost \$ 122,910	Increase <input type="checkbox"/> Annual Amt \$ _____
Engineering / Architecture	20,000	Total Funded \$ 122,910	Decrease <input type="checkbox"/> Annual Amt \$ _____
Internal Costs (staff & operational expenses)	17,314	Total Unfunded \$ -	Minimal <input checked="" type="checkbox"/> Chg'd to fund # 101
Construction	75,596	Restricted Funding <input checked="" type="checkbox"/> Yes <input type="checkbox"/> No	
Construction Mgmt / Inspection	7,500		
Other - Environmental	2,500		
Total	122,910		

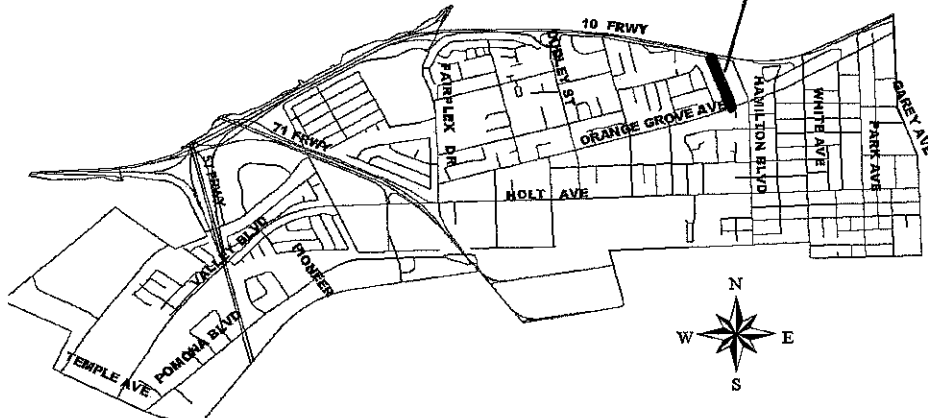
Funding Allocation

Funding Source(s)	YTD Costs 02/29/2008	Remaining Budget	Fiscal 2008/09	Plan 2009/10	Plan 2010/11	Plan 2011/12	Plan Beyond 2012
Gas Tax	35,516	41,984					
Series "AG" Bonds		45,410					
Total	35,516	87,394	-	-	-	-	-

Proposed
Unfunded Project Costs

Project Location

**Street Improvements - Casa Vista Drive
 (Orange Grove Ave to Murchison Ave)**



CITY OF POMONA
Capital Improvement Program Project Details

Project Title: Street Improvements - Commercial Street (Garey Ave to Gibbs St)

Project Description: This project will provide for street improvements on Commercial Street from Garey Avenue to Gibbs Street.

Project Number:
 208-2594-XXXXX-67866
 Department / Division
 PW/Engineering

Council District: <input type="checkbox"/> - 1 <input type="checkbox"/> - 2 <input type="checkbox"/> - 3 <input checked="" type="checkbox"/> - 4 <input type="checkbox"/> - 5 <input type="checkbox"/> - 6 <input type="checkbox"/> Citywide <input type="checkbox"/> Council Request	Project Status: <input type="checkbox"/> New <input checked="" type="checkbox"/> Pending <input type="checkbox"/> RFP prepared <input type="checkbox"/> In design <input type="checkbox"/> Out to Bid <input type="checkbox"/> Under Construction	Changes from Prior Year: <input checked="" type="checkbox"/> No Change <input type="checkbox"/> Project Accelerated <input type="checkbox"/> Project Delayed <input type="checkbox"/> Additional Approp <input type="checkbox"/> Decrease Approp	Project Statistics: Project related to: _____ Origination Yr: FY02/03 <input checked="" type="checkbox"/> Safety & Health Yr Amended: N/A <input checked="" type="checkbox"/> Masterplan Pavement Mgmt System % Completed: 26% <input checked="" type="checkbox"/> Council Goal Maint & Improve Infrastructure
---	--	--	---

Financial Requirements:

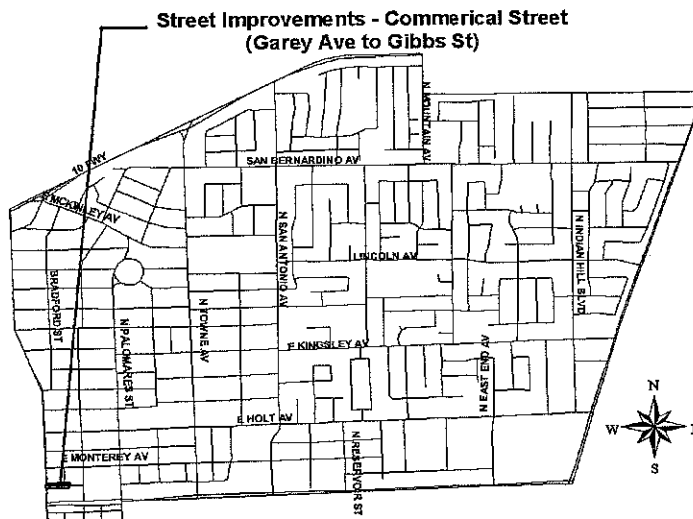
Cost by Project Categorization	Cost	Funding Summary	Impact on Future Operating Costs
Land Acquisition / Right of Way		Total Proj Cost \$ 128,500	Increase <input type="checkbox"/> Annual Amt \$ _____
Engineering / Architecture	8,750	Total Funded \$ 128,500	Decrease <input type="checkbox"/> Annual Amt \$ _____
Internal Costs (staff & operational expenses)	5,375	Total Unfunded \$ -	Minimal <input checked="" type="checkbox"/> Chg'd to fund # 101
Construction	100,625	Restricted Funding <input checked="" type="checkbox"/> Yes <input type="checkbox"/> No	
Construction Mgmt / Inspection	8,750		
Other - Specify	5,000		
Total	128,500		

Funding Allocation

Funding Source(s)	YTD Costs 02/29/2008	Remaining Budget	Fiscal 2008/09	Plan 2009/10	Plan 2010/11	Plan 2011/12	Plan Beyond 2012
Gas Tax	33,798	94,702					
Total	33,798	94,702	-	-	-	-	-

Proposed
Unfunded Project Costs

Project Location



CITY OF POMONA
Capital Improvement Program Project Details

Project Title: Street Improvements - Commercial Street (Rebecca St to Main St)

Project Description: This project will provide for street improvements on Commercial Street from Rebecca Street to Main Street.

Project Number:
 208-2594-XXXXX-67867
 Department / Division
 PW/Engineering

Council District: <input checked="" type="checkbox"/> - 1 <input type="checkbox"/> - 2 <input type="checkbox"/> - 3 <input type="checkbox"/> - 4 <input type="checkbox"/> - 5 <input type="checkbox"/> - 6 <input type="checkbox"/> Citywide <input type="checkbox"/> Council Request	Project Status: <input type="checkbox"/> New <input type="checkbox"/> Pending <input type="checkbox"/> RFP prepared <input type="checkbox"/> In design <input type="checkbox"/> Out to Bid <input checked="" type="checkbox"/> Under Construction	Changes from Prior Year: <input type="checkbox"/> No Change <input type="checkbox"/> Project Accelerated <input type="checkbox"/> Project Delayed <input type="checkbox"/> Additional Approp <input type="checkbox"/> Decrease Approp	Project Statistics: Project related to: _____ Origination Yr: FY02/03 <input checked="" type="checkbox"/> Safety & Health Yr Amended: FY08/09 <input checked="" type="checkbox"/> Masterplan Pavement Mgmt System % Completed: 33% <input checked="" type="checkbox"/> Council Goal Maint & Improve Infrastructure
---	--	---	---

Financial Requirements:

Cost by Project Categorization	Cost	Funding Summary	Impact on Future Operating Costs
Land Acquisition / Right of Way		Total Proj Cost \$ 128,500	Increase <input type="checkbox"/> Annual Amt \$ _____
Engineering / Architecture	14,353	Total Funded \$ 128,500	Decrease <input type="checkbox"/> Annual Amt \$ _____
Internal Costs (staff & operational expenses)	10,000	Total Unfunded \$ -	Minimal <input checked="" type="checkbox"/> Chg'd to fund # 101
Construction	86,647	Restricted Funding <input checked="" type="checkbox"/> Yes <input type="checkbox"/> No	
Construction Mgmt / Inspection	15,000		
Other - Specify	2,500		
Total	128,500		

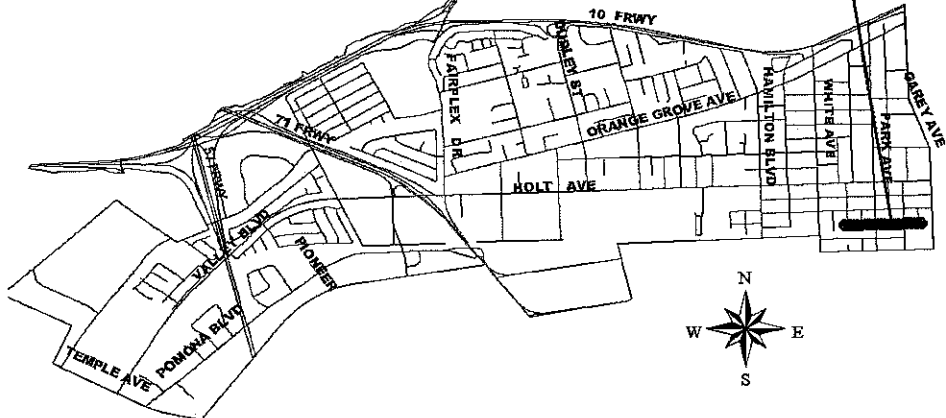
Funding Allocation

Funding Source(s)	YTD Costs 02/29/2008	Remaining Budget	Fiscal 2008/09	Plan 2009/10	Plan 2010/11	Plan 2011/12	Plan Beyond 2012
Gas Tax	42,697	85,803					
Total	42,697	85,803	-	-	-	-	-

Proposed Unfunded Project Costs

Project Location

**Street Improvements - Commercial Street
 (Rebecca St to Main St)**



CITY OF POMONA
Capital Improvement Program Project Details

Project Title: Street Improvements - Cypress Street (Mission Blvd to 6th St)

Project Description: This project will provide for street improvements on Cypress Street from Mission Blvd to 6th Street. Street improvements are to include but not be limited to curb ramps, curb, gutter, sidewalk, drive approaches, and asphalt pavement.

Project Number:
208-2594-XXXXX-67868

Department / Division
PW/Engineering

Council District: <input type="checkbox"/> -1 <input checked="" type="checkbox"/> -2 <input type="checkbox"/> -3 <input type="checkbox"/> -4 <input type="checkbox"/> -5 <input type="checkbox"/> -6 <input type="checkbox"/> Citywide <input type="checkbox"/> Council Request	Project Status: <input type="checkbox"/> New <input type="checkbox"/> Pending <input type="checkbox"/> RFP prepared <input type="checkbox"/> In design <input type="checkbox"/> Out to Bid <input checked="" type="checkbox"/> Under Construction	Changes from Prior Year: <input checked="" type="checkbox"/> No Change <input type="checkbox"/> Project Accelerated <input type="checkbox"/> Project Delayed <input type="checkbox"/> Additional Approp <input type="checkbox"/> Decrease Approp	Project Statistics: Project related to: _____ Origination Yr: FY05/06 <input checked="" type="checkbox"/> Safety & Health Yr Amended: FY07/08 <input checked="" type="checkbox"/> Masterplan Pavement Mgmt System % Completed: 100% <input checked="" type="checkbox"/> Council Goal Maintain and Improve Infrastructure
---	--	--	---

Financial Requirements:

Cost by Project Categorization	Cost	Funding Summary	Impact on Future Operating Costs
Land Acquisition / Right of Way		Total Proj Cost \$ 102,880	Increase <input type="checkbox"/> Annual Amt \$ _____
Engineering / Architecture		Total Funded \$ 102,880	Decrease <input type="checkbox"/> Annual Amt \$ _____
Internal Costs (staff & operational expenses)	9,418	Total Unfunded \$ -	Minimal <input checked="" type="checkbox"/> Chg'd to fund # 101
Construction	86,987	Restricted Funding <input checked="" type="checkbox"/> Yes <input type="checkbox"/> No	
Construction Mgmt / Inspection	5,180		
Other - Specify Environmental	1,295		
Total	102,880		

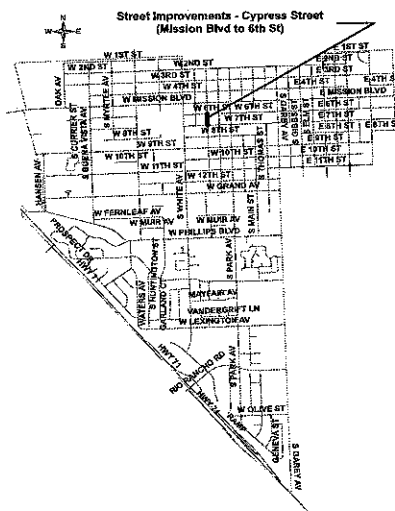
Funding Allocation

Funding Source(s)	YTD Costs 02/29/2008	Remaining Budget	Fiscal 2008/09	Plan 2009/10	Plan 2010/11	Plan 2011/12	Plan Beyond 2012
Series "AG" Bonds	38,800	80					
Gas Tax	64,000						
Total	102,800	80	-	-	-	-	-

Proposed

Unfunded Project Costs

Project Location



CITY OF POMONA
Capital Improvement Program Project Details

Project Title: Street Improvements - Linden Street (6th St to 7th St)

Project Description: This project will provide for street improvements on Linden Street from 6th Street to 7th Street. Improvements will include a.c. pavement/overlay, curb, gutter, curb access ramp, sidewalk, and alley intersections.

Project Number:
 208-2594-XXXXX-67870

Department / Division
 PW/Engineering

Council District: <input type="checkbox"/> - 1 <input checked="" type="checkbox"/> - 2 <input type="checkbox"/> - 3 <input type="checkbox"/> - 4 <input type="checkbox"/> - 5 <input type="checkbox"/> - 6 <input type="checkbox"/> Citywide <input type="checkbox"/> Council Request	Project Status: <input type="checkbox"/> New <input type="checkbox"/> Pending <input type="checkbox"/> RFP prepared <input type="checkbox"/> In design <input type="checkbox"/> Out to Bid <input checked="" type="checkbox"/> Under Construction	Changes from Prior Year: <input checked="" type="checkbox"/> No Change <input type="checkbox"/> Project Accelerated <input type="checkbox"/> Project Delayed <input type="checkbox"/> Additional Approp <input type="checkbox"/> Decrease Approp	Project Statistics: Project related to: _____ Origination Yr: FY02/03 <input checked="" type="checkbox"/> Safety & Health Yr Amended: FY07/08 <input checked="" type="checkbox"/> Masterplan Pavement Mgmt System % Completed: 99% <input checked="" type="checkbox"/> Council Goal Maintain and Improve Infrastructure
---	--	--	--

Financial Requirements:

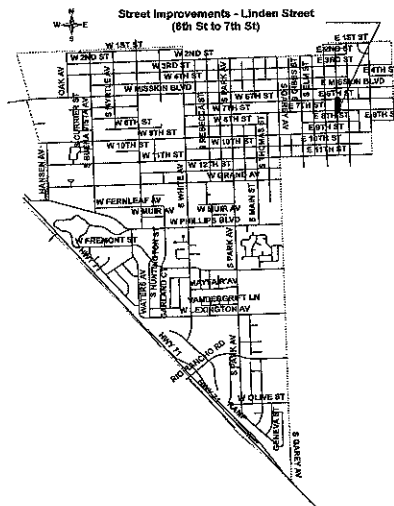
Cost by Project Categorization	Cost	Funding Summary	Impact on Future Operating Costs
Land Acquisition / Right of Way		Total Proj Cost \$ 173,500	Increase <input type="checkbox"/> Annual Amt \$ _____
Engineering / Architecture	2,380	Total Funded \$ 173,500	Decrease <input type="checkbox"/> Annual Amt \$ _____
Internal Costs (staff & operational expenses)	3,571	Total Unfunded \$ -	Minimal <input checked="" type="checkbox"/> Chg'd to fund # 101
Construction	163,383	Restricted Funding <input checked="" type="checkbox"/> Yes <input type="checkbox"/> No	
Construction Mgmt / Inspection	3,571		
Other - Specify	595		
Total	173,500		

Funding Allocation

Funding Source(s)	YTD Costs 02/29/2008	Remaining Budget	Fiscal 2008/09	Plan 2009/10	Plan 2010/11	Plan 2011/12	Plan Beyond 2012
Gas Tax	118,000	974					
Series "AN" Bonds	54,526						
Total	172,526	974	-	-	-	-	-

Proposed							
Unfunded Project Costs							

Project Location



CITY OF POMONA
Capital Improvement Program Project Details

Project Title: Street Improvements - Tenth Street W/O Hamilton Boulevard

Project Description: Construction of new curb, gutter, sidewalk, drive approach and pavement at the westerly terminus of Tenth Street west of Hamilton Boulevard. Construction of a drainage facility from Tenth Street to Eleventh Street.

Project Number:
 421-2590-XXXXX-81013
 Department / Division
 PW/Engineering

Council District: <input type="checkbox"/> - 1 <input checked="" type="checkbox"/> - 2 <input type="checkbox"/> - 3 <input type="checkbox"/> - 4 <input type="checkbox"/> - 5 <input type="checkbox"/> - 6 <input type="checkbox"/> Citywide <input checked="" type="checkbox"/> Council Request	Project Status: <input type="checkbox"/> New <input type="checkbox"/> Pending <input type="checkbox"/> RFP prepared <input checked="" type="checkbox"/> In design <input type="checkbox"/> Out to Bid <input type="checkbox"/> Under Construction	Changes from Prior Year: <input checked="" type="checkbox"/> No Change <input type="checkbox"/> Project Accelerated <input type="checkbox"/> Project Delayed <input type="checkbox"/> Additional Approp <input type="checkbox"/> Decrease Approp	Project Statistics: Project related to: _____ Origination Yr: FY03/04 <input checked="" type="checkbox"/> Safety & Health Yr Amended: N/A <input checked="" type="checkbox"/> Masterplan Alley Improvement % Completed: 24% <input checked="" type="checkbox"/> Council Goal Maint & Improve Infrastructure
--	--	--	--

Financial Requirements:

Cost by Project Categorization	Cost	Funding Summary	Impact on Future Operating Costs
Land Acquisition / Right of Way		Total Proj Cost \$ 130,000	Increase <input type="checkbox"/> Annual Amt \$ _____
Engineering / Architecture	12,500	Total Funded \$ 130,000	Decrease <input type="checkbox"/> Annual Amt \$ _____
Internal Costs (staff & operational expenses)	16,500	Total Unfunded \$ -	Minimal <input checked="" type="checkbox"/> Chg'd to fund # 101
Construction	95,000	Restricted Funding <input checked="" type="checkbox"/> Yes <input type="checkbox"/> No	
Construction Mgmt / Inspection	6,000		
Other - Specify			
Total	130,000		

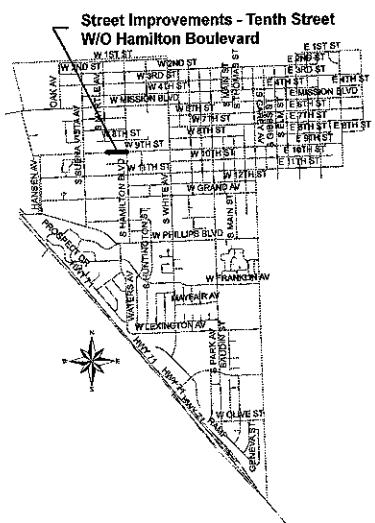
Funding Allocation

Funding Source(s)	YTD Costs 02/29/2008	Remaining Budget	Fiscal 2008/09	Plan 2009/10	Plan 2010/11	Plan 2011/12	Plan Beyond 2012
Series "AG" Bonds	31,382	98,618					
Total	31,382	98,618	-	-	-	-	-

Proposed Unfunded Project Costs

--	--	--	--	--	--	--	--

Project Location



CITY OF POMONA
Capital Improvement Program Project Details

Project Title: Street Rehabilitation - District 2 and 5

Project Description: Streets **completed** under this project: **Slurry Sealed** (Sequoia Pl, Storrs Pl, Verona Pl, Milano Pl, Roma Pl, Napoli Pl, Messina Pl, Westmont Pl, Venezia Pl, Savona Pl, Bluegrass, Overdeen St, Reggio Pl, Torino Pl, Beechnut Pl, Blueridge Dr, Mapleview Dr, Red Bud Pl, Spruce View Dr, Goldfield Pl, Juniper Ridge, Redwood View Dr and Sequoia Glen); Sequoia Place, Storrs Place, Verona Place, and Milano Place. **Rehabed:** Phillips Drive and Old Pomona Road and Rio Rancho Road (Phillips Ranch Road to SR 71 and SR 71 to Park Ave).

Project Number:
 208-2594-XXXXX-67873
 Department / Division
 PW/Engineering

Council District: <input type="checkbox"/> - 1 <input checked="" type="checkbox"/> - 2 <input type="checkbox"/> - 3 <input type="checkbox"/> - 4 <input checked="" type="checkbox"/> - 5 <input type="checkbox"/> - 6 <input type="checkbox"/> Citywide <input checked="" type="checkbox"/> Council Request	Project Status: <input type="checkbox"/> New <input type="checkbox"/> Pending <input type="checkbox"/> RFP prepared <input type="checkbox"/> In design <input type="checkbox"/> Out to Bid <input checked="" type="checkbox"/> Under Construction	Changes from Prior Year: <input type="checkbox"/> No Change <input type="checkbox"/> Project Accelerated <input type="checkbox"/> Project Delayed <input type="checkbox"/> Additional Approp <input type="checkbox"/> Decrease Approp	Project Statistics: Project related to: Origination Yr: FY02/03 <input checked="" type="checkbox"/> Safety & Health Yr Amended: FY08/09 <input checked="" type="checkbox"/> Masterplan Pavement Mgmt System % Completed: 99% <input checked="" type="checkbox"/> Council Goal Maint & Improve Infrastructure
---	--	---	---

Financial Requirements:

Cost by Project Categorization	Cost	Funding Summary	Impact on Future Operating Costs
Land Acquisition / Right of Way		Total Proj Cost \$ 2,029,493	Increase <input type="checkbox"/> Annual Amt \$ _____
Engineering / Architecture	146,168	Total Funded \$ 2,029,493	Decrease <input type="checkbox"/> Annual Amt \$ _____
Internal Costs (staff & operational expenses)	150,452	Total Unfunded \$ -	Minimal <input checked="" type="checkbox"/> Chg'd to fund # 101
Construction	1,678,499	Restricted Funding <input checked="" type="checkbox"/> Yes <input type="checkbox"/> No	
Construction Mgmt / Inspection	45,878		
Other - Environmental	8,496		
Total	2,029,493		

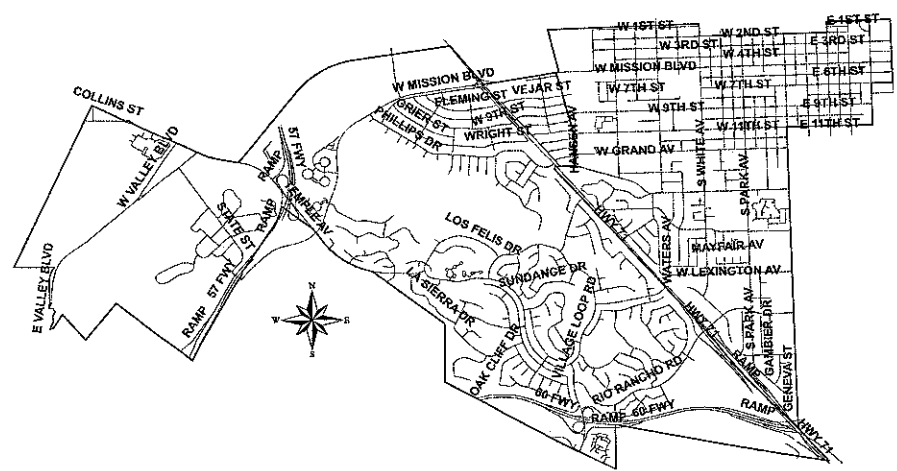
Funding Allocation

Funding Source(s)	YTD Costs 02/29/2008	Remaining Budget	Fiscal 2008/09	Plan 2009/10	Plan 2010/11	Plan 2011/12	Plan Beyond 2012
Gas Tax	162,953						
AB 2928 (FY 2002/03)	237,047						
Series "AG" Bonds	431,437						
Series "AN" Bonds	347,738						
Series "AM" Bonds	441,522						
Series "AL" Bonds	199,064	15,732					
Prop 42 (FY03/04 and FY04/05)	194,000						
Total	2,013,761	15,732	-	-	-	-	-

Proposed
Unfunded Project Costs

Project Location

Street Rehabilitation - District 2 and 5



CITY OF POMONA
Capital Improvement Program Project Details

Project Title: Street Rehabilitation - District 3

Project Description: This project provides for rehabilitation of various streets as follows: Slurry Seal - Grand Avenue, Garey Avenue to Gibbs Street; Grand Avenue, Gibbs Street to Palomares Street; Overlay - Olive Street, Encino Place to Titus Avenue; Grand Avenue, Mountain View Avenue to Reservoir Street.

Project Number:
 223-2590-XXXXX-67877

Department / Division
 PW/Engineering

Council District: <input type="checkbox"/> - 1 <input type="checkbox"/> - 2 <input checked="" type="checkbox"/> - 3 <input type="checkbox"/> - 4 <input type="checkbox"/> - 5 <input type="checkbox"/> - 6 <input type="checkbox"/> Citywide <input checked="" type="checkbox"/> Council Request	Project Status: <input type="checkbox"/> New <input type="checkbox"/> Pending <input type="checkbox"/> RFP prepared <input type="checkbox"/> In design <input type="checkbox"/> Out to Bid <input checked="" type="checkbox"/> Under Construction	Changes from Prior Year: <input type="checkbox"/> No Change <input type="checkbox"/> Project Accelerated <input type="checkbox"/> Project Delayed <input type="checkbox"/> Additional Approp <input type="checkbox"/> Decrease Approp	Project Statistics: Project related to: Origination Yr: FY06/07 <input type="checkbox"/> Safety & Health Yr Amended: FY08/09 <input checked="" type="checkbox"/> Masterplan Pavement Mgmt System % Completed: 3% <input checked="" type="checkbox"/> Council Goal Maint. & Improve Infrastructure
--	--	---	--

Financial Requirements:

Cost by Project Categorization	Cost	Funding Summary	Impact on Future Operating Costs
Land Acquisition / Right of Way		Total Proj Cost \$ <u>179,900</u>	Increase <input type="checkbox"/> Annual Amt \$ _____
Engineering / Architecture	<u>10,000</u>	Total Funded \$ <u>179,900</u>	Decrease <input type="checkbox"/> Annual Amt \$ _____
Internal Costs (staff & operational expenses)	<u>15,000</u>	Total Unfunded \$ <u>-</u>	Minimal <input checked="" type="checkbox"/> Chg'd to fund # <u>101</u>
Construction	<u>137,400</u>	Restricted Funding <input checked="" type="checkbox"/> Yes <input type="checkbox"/> No	
Construction Mgmt / Inspection	<u>15,000</u>		
Other - Geotech, Environmental	<u>2,500</u>		
Total	<u>179,900</u>		

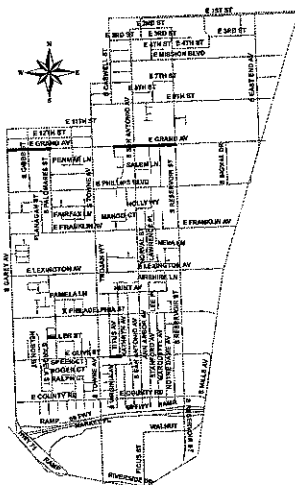
Funding Allocation

Funding Source(s)	YTD Costs 02/29/2008	Remaining Budget	Fiscal 2008/09	Plan 2009/10	Plan 2010/11	Plan 2011/12	Plan Beyond 2012
Prop 42 (FY05/06)	1,151						
STPL		73,759					
Series "AG" Bonds	5,124	99,866					
Total	6,275	173,625	-	-	-	-	-

Proposed							
Unfunded Project Costs							

Project Location

Street Rehabilitation - District 3



CITY OF POMONA
Capital Improvement Program Project Details

Project Title: Street Rehabilitation - District 4

Project Description: This project provides for rehabilitation of various streets as follows: slurry Seal-Hawthorne Avenue, San Antonio Avenue to Loranne Avenue; Overlay - McKinley Avenue: (Towne Ave to Gibbs St, Buchanan Dr to Orange Grove Ave, Orange Grove Ave to Garey Ave, portion of Mckinley from Garey Ave to Orange Grove Ave for overlay).

Project Number:
223-2590-XXXXX-67882
 Department / Division
PW/Engineering

Council District: <input type="checkbox"/> - 1 <input type="checkbox"/> - 2 <input type="checkbox"/> - 3 <input checked="" type="checkbox"/> - 4 <input type="checkbox"/> - 5 <input type="checkbox"/> - 6 <input type="checkbox"/> Citywide <input checked="" type="checkbox"/> Council Request	Project Status: <input type="checkbox"/> New <input type="checkbox"/> Pending <input type="checkbox"/> RFP prepared <input type="checkbox"/> In design <input type="checkbox"/> Out to Bid <input checked="" type="checkbox"/> Under Construction	Changes from Prior Year: <input type="checkbox"/> No Change <input type="checkbox"/> Project Accelerated <input type="checkbox"/> Project Delayed <input type="checkbox"/> Additional Approp <input type="checkbox"/> Decrease Approp	Project Statistics: Project related to: <input type="checkbox"/> Safety & Health <input checked="" type="checkbox"/> Masterplan <input checked="" type="checkbox"/> Council Goal Origination Yr: FY06/07 Yr Amended: FY08/09 Pavement Mgmt System % Completed: 3% Maint.&Improve Infrastructure
--	--	---	---

Financial Requirements:

Cost by Project Categorization	Cost	Funding Summary	Impact on Future Operating Costs
Land Acquisition / Right of Way		Total Proj Cost \$ 246,792	Increase <input type="checkbox"/> Annual Amt \$ _____
Engineering / Architecture		Total Funded \$ 246,792	Decrease <input type="checkbox"/> Annual Amt \$ _____
Internal Costs (staff & operational expenses)	10,000	Total Unfunded \$ -	Minimal <input checked="" type="checkbox"/> Chg'd to fund # 101
Construction	229,292	Restricted Funding <input checked="" type="checkbox"/> Yes <input type="checkbox"/> No	
Construction Mgmt / Inspection	5,000		
Other - Geotech, Survey, Environmental	2,500		
Total	246,792		

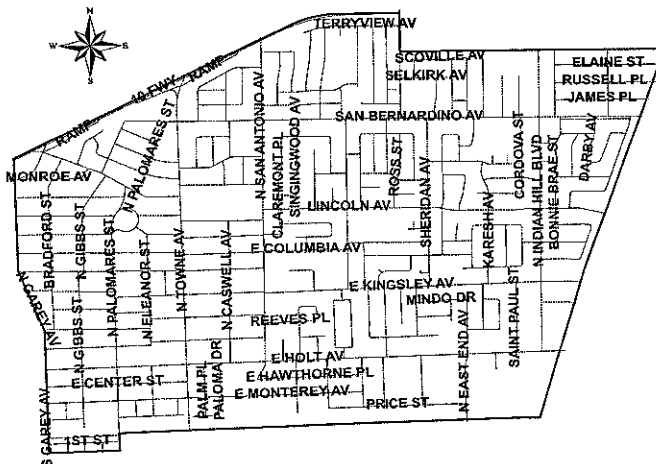
Funding Allocation

Funding Source(s)	YTD Costs 02/29/2008	Remaining Budget	Fiscal 2008/09	Plan 2009/10	Plan 2010/11	Plan 2011/12	Plan Beyond 2012
Prop 42 (FY05/06)	1,222						
STPL		77,979					
Series "AG" Bonds	3,188	107,803					
Prop 42 (FY03/04 & 04/05)	2,756	53,844					
Total	7,166	239,626	-	-	-	-	-

Proposed
Unfunded Project Costs

Project Location

Street Rehabilitation - District 4



CITY OF POMONA
Capital Improvement Program Project Details

Project Title: Street Rehabilitation - District 6 (Priority IV)

Project Description: This project provides for rehabilitation of various streets as follows: Slurry Seal - Ervilla Street, Orange Grove Avenue to Royalty Drive; Royalty Drive, Ervilla Street to Vinton Avenue; Ervilla Place, Ervilla Street to end ; Summer Avenue, Foothill Boulevard to city limits; Lynoak Drive, Foothill Boulevard to city limits; Santa Fe Street, Pine Street to end; Tasman Avenue, Sinclair Street to Stocker Street. Overlay - Park Avenue, McKinley to Artesia Street; Magnolia Street, Garey Avenue to Pine Street.

Project Number:
 223-2590-XXXXX-67878
 Department / Division
 PW/Engineering

Council District: <input type="checkbox"/> -1 <input type="checkbox"/> -2 <input type="checkbox"/> -3 <input type="checkbox"/> -4 <input type="checkbox"/> -5 <input checked="" type="checkbox"/> -6 <input type="checkbox"/> Citywide <input checked="" type="checkbox"/> Council Request	Project Status: <input type="checkbox"/> New <input type="checkbox"/> Pending <input type="checkbox"/> RFP prepared <input type="checkbox"/> In design <input type="checkbox"/> Out to Bid <input checked="" type="checkbox"/> Under Construction	Changes from Prior Year: <input checked="" type="checkbox"/> No Change <input type="checkbox"/> Project Accelerated <input type="checkbox"/> Project Delayed <input type="checkbox"/> Additional Approp <input type="checkbox"/> Decrease Approp	Project Statistics: Project related to: Origination Yr: FY06/07 <input type="checkbox"/> Safety & Health Yr Amended: N/A <input checked="" type="checkbox"/> Masterplan Pavement Mgmt System % Completed: 3% <input checked="" type="checkbox"/> Council Goal Maint. & Improve Infrastructure
--	--	--	--

Financial Requirements:

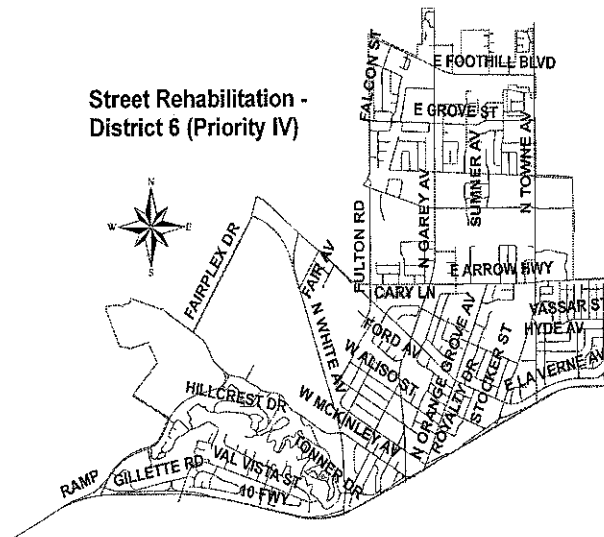
Cost by Project Categorization	Cost	Funding Summary	Impact on Future Operating Costs
Land Acquisition / Right of Way		Total Proj Cost \$ 190,192	Increase <input type="checkbox"/> Annual Amt \$ _____
Engineering / Architecture	8,000	Total Funded \$ 190,192	Decrease <input type="checkbox"/> Annual Amt \$ _____
Internal Costs (staff & operational expenses)		Total Unfunded \$ -	Minimal <input checked="" type="checkbox"/> Chg'd to fund # 101
Construction	172,292	Restricted Funding <input checked="" type="checkbox"/> Yes <input type="checkbox"/> No	
Construction Mgmt / Inspection	9,900		
Other - Specify			
Total	190,192		

Funding Allocation

Funding Source(s)	YTD Costs 02/29/2008	Remaining Budget	Fiscal 2008/09	Plan 2009/10	Plan 2010/11	Plan 2011/12	Plan Beyond 2012
Prop 42 (FY05/06)	1,273						
STPL		77,979					
Series "AG" Bonds	3,660	107,280					
Total	4,933	185,259	-	-	-	-	-

Proposed Unfunded Project Costs

Project Location



CITY OF POMONA
Capital Improvement Program Project Details

Project Title: Street Rehabilitation - Dudley Street (9th St to Mission Blvd)

Project Description: This project provides for the rehabilitation (overlay) of Dudley Street from 9th Street to Mission Boulevard.

Project Number:
 223-2590-XXXXX-67879
 Department / Division
 PW/Engineering

Council District:	Project Status:	Changes from Prior Year:	Project Statistics:
<input type="checkbox"/> - 1 <input checked="" type="checkbox"/> - 2 <input type="checkbox"/> - 3 <input type="checkbox"/> - 4 <input type="checkbox"/> - 5 <input type="checkbox"/> - 6 <input type="checkbox"/> Citywide <input checked="" type="checkbox"/> Council Request	<input type="checkbox"/> New <input type="checkbox"/> Pending <input type="checkbox"/> RFP prepared <input type="checkbox"/> In design <input type="checkbox"/> Out to Bid <input checked="" type="checkbox"/> Under Construction	<input checked="" type="checkbox"/> No Change <input type="checkbox"/> Project Accelerated <input type="checkbox"/> Project Delayed <input type="checkbox"/> Additional Approp <input type="checkbox"/> Decrease Approp	Project related to: Origination Yr: FY06/07 <input type="checkbox"/> Safety & Health Yr Amended: N/A <input checked="" type="checkbox"/> Masterplan Pavement Mgmt System % Completed: 4% <input checked="" type="checkbox"/> Council Goal Maint. & Improve Infrastructure

Financial Requirements:

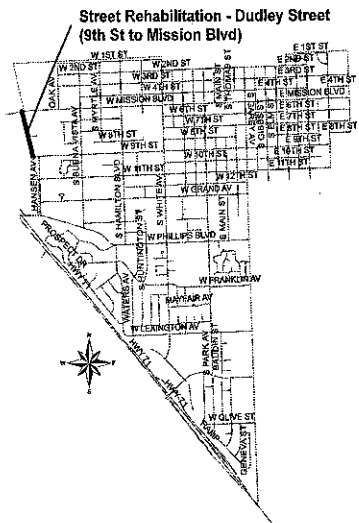
Cost by Project Categorization	Cost	Funding Summary	Impact on Future Operating Costs
Land Acquisition / Right of Way		Total Proj Cost \$ <u>178,000</u>	Increase <input type="checkbox"/> Annual Amt \$ _____
Engineering / Architecture	<u>9,000</u>	Total Funded \$ <u>178,000</u>	Decrease <input type="checkbox"/> Annual Amt \$ _____
Internal Costs (staff & operational expenses)	<u>2,500</u>	Total Unfunded \$ <u>-</u>	Minimal <input checked="" type="checkbox"/> Chg'd to fund # <u>101</u>
Construction	<u>155,000</u>	Restricted Funding <input checked="" type="checkbox"/> Yes <input type="checkbox"/> No	
Construction Mgmt / Inspection	<u>9,000</u>		
Other - Geotech, Environmental	<u>2,500</u>		
Total	<u>178,000</u>		

Funding Allocation

Funding Source(s)	YTD Costs 02/29/2008	Remaining Budget	Fiscal 2008/09	Plan 2009/10	Plan 2010/11	Plan 2011/12	Plan Beyond 2012
Prop 42 (FY05/06)	1,320						
STPL		72,980					
Series "AG" Bonds	5,133	98,567					
Total	6,453	171,547	-	-	-	-	-

Proposed
Unfunded Project Costs

Project Location



CITY OF POMONA
Capital Improvement Program Project Details

Project Title: Street Rehabilitation - McKinley Avenue (Fairview Pl to Garey Ave)

Project Description: This project provides for the rehabilitation (overlay) of McKinley Avenue from Fairview Place to Garey Avenue. The construction improvements will include but not be limited to cold milling, 2" a.c. pavement overlay, adjustment sewer manhole/water gate valve covers to grade, construction of storm drain catch basin, striping/legends/markers and installation of traffic controller loops.

Project Number:
 422-2590-XXXXX-83005

Department / Division
 PW/Engineering

Council District: <input type="checkbox"/> - 1 <input type="checkbox"/> - 2 <input type="checkbox"/> - 3 <input type="checkbox"/> - 4 <input type="checkbox"/> - 5 <input checked="" type="checkbox"/> - 6 <input type="checkbox"/> Citywide <input checked="" type="checkbox"/> Council Request	Project Status: <input type="checkbox"/> New <input type="checkbox"/> Pending <input type="checkbox"/> RFP prepared <input type="checkbox"/> In design <input type="checkbox"/> Out to Bid <input checked="" type="checkbox"/> Under Construction	Changes from Prior Year: <input type="checkbox"/> No Change <input type="checkbox"/> Project Accelerated <input type="checkbox"/> Project Delayed <input type="checkbox"/> Additional Approp <input type="checkbox"/> Decrease Approp	Project Statistics: Project related to: _____ Origination Yr: FY06/07 <input type="checkbox"/> Safety & Health Yr Amended: FY08/09 <input checked="" type="checkbox"/> Masterplan Pavement Mgmt System % Completed: 1% <input checked="" type="checkbox"/> Council Goal Maint. & Improve Infrastructure
--	--	---	--

Financial Requirements:

Cost by Project Categorization	Cost	Funding Summary	Impact on Future Operating Costs
Land Acquisition / Right of Way		Total Proj Cost \$ 494,381	Increase <input type="checkbox"/> Annual Amt \$ _____
Engineering / Architecture		Total Funded \$ 494,381	Decrease <input type="checkbox"/> Annual Amt \$ _____
Internal Costs (staff & operational expenses)	15,000	Total Unfunded \$ -	Minimal <input checked="" type="checkbox"/> Chg'd to fund # 101
Construction	461,881	Restricted Funding <input checked="" type="checkbox"/> Yes <input type="checkbox"/> No	
Construction Mgmt / Inspection	15,000		
Other - Specify	2,500		
Total	494,381		

Funding Allocation

Funding Source(s)	YTD Costs 02/29/2008	Remaining Budget	Fiscal 2008/09	Plan 2009/10	Plan 2010/11	Plan 2011/12	Plan Beyond 2012
Series "AN" Bonds	1,486	191,045					
Prop 42 (FY03/04 and FY04/05)	4,556	297,294					
Total	6,042	488,339	-	-	-	-	-

Proposed							
Unfunded Project Costs							

Project Location



CITY OF POMONA
Capital Improvement Program Project Details

Project Title: **Street Rehabilitation - Overlay Various Locations - Districts 1,2,3,5 and 6**

Project Description: The street improvements will include but not be limited to cold milling, removal and replacement of pavement and base, adjustment to grade of manhole covers and water gate valve covers, striping/legends/marker replacement, and asphalt pavement overlay. **Locations:** **District 1:** Wilson St (N Huntington Blvd to Currier St), Currier St (Wilson St to Laurel Ave), and Brookwin Dr (End to End); **District 2:** Glenroy St (Poppy Ln to W Olive St), Mayfair Ave (Bolivar St to S. White Ave), Bainbridge St (W Franklin Ave to Mayfair Ave) and S Rebecca St (W Muir Ave to W Phillips Blvd); **District 3:** S Cynthia St (S Palomares St to E Olive St) and E Fernleaf Ave (S Palomares St to S Towne Ave); **District 5:** Knoll View Dr (Village Loop Rd to Red Rock Ln), Rainbow Ridge Rd (Red Rock Ln to Deer Creek Rd) and Red Rock Ln (Knoll View Dr to E. End); **District 6:** Preciado St (Hacienda Pl to Kenoak Wy), Flaxton St. (Foxbury Ave. to end), Gramercy St (W Harrison Ave to Hickory Ave), Grayburn St (W Harrison Ave to Hickory Ave) and Hickory Ave (Gramercy St to Grayburn St).

Project Number:
 252-2590-XXXXX-67890
 Department / Division
 PW/Engineering

Council District: <input checked="" type="checkbox"/> -1 <input checked="" type="checkbox"/> -2 <input checked="" type="checkbox"/> -3 <input type="checkbox"/> -4 <input checked="" type="checkbox"/> -5 <input checked="" type="checkbox"/> -6 <input type="checkbox"/> Citywide <input type="checkbox"/> Council Request	Project Status: <input checked="" type="checkbox"/> New <input type="checkbox"/> Pending <input type="checkbox"/> RFP prepared <input type="checkbox"/> In design <input type="checkbox"/> Out to Bid <input type="checkbox"/> Under Construction	Changes from Prior Year: <input type="checkbox"/> No Change <input type="checkbox"/> Project Accelerated <input type="checkbox"/> Project Delayed <input type="checkbox"/> Additional Approp <input type="checkbox"/> Decrease Approp	Project Statistics: Project related to: Origination Yr: FY08/09 <input type="checkbox"/> Safety & Health Yr Amended: N/A <input type="checkbox"/> Master plan Pavement Mgmt System % Completed: 0% <input checked="" type="checkbox"/> Council Goal Maint & Improve Infrastructure
---	--	---	---

Financial Requirements:

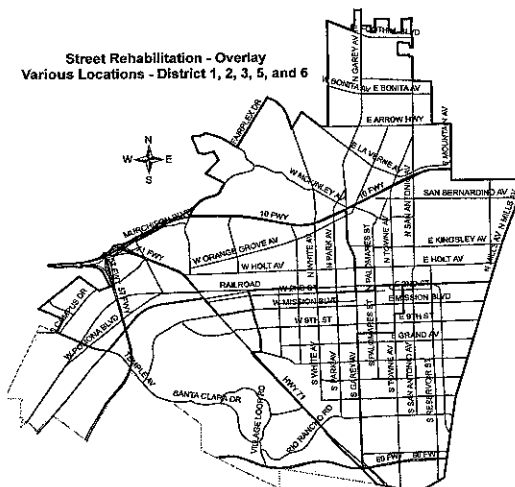
Cost by Project Categorization	Cost	Funding Summary	Impact on Future Operating Costs
Land Acquisition / Right of Way		Total Proj Cost \$ 1,301,698	Increase <input type="checkbox"/> Annual Amt \$ _____
Engineering / Architecture	24,749	Total Funded \$ 1,301,698	Decrease <input type="checkbox"/> Annual Amt \$ _____
Internal Costs (staff & operational expenses)	24,745	Total Unfunded \$ -	Minimal <input checked="" type="checkbox"/> Chg'd to fund # 101
Construction	1,222,460	Restricted Funding <input checked="" type="checkbox"/> Yes <input type="checkbox"/> No	
Construction Mgmt / Inspection	24,744		
Other - Environment	5,000		
Total	1,301,698		

Funding Allocation

Funding Source(s)	YTD Costs 02/29/2008	Remaining Budget	Fiscal 2008/09	Plan 2009/10	Plan 2010/11	Plan 2011/12	Plan Beyond 2012
Prop 1B			1,301,698				
Total	-	-	1,301,698	-	-	-	-

Proposed Unfunded Project Costs

Project Location



CITY OF POMONA
Capital Improvement Program Project Details

Project Title: Street Rehabilitation - Park Avenue (Rio Rancho Rd to Olive St)

Project Description: This project provides for the rehabilitation (overlay) of Park Avenue from Rio Rancho Road to Olive Street. Improvements will include but not be limited to bus stop related improvements, new pavement construction, pavement overlay, adjustment of utility covers to grade and striping.

Project Number:
 223-2590-XXXXX-67885

Department / Division
 PW/Engineering

Council District: <input type="checkbox"/> -1 <input checked="" type="checkbox"/> -2 <input type="checkbox"/> -3 <input type="checkbox"/> -4 <input type="checkbox"/> -5 <input type="checkbox"/> -6 <input type="checkbox"/> Citywide <input checked="" type="checkbox"/> Council Request	Project Status: <input type="checkbox"/> New <input type="checkbox"/> Pending <input type="checkbox"/> RFP prepared <input type="checkbox"/> In design <input type="checkbox"/> Out to Bid <input checked="" type="checkbox"/> Under Construction	Changes from Prior Year: <input checked="" type="checkbox"/> No Change <input type="checkbox"/> Project Accelerated <input type="checkbox"/> Project Delayed <input type="checkbox"/> Additional Approp <input type="checkbox"/> Decrease Approp	Project Statistics: Project related to: Origination Yr: FY07/08 <input type="checkbox"/> Safety & Health Yr Amended: N/A <input checked="" type="checkbox"/> Masterplan Pavement Mgmt System % Completed: 1% <input checked="" type="checkbox"/> Council Goal Maint. & Improve Infrastructure
--	--	--	--

Financial Requirements:

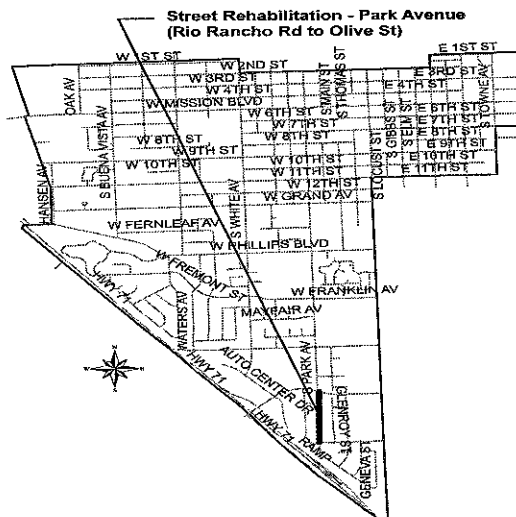
Cost by Project Categorization	Cost	Funding Summary	Impact on Future Operating Costs
Land Acquisition / Right of Way		Total Proj Cost \$ 168,300	Increase <input type="checkbox"/> Annual Amt \$ _____
Engineering / Architecture	8,000	Total Funded \$ 168,300	Decrease <input type="checkbox"/> Annual Amt \$ _____
Internal Costs (staff & operational expenses)	12,000	Total Unfunded \$ -	Minimal <input checked="" type="checkbox"/> Chg'd to fund # 101
Construction	136,300	Restricted Funding <input checked="" type="checkbox"/> Yes <input type="checkbox"/> No	
Construction Mgmt / Inspection	12,000		
Other - Specify			
Total	168,300		

Funding Allocation

Funding Source(s)	YTD Costs 02/29/2008	Remaining Budget	Fiscal 2008/09	Plan 2009/10	Plan 2010/11	Plan 2011/12	Plan Beyond 2012
Prop 42 (FY03/04 and 04/05)	2,371	156,629					
Prop A		9,300					
Total	2,371	165,929	-	-	-	-	-

Proposed
Unfunded Project Costs

Project Location



CITY OF POMONA
Capital Improvement Program Project Details

Project Title: Street Rehabilitation - Pomona Boulevard (Valley Blvd to Pioneer Pl)

Project Description: This project will provide for the pavement rehabilitation of Pomona Boulevard from Valley Boulevard to 450 feet East of the Centerline of Pioneer Place.

Project Number:
421-2590-XXXXX-81024
Department / Division
PW/Engineering

Council District: <input checked="" type="checkbox"/> - 1 <input type="checkbox"/> - 2 <input type="checkbox"/> - 3 <input type="checkbox"/> - 4 <input checked="" type="checkbox"/> - 5 <input type="checkbox"/> - 6 <input type="checkbox"/> Citywide <input checked="" type="checkbox"/> Council Request	Project Status: <input type="checkbox"/> New <input type="checkbox"/> Pending <input type="checkbox"/> RFP prepared <input type="checkbox"/> In design <input type="checkbox"/> Out to Bid <input checked="" type="checkbox"/> Under Construction	Changes from Prior Year: <input checked="" type="checkbox"/> No Change <input type="checkbox"/> Project Accelerated <input type="checkbox"/> Project Delayed <input type="checkbox"/> Additional Approp <input type="checkbox"/> Decrease Approp	Project Statistics: Project related to: <input checked="" type="checkbox"/> Safety & Health <input type="checkbox"/> Masterplan <input checked="" type="checkbox"/> Council Goal <u>Maint & Improve Infrastructure</u> Origination Yr: FY03/04 Yr Amended: FY08/09 % Completed: 93%
---	--	--	---

Financial Requirements:

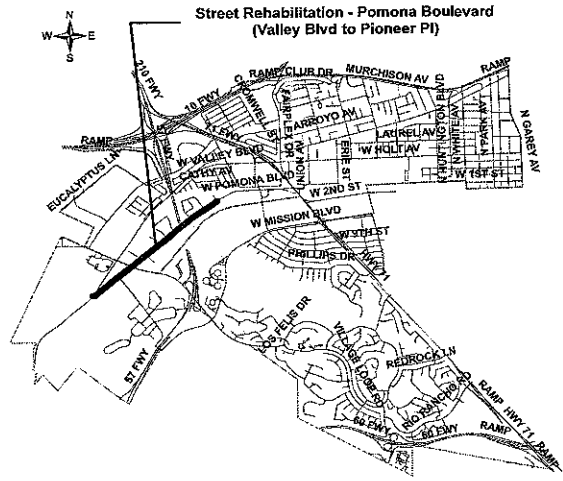
<i>Cost by Project Categorization</i>	<i>Cost</i>	<i>Funding Summary</i>	<i>Impact on Future Operating Costs</i>
Land Acquisition / Right of Way		Total Proj Cost \$ 2,237,449	Increase <input type="checkbox"/> Annual Amt \$ _____
Engineering / Architecture	245,000	Total Funded \$ 2,237,449	Decrease <input type="checkbox"/> Annual Amt \$ _____
Internal Costs (staff & operational expenses)	325,000	Total Unfunded \$ -	Minimal <input checked="" type="checkbox"/> Chg'd to fund # 101
Construction	1,257,449	Restricted Funding <input checked="" type="checkbox"/> Yes <input type="checkbox"/> No	
Construction Mgmt / Inspection	165,000		
Other - Specify	245,000		
Total	2,237,449		

Funding Allocation

Funding Source(s)	YTD Costs 02/29/2008	Remaining Budget	Fiscal 2008/09	Plan 2009/10	Plan 2010/11	Plan 2011/12	Plan Beyond 2012
Series "W" Bonds	1,263,000						
Series "AG" Bonds	812,436	162,013					
Total	2,075,436	162,013	-	-	-	-	-

Proposed Unfunded Project Costs

Project Location



CITY OF POMONA
Capital Improvement Program Project Details

Project Title: Street Rehabilitation - Reservoir Street (Mission Blvd to County Rd)

Project Description: This project will provide for rehabilitation of Reservoir Street from Mission to County Road, including bus stop related improvements, pavement rehab, curb, gutters, sidewalks and curb ramps as required. Phase I: County Road to Phillips Blvd; Phase II Phillips to Ninth St.; Phase III: Ninth to Mission Blvd.

Project Number: 421-2590-XXXXX-81025
 Department / Division: PW/Engineering

Council District: <input type="checkbox"/> - 1 <input type="checkbox"/> - 2 <input checked="" type="checkbox"/> - 3 <input type="checkbox"/> - 4 <input type="checkbox"/> - 5 <input type="checkbox"/> - 6 <input type="checkbox"/> Citywide <input checked="" type="checkbox"/> Council Request	Project Status: <input type="checkbox"/> New <input type="checkbox"/> Pending <input type="checkbox"/> RFP prepared <input type="checkbox"/> In design <input checked="" type="checkbox"/> Out to Bid <input type="checkbox"/> Under Construction	Changes from Prior Year: <input type="checkbox"/> No Change <input type="checkbox"/> Project Accelerated <input type="checkbox"/> Project Delayed <input type="checkbox"/> Additional Approp <input type="checkbox"/> Decrease Approp	Project Statistics: Project related to: _____ <input type="checkbox"/> Safety & Health <input type="checkbox"/> Masterplan _____ <input checked="" type="checkbox"/> Council Goal <u>Maint & Improve Infrastructure</u> Origination Yr: FY03/04 Yr Amended: FY08/09 % Completed: 11%
--	--	---	--

Financial Requirements:

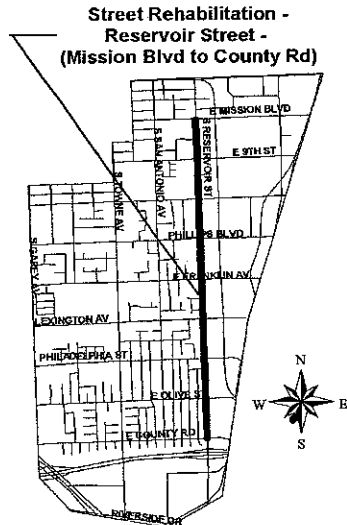
Cost by Project Categorization	Cost	Funding Summary	Impact on Future Operating Costs
Land Acquisition / Right of Way		Total Proj Cost \$ 1,402,150	Increase <input type="checkbox"/> Annual Amt \$ _____
Engineering / Architecture	80,000	Total Funded \$ 1,402,150	Decrease <input type="checkbox"/> Annual Amt \$ _____
Internal Costs (staff & operational expenses)	50,000	Total Unfunded \$ -	Minimal <input checked="" type="checkbox"/> Chg'd to fund # 101
Construction	1,219,650	Restricted Funding <input checked="" type="checkbox"/> Yes <input type="checkbox"/> No	
Construction Mgmt / Inspection	50,000		
Other - Environmental	2,500		
Total	1,402,150		

Funding Allocation

Funding Source(s)	YTD Costs 02/29/2008	Remaining Budget	Fiscal 2008/09	Plan 2009/10	Plan 2010/11	Plan 2011/12	Plan Beyond 2012
Prop C	37,883	28,117					
Series "AG" Bonds	95,992	993,008					
Prop 42 (FY03/04 and 04/05)	20,568	213,582					
Prop A		13,000					
Total	154,443	1,247,707	-	-	-	-	-

Proposed							
Unfunded Project Costs							

Project Location



CITY OF POMONA
Capital Improvement Program Project Details

Project Title: Street Rehabilitation - Slurry Seal Various Locations - District 1

Project Description: This project provides for rehabilitation of various streets as follows: Slurry Seal - Commercial Street, Hamilton Avenue to Newman Street; Monterey Avenue, Garey Avenue to Thomas Street; Currier Street, Holt Avenue to Laurel Avenue. Overlay - Ridgeway Street, Valley Boulevard to Mt. Vernon Avenue; Oxford Place, Canterbury Avenue to south end of cul de sac; Union Avenue, 550 N. Mt. Vernon Avenue to Holt Avenue; Second Street, White Avenue to Cypress Street.

Project Number:
 223-2590-XXXXX-67880

Department / Division
 PW/Engineering

Council District: <input checked="" type="checkbox"/> -1 <input type="checkbox"/> -2 <input type="checkbox"/> -3 <input type="checkbox"/> -4 <input type="checkbox"/> -5 <input type="checkbox"/> -6 <input type="checkbox"/> Citywide <input checked="" type="checkbox"/> Council Request	Project Status: <input type="checkbox"/> New <input type="checkbox"/> Pending <input type="checkbox"/> RFP prepared <input type="checkbox"/> In design <input type="checkbox"/> Out to Bid <input checked="" type="checkbox"/> Under Construction	Changes from Prior Year: <input checked="" type="checkbox"/> No Change <input type="checkbox"/> Project Accelerated <input type="checkbox"/> Project Delayed <input type="checkbox"/> Additional Approp <input type="checkbox"/> Decrease Approp	Project Statistics: Project related to: _____ Origination Yr: FY06/07 <input type="checkbox"/> Safety & Health Yr Amended: FY07/08 <input checked="" type="checkbox"/> Master plan Pavement Mgmt System % Completed: 3% <input checked="" type="checkbox"/> Council Goal Maint & Improve Infrastructure
--	--	--	--

Financial Requirements:

Cost by Project Categorization	Cost	Funding Summary	Impact on Future Operating Costs
Land Acquisition / Right of Way		Total Proj Cost \$ 158,200	Increase <input type="checkbox"/> Annual Amt \$ _____
Engineering / Architecture	8,000	Total Funded \$ 158,200	Decrease <input type="checkbox"/> Annual Amt \$ _____
Internal Costs (staff & operational expenses)		Total Unfunded \$ -	Minimal <input checked="" type="checkbox"/> Chg'd to fund # 101
Construction	135,000	Restricted Funding <input checked="" type="checkbox"/> Yes <input type="checkbox"/> No	
Construction Mgmt / Inspection	15,200		
Other - Specify			
Total	158,200		

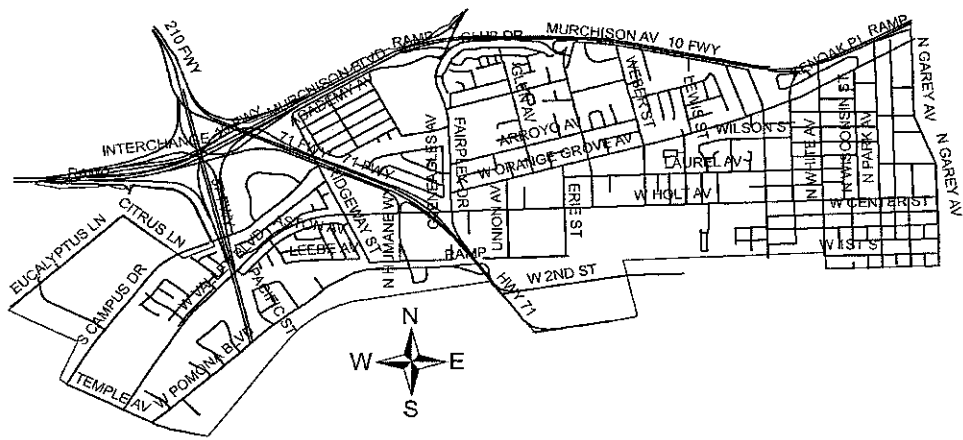
Funding Allocation

Funding Source(s)	YTD Costs 02/29/2008	Remaining Budget	Fiscal 2008/09	Plan 2009/10	Plan 2010/11	Plan 2011/12	Plan Beyond 2012
Prop 42 (FY05/06)	2,402						
STPL		75,112					
Series "AG" Bonds	2,769	77,917					
Total	5,171	153,029	-	-	-	-	-

Proposed Unfunded Project Costs

Project Location

Street Rehabilitation - Slurry Seal Various Locations - District 1



CITY OF POMONA
Capital Improvement Program Project Details

Project Title: **Street Rehabilitation - Slurry Seal Various Locations - District 1 (Phase II)**

Project Description: The street improvements will include but not be limited to application of a Slurry Seal Type II and replacement of striping/legends/markers. **Locations:** Aston Ave (Barjud Ave to Lombard St), Barjud Ave (Ridgeway St to Valley Blvd), Barjud Pl (Barjud Ave to s. end), Cathy Ave (Lombard St to Dupont St), Celia St (Leebe Ave to Barjud Ave), DuPont St (Valley Blvd to Leebe Ave), Gretchen Pl (Barjud Ave to s. end), Jansu Pl (Barjud to s. end), Leebe Ave (Dupont St to Celia St), Lombard St (Leebe Ave to Barjud Ave) and Randy St (Barjud Ave to Leebe Ave).

Project Number:
 252-2590-XXXXX-67891
 Department / Division
 PW/Engineering

Council District: <input checked="" type="checkbox"/> - 1 <input type="checkbox"/> - 2 <input type="checkbox"/> - 3 <input type="checkbox"/> - 4 <input type="checkbox"/> - 5 <input type="checkbox"/> - 6 <input type="checkbox"/> Citywide <input type="checkbox"/> Council Request	Project Status: <input checked="" type="checkbox"/> New <input type="checkbox"/> Pending <input type="checkbox"/> RFP prepared <input type="checkbox"/> In design <input type="checkbox"/> Out to Bid <input type="checkbox"/> Under Construction	Changes from Prior Year: <input type="checkbox"/> No Change <input type="checkbox"/> Project Accelerated <input type="checkbox"/> Project Delayed <input type="checkbox"/> Additional Approp <input type="checkbox"/> Decrease Approp	Project Statistics: Project related to: Origination Yr: FY08/09 <input type="checkbox"/> Safety & Health Yr Amended: N/A <input checked="" type="checkbox"/> Masterplan Pavement Mgmt System % Completed: 0% <input checked="" type="checkbox"/> Council Goal Maint. & Improve Infrastructure
---	--	---	--

Financial Requirements:

Cost by Project Categorization	Cost	Funding Summary	Impact on Future Operating Costs
Land Acquisition / Right of Way		Total Proj Cost \$ 174,313	Increase <input type="checkbox"/> Annual Amt \$ _____
Engineering / Architecture		Total Funded \$ 174,313	Decrease <input type="checkbox"/> Annual Amt \$ _____
Internal Costs (staff & operational expenses)	7,500	Total Unfunded \$ -	Minimal <input checked="" type="checkbox"/> Chg'd to fund # 101
Construction	156,813	Restricted Funding <input checked="" type="checkbox"/> Yes <input type="checkbox"/> No	
Construction Mgmt / Inspection	7,500		
Other - Specify	2,500		
Total	174,313		

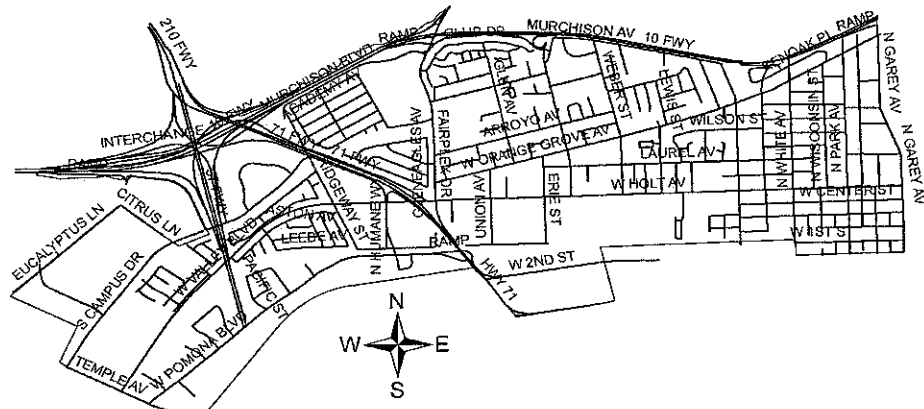
Funding Allocation

Funding Source(s)	YTD Costs 02/29/2008	Remaining Budget	Fiscal 2008/09	Plan 2009/10	Plan 2010/11	Plan 2011/12	Plan Beyond 2012
Prop 1B			174,313				
Total	-	-	174,313	-	-	-	-

Proposed
Unfunded Project Costs

Project Location

Street Rehabilitation - Slurry Seal Various Locations - District 1 (Phase II)



CITY OF POMONA
Capital Improvement Program Project Details

Project Title: Street Rehabilitation - Slurry Seal Various Locations - Districts 2, 4, and 5

Project Description: The street improvements will include but not be limited to application of a Slurry Seal Type II and replacement of striping/legends/markers. District 2: Third Street (Caswell St to Linden St) & Elm Street (Mission Blvd to Second St) (\$130,000); District 4: Lincoln Avenue (Como Dr to Towne Ave) (\$30,000); District 5: Goldenrod Place (Ninth St to Buffington St) & McComas Street (Butterfield Rd to Dudley St) (Unfunded).

Project Number:
 223-2590-XXXXX-67887

Department / Division
 PW/Engineering

Council District: <input type="checkbox"/> - 1 <input checked="" type="checkbox"/> - 2 <input type="checkbox"/> - 3 <input checked="" type="checkbox"/> - 4 <input checked="" type="checkbox"/> - 5 <input type="checkbox"/> - 6 <input type="checkbox"/> Citywide <input checked="" type="checkbox"/> Council Request	Project Status: <input type="checkbox"/> New <input type="checkbox"/> Pending <input type="checkbox"/> RFP prepared <input type="checkbox"/> In design <input type="checkbox"/> Out to Bid <input checked="" type="checkbox"/> Under Construction	Changes from Prior Year: <input checked="" type="checkbox"/> No Change <input type="checkbox"/> Project Accelerated <input type="checkbox"/> Project Delayed <input type="checkbox"/> Additional Approp <input type="checkbox"/> Decrease Approp	Project Statistics: Project related to: <input type="checkbox"/> Safety & Health <input checked="" type="checkbox"/> Masterplan Pavement Mgmt System <input checked="" type="checkbox"/> Council Goal Maint. & Improve Infrastructure Origination Yr: FY07/08 Yr Amended: FY08/09 % Completed: 1%
--	--	--	---

Financial Requirements:

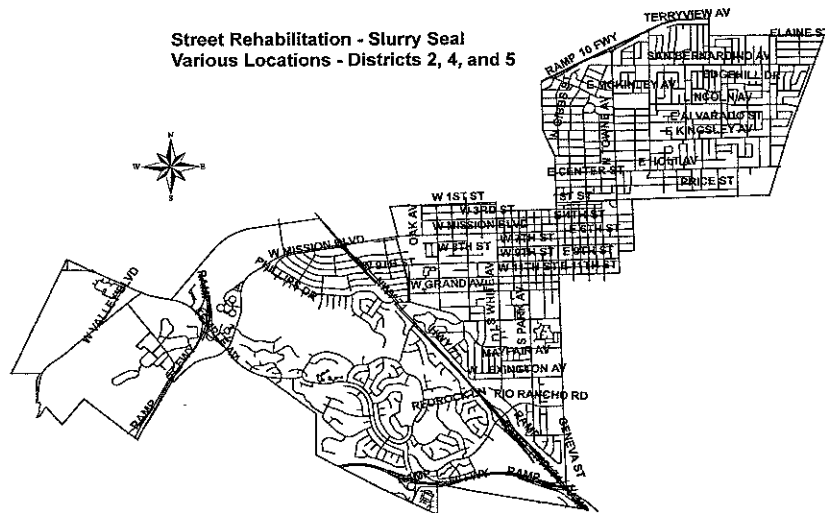
Cost by Project Categorization	Cost	Funding Summary	Impact on Future Operating Costs
Land Acquisition / Right of Way		Total Proj Cost \$ 163,700	Increase <input type="checkbox"/> Annual Amt \$ _____
Engineering / Architecture		Total Funded \$ 163,700	Decrease <input type="checkbox"/> Annual Amt \$ _____
Internal Costs (staff & operational expenses)	10,000	Total Unfunded \$ -	Minimal <input checked="" type="checkbox"/> Chg'd to fund # 101
Construction	143,700	Restricted Funding <input checked="" type="checkbox"/> Yes <input type="checkbox"/> No	
Construction Mgmt / Inspection	7,500		
Other - Environmental	2,500		
Total	163,700		

Funding Allocation

Funding Source(s)	YTD Costs 02/29/2008	Remaining Budget	Fiscal 2008/09	Plan 2009/10	Plan 2010/11	Plan 2011/12	Plan Beyond 2012
Prop 42 (FY03/04 and 04/05)	1,540	162,160					
Total	1,540	162,160	-	-	-	-	-

Proposed Unfunded Project Costs

Project Location



CITY OF POMONA
Capital Improvement Program Project Details

Project Title: Street Rehabilitation - Slurry Seal Various Locations - District 2 (Phase II)

Project Description: The street improvements will include but not be limited to application of a Slurry Seal Type II and replacement of striping/legends/markers. **Locations:** Aralia Dr (Catalina Dr to w. end), Bardley Ct (Baudin St to e. end), Barhill Ave (Park Ave to e. end), Baudin St (Lexington Ave to s. end), Catalina Dr (Fremont St to Hamilton Blvd), Christina Ct (Catalina Dr to n. end), Clovis Ct (Catalina Dr to w. end), Colfax Ct (Catalina Dr to n. end), Colony Dr (Catalina Dr to Hamilton Blvd), Fremont St (Hamilton Blvd to Waters St), Manor Cr (Colony Dr to Hamilton Blvd), Olive St (Garey Ave to w. end), Owens Ln (Geneva St to Gabriel Dr) and Young Ct (Baudin St to e. end).

Project Number:
 252-2590-XXXXX-67892
 Department / Division
 PW/Engineering

Council District: <input type="checkbox"/> - 1 <input checked="" type="checkbox"/> - 2 <input type="checkbox"/> - 3 <input type="checkbox"/> - 4 <input type="checkbox"/> - 5 <input type="checkbox"/> - 6 <input type="checkbox"/> Citywide <input type="checkbox"/> Council Request	Project Status: <input checked="" type="checkbox"/> New <input type="checkbox"/> Pending <input type="checkbox"/> RFP prepared <input type="checkbox"/> In design <input type="checkbox"/> Out to Bid <input type="checkbox"/> Under Construction	Changes from Prior Year: <input type="checkbox"/> No Change <input type="checkbox"/> Project Accelerated <input type="checkbox"/> Project Delayed <input type="checkbox"/> Additional Approp <input type="checkbox"/> Decrease Approp	Project Statistics: Project related to: Origination Yr: FY08/09 <input type="checkbox"/> Safety & Health Yr Amended: N/A <input checked="" type="checkbox"/> Masterplan Pavement Mgmt System % Completed: 0% <input checked="" type="checkbox"/> Council Goal Maint. & Improve Infrastructure
---	--	---	--

Financial Requirements:

Cost by Project Categorization	Cost	Funding Summary	Impact on Future Operating Costs
Land Acquisition / Right of Way		Total Proj Cost \$ <u>174,313</u>	Increase <input type="checkbox"/> Annual Amt \$ _____
Engineering / Architecture		Total Funded \$ <u>174,313</u>	Decrease <input type="checkbox"/> Annual Amt \$ _____
Internal Costs (staff & operational expenses)	<u>7,500</u>	Total Unfunded \$ <u>-</u>	Minimal <input checked="" type="checkbox"/> Chg'd to fund # <u>101</u>
Construction	<u>156,813</u>	Restricted Funding <input checked="" type="checkbox"/> Yes <input type="checkbox"/> No	
Construction Mgmt / Inspection	<u>7,500</u>		
Other - Specify	<u>2,500</u>		
Total	<u>174,313</u>		

Funding Allocation

Funding Source(s)	YTD Costs 02/29/2008	Remaining Budget	Fiscal 2008/09	Plan 2009/10	Plan 2010/11	Plan 2011/12	Plan Beyond 2012
Prop 1B			174,313				
Total	-	-	174,313	-	-	-	-

Proposed
Unfunded Project Costs

Project Location



CITY OF POMONA
Capital Improvement Program Project Details

Project Title: Street Rehabilitation - Slurry Seal Various Locations - District 3

Project Description: The street improvements will include but not be limited to application of a Slurry Seal Type II and replacement of striping/legends/markers. **Locations:** Camphor Pl (County Rd to Olive Ave), Carruthers Ct (w. end to Camphor Pl), Carson Ln (end to end), Hunt Ave (Towne Ave to San Antonio Ave), Kathryn Ave (Philadelphia St to Hunt Ave), Koolish St (Olive St to Miller St), Miller St (Palomares St to Koolish St), Palomares St (Philadelphia St to n. end), Pamela Ln (Palomares St to e. end), Pinafore Pl (Pamela Ln to s. end), Pinehurst Pl (Pamela Ln to s. end), Primrose Wy (Philadelphia St to Pamela Ln), Ralph Ct (w. end to Camphor Pl), Roger Ct (w. end to Camphor Pl), Speer Ct (w. end to Camphor Pl), Titus Ave (Hunt Ave to Carson Ln) and Virginia Ave (Philadelphia St to Hunt Ave).

Project Number:
 252-2590-XXXXX-67893
 Department / Division
 PW/Engineering

Council District: <input type="checkbox"/> - 1 <input type="checkbox"/> - 2 <input checked="" type="checkbox"/> - 3 <input type="checkbox"/> - 4 <input type="checkbox"/> - 5 <input type="checkbox"/> - 6 <input type="checkbox"/> Citywide <input type="checkbox"/> Council Request	Project Status: <input checked="" type="checkbox"/> New <input type="checkbox"/> Pending <input type="checkbox"/> RFP prepared <input type="checkbox"/> In design <input type="checkbox"/> Out to Bid <input type="checkbox"/> Under Construction	Changes from Prior Year: <input type="checkbox"/> No Change <input type="checkbox"/> Project Accelerated <input type="checkbox"/> Project Delayed <input type="checkbox"/> Additional Approp <input type="checkbox"/> Decrease Approp	Project Statistics: Project related to: Origination Yr: FY08/09 <input type="checkbox"/> Safety & Health Yr Amended: N/A <input checked="" type="checkbox"/> Master plan Pavement Mgmt System % Completed: 0% <input checked="" type="checkbox"/> Council Goal Maint. & Improve Infrastructure
---	--	---	---

Financial Requirements:

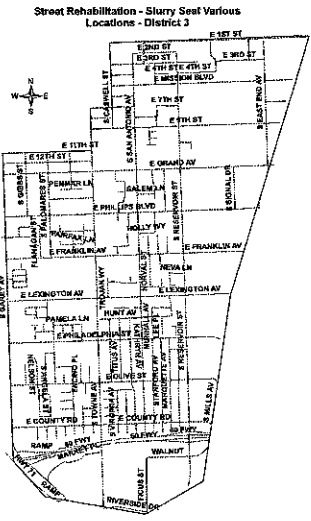
Cost by Project Categorization	Cost	Funding Summary	Impact on Future Operating Costs
Land Acquisition / Right of Way		Total Proj Cost \$ 174,313	Increase <input type="checkbox"/> Annual Amt \$ _____
Engineering / Architecture		Total Funded \$ 174,313	Decrease <input type="checkbox"/> Annual Amt \$ _____
Internal Costs (staff & operational expenses)	7,500	Total Unfunded \$ -	Minimal <input checked="" type="checkbox"/> Chg'd to fund # 101
Construction	156,813	Restricted Funding <input checked="" type="checkbox"/> Yes <input type="checkbox"/> No	
Construction Mgmt / Inspection	7,500		
Other - Specify	2,500		
Total	174,313		

Funding Allocation

Funding Source(s)	YTD Costs 02/29/2008	Remaining Budget	Fiscal 2008/09	Plan 2009/10	Plan 2010/11	Plan 2011/12	Plan Beyond 2012
Prop 1B			174,313				
Total	-	-	174,313	-	-	-	-

Proposed							
Unfunded Project Costs							

Project Location



CITY OF POMONA
Capital Improvement Program Project Details

Project Title: **Street Rehabilitation - Slurry Seal Various Locations - District 4 (Phase II)**

Project Description: The street improvements will include but not be limited to application of a Slurry Seal Type II and replacement of striping/legends/markers. **Locations:** Baldy View Ave (Larkspur Ave to San Bernardino Ave end), Beckford Wy (Larkspur Ave to Lincoln Ave), Bonnie Brae St (Lincoln Ave to San Bernardino Ave), Carol Dr (McKinley Ave to Fellows Pl), College Ave (Darby Ave to Fellows Pl), Darby Ave (McKinley Ave to San Bernardino Ave), Fellows Pl (Bonnie Brae St to Darby Ave), Fellows Pl (College Ave to Baldy View Ave), Hoover Ave (Indian Hill Blvd to Bonnie Brae Ave), Larkspur Ave (Baldy View Ave to Beckford Wy), Lincoln Ave (Indian Hill Blvd to Mills Ave), McKinley Ave (Bonnie Brae St to Baldy View Ave) and Verde Vista Ave (Indian Hill Blvd to Bonnie Brae Ave).

Project Number:
 252-2590-XXXXX-67894

Department / Division
 PW/Engineering

Council District: <input type="checkbox"/> - 1 <input type="checkbox"/> - 2 <input type="checkbox"/> - 3 <input checked="" type="checkbox"/> - 4 <input type="checkbox"/> - 5 <input type="checkbox"/> - 6 <input type="checkbox"/> Citywide <input type="checkbox"/> Council Request	Project Status: <input checked="" type="checkbox"/> New <input type="checkbox"/> Pending <input type="checkbox"/> RFP prepared <input type="checkbox"/> In design <input type="checkbox"/> Out to Bid <input type="checkbox"/> Under Construction	Changes from Prior Year: <input type="checkbox"/> No Change <input type="checkbox"/> Project Accelerated <input type="checkbox"/> Project Delayed <input type="checkbox"/> Additional Approp <input type="checkbox"/> Decrease Approp	Project Statistics: Project related to: Origination Yr: FY08/09 <input type="checkbox"/> Safety & Health Yr Amended: N/A <input checked="" type="checkbox"/> Master plan Pavement Mgmt System % Completed: 0% <input checked="" type="checkbox"/> Council Goal Maint. & Improve Infrastructure
---	--	---	---

Financial Requirements:

Cost by Project Categorization	Cost	Funding Summary	Impact on Future Operating Costs
Land Acquisition / Right of Way		Total Proj Cost \$ <u>174,312</u>	Increase <input type="checkbox"/> Annual Amt \$ _____
Engineering / Architecture		Total Funded \$ <u>174,312</u>	Decrease <input type="checkbox"/> Annual Amt \$ _____
Internal Costs (staff & operational expenses)	<u>7,500</u>	Total Unfunded \$ <u>-</u>	Minimal <input checked="" type="checkbox"/> Chg'd to fund # <u>101</u>
Construction	<u>156,812</u>	Restricted Funding <input checked="" type="checkbox"/> Yes <input type="checkbox"/> No	
Construction Mgmt / Inspection	<u>7,500</u>		
Other - Specify	<u>2,500</u>		
Total	<u>174,312</u>		

Funding Allocation

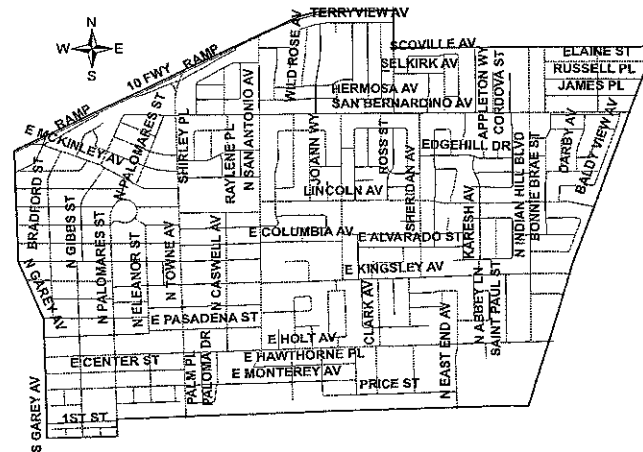
Funding Source(s)	YTD Costs 02/29/2008	Remaining Budget	Fiscal 2008/09	Plan 2009/10	Plan 2010/11	Plan 2011/12	Plan Beyond 2012
Prop 1B			174,312				
Total	-	-	174,312	-	-	-	-

Proposed Unfunded Project Costs

--	--	--	--	--	--	--	--

Project Location

Street Rehabilitation - Slurry Seal Various Locations - District 4 (Phase II)



CITY OF POMONA
Capital Improvement Program Project Details

Project Title: Street Rehabilitation - Slurry Seal Various Locations - District 5 (Phase II)

Project Description: The street improvements will include but not be limited to application of a Slurry Seal Type II and replacement of striping/legends/markers. **Locations:** Butterfield Rd (Buffington St to Wright St), Denison St (Brea Canyon Rd to Butterfield Rd), Grier St (South View Pl to Blue Grass St), Grier St (Storrs Pl to Butterfield Rd), Ninth St (Brea Canyon Rd to Blue Grass St) and Ninth St (Blue Grass St to Butterfield Rd).

Project Number:
 252-2590-XXXXX-67895
 Department / Division
 PW/Engineering

Council District: <input type="checkbox"/> - 1 <input type="checkbox"/> - 2 <input type="checkbox"/> - 3 <input type="checkbox"/> - 4 <input checked="" type="checkbox"/> - 5 <input type="checkbox"/> - 6 <input type="checkbox"/> Citywide <input type="checkbox"/> Council Request	Project Status: <input checked="" type="checkbox"/> New <input type="checkbox"/> Pending <input type="checkbox"/> RFP prepared <input type="checkbox"/> In design <input type="checkbox"/> Out to Bid <input type="checkbox"/> Under Construction	Changes from Prior Year: <input type="checkbox"/> No Change <input type="checkbox"/> Project Accelerated <input type="checkbox"/> Project Delayed <input type="checkbox"/> Additional Approp <input type="checkbox"/> Decrease Approp	Project Statistics: Project related to: Origination Yr: FY08/09 <input type="checkbox"/> Safety & Health Yr Amended: N/A <input checked="" type="checkbox"/> Master plan Pavement Mgmt System % Completed: 0% <input checked="" type="checkbox"/> Council Goal Maint. & Improve Infrastructure
---	--	---	---

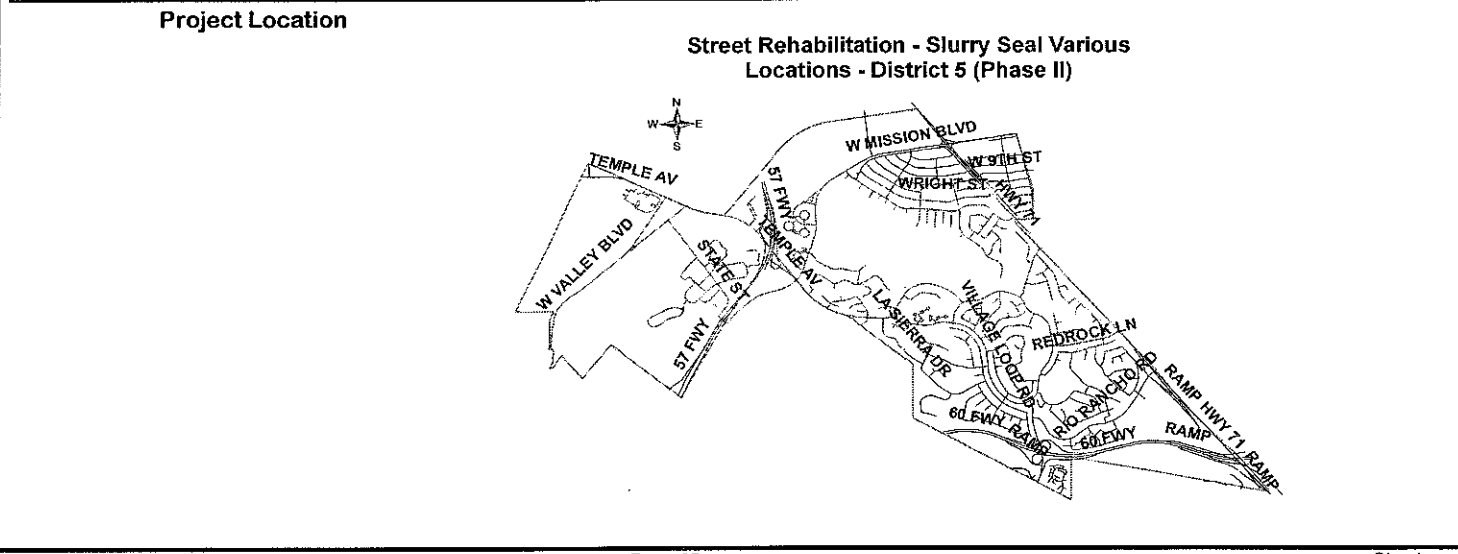
Financial Requirements:

Cost by Project Categorization	Cost	Funding Summary	Impact on Future Operating Costs
Land Acquisition / Right of Way		Total Proj Cost \$ 174,312	Increase <input type="checkbox"/> Annual Amt \$ _____
Engineering / Architecture		Total Funded \$ 174,312	Decrease <input type="checkbox"/> Annual Amt \$ _____
Internal Costs (staff & operational expenses)	7,500	Total Unfunded \$ -	Minimal <input checked="" type="checkbox"/> Chg'd to fund # 101
Construction	156,812	Restricted Funding <input checked="" type="checkbox"/> Yes <input type="checkbox"/> No	
Construction Mgmt / Inspection	7,500		
Other - Specify	2,500		
Total	174,312		

Funding Allocation

Funding Source(s)	YTD Costs 02/29/2008	Remaining Budget	Fiscal 2008/09	Plan 2009/10	Plan 2010/11	Plan 2011/12	Plan Beyond 2012
Prop 1B			174,312				
Total	-	-	174,312	-	-	-	-

Proposed
Unfunded Project Costs



CITY OF POMONA
Capital Improvement Program Project Details

Project Title: Street Rehabilitation - Slurry Seal Various Locations - District 6

Project Description: The street improvements will include but not be limited to application of a Slurry Seal Type II and replacement of striping/legends/markers. **Locations:** Alder St (Vassar St to n. end), Digby Ave (Manville St to Merrywood St), Lennox St (Vassar St to n. end), Logan St (n. end to Ashfield Ave), Lovejoy St (n. end to Hyde Ave), Manville St (Vassar St to n. end), Merrywood St (Arrow Hwy to Vassar St), Valhalla St (Arrow Hwy to Vassar St) and Vicente Ave (Alder St to Logan St).

Project Number:
 252-2590-XXXXX-67896
 Department / Division
 PW/Engineering

Council District: <input type="checkbox"/> - 1 <input type="checkbox"/> - 2 <input type="checkbox"/> - 3 <input type="checkbox"/> - 4 <input type="checkbox"/> - 5 <input checked="" type="checkbox"/> - 6 <input type="checkbox"/> Citywide <input type="checkbox"/> Council Request	Project Status: <input checked="" type="checkbox"/> New <input type="checkbox"/> Pending <input type="checkbox"/> RFP prepared <input type="checkbox"/> In design <input type="checkbox"/> Out to Bid <input type="checkbox"/> Under Construction	Changes from Prior Year: <input type="checkbox"/> No Change <input type="checkbox"/> Project Accelerated <input type="checkbox"/> Project Delayed <input type="checkbox"/> Additional Approp <input type="checkbox"/> Decrease Approp	Project Statistics: Project related to: Origination Yr: FY08/09 <input type="checkbox"/> Safety & Health Yr Amended: N/A <input checked="" type="checkbox"/> Master plan Pavement Mgmt System % Completed: 0% <input checked="" type="checkbox"/> Council Goal Maint. & Improve Infrastructure
---	--	---	--

Financial Requirements:

Cost by Project Categorization	Cost	Funding Summary	Impact on Future Operating Costs
Land Acquisition / Right of Way		Total Proj Cost \$ 174,312	Increase <input type="checkbox"/> Annual Amt \$
Engineering / Architecture		Total Funded \$ 174,312	Decrease <input type="checkbox"/> Annual Amt \$
Internal Costs (staff & operational expenses)	7,500	Total Unfunded \$ -	Minimal <input checked="" type="checkbox"/> Chg'd to fund # 101
Construction	156,812	Restricted Funding <input checked="" type="checkbox"/> Yes <input type="checkbox"/> No	
Construction Mgmt / Inspection	7,500		
Other - Specify	2,500		
Total	174,312		

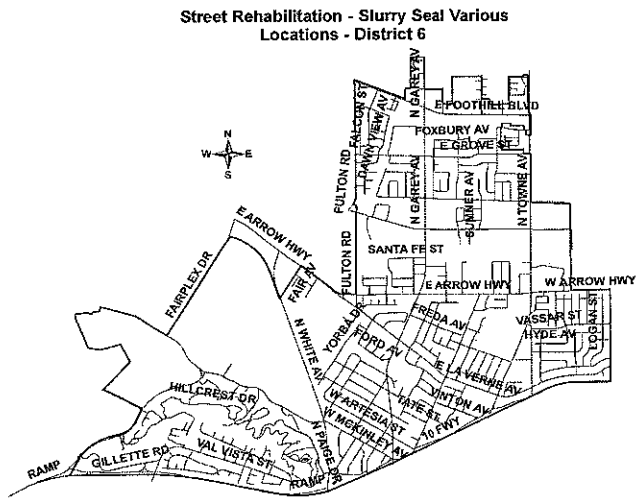
Funding Allocation

Funding Source(s)	YTD Costs 02/29/2008	Remaining Budget	Fiscal 2008/09	Plan 2009/10	Plan 2010/11	Plan 2011/12	Plan Beyond 2012
Prop 1B			174,312				
Total	-	-	174,312	-	-	-	-

Proposed Unfunded Project Costs

--	--	--	--	--	--	--	--

Project Location



CITY OF POMONA
Capital Improvement Program Project Details

Project Title: Street Rehabilitation - Westmont Area (W/O SR 71)

Project Description: This project provides for pavement rehabilitation (overlay) at the following locations:
 Grand Ave., Butterfield Rd. to Dudley St.; Palmer St., Butterfield Rd. to Dudley St.; Brea Canyon Rd.,
 Westmont Ave. to Denison St.; Buffington St., Westmont Ave. to Goldenrod Pl.

Project Number:
 223-2590-XXXXX-67881

Department / Division
 PW/Engineering

Council District: <input type="checkbox"/> - 1 <input type="checkbox"/> - 2 <input type="checkbox"/> - 3 <input type="checkbox"/> - 4 <input checked="" type="checkbox"/> - 5 <input type="checkbox"/> - 6 <input type="checkbox"/> Citywide <input checked="" type="checkbox"/> Council Request	Project Status: <input type="checkbox"/> New <input type="checkbox"/> Pending <input type="checkbox"/> RFP prepared <input type="checkbox"/> In design <input type="checkbox"/> Out to Bid <input checked="" type="checkbox"/> Under Construction	Changes from Prior Year: <input type="checkbox"/> No Change <input type="checkbox"/> Project Accelerated <input type="checkbox"/> Project Delayed <input type="checkbox"/> Additional Approp <input type="checkbox"/> Decrease Approp	Project Statistics: Project related to: <input checked="" type="checkbox"/> Safety & Health <input checked="" type="checkbox"/> Master plan Pavement Mgmt System <input checked="" type="checkbox"/> Council Goal Maint. & Improve Infrastructure Origination Yr: FY06/07 Yr Amended: FY08/09 % Completed: 3%
--	--	---	---

Financial Requirements:

Cost by Project Categorization	Cost	Funding Summary	Impact on Future Operating Costs
Land Acquisition / Right of Way		Total Proj Cost \$ 226,000	Increase <input type="checkbox"/> Annual Amt \$ _____
Engineering / Architecture	5,000	Total Funded \$ 226,000	Decrease <input type="checkbox"/> Annual Amt \$ _____
Internal Costs (staff & operational expenses)	20,000	Total Unfunded \$ -	Minimal <input checked="" type="checkbox"/> Chg'd to fund # 101
Construction	193,500	Restricted Funding <input checked="" type="checkbox"/> Yes <input type="checkbox"/> No	
Construction Mgmt / Inspection	5,000		
Other - Geotech, Environmental	2,500		
Total	226,000		

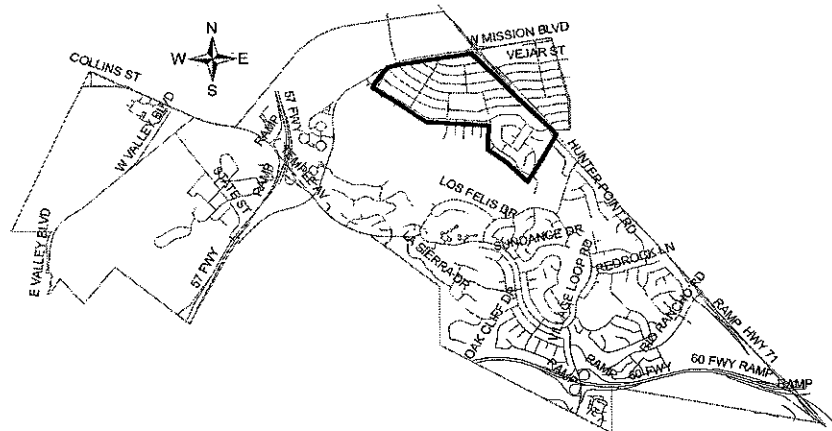
Funding Allocation

Funding Source(s)	YTD Costs 02/29/2008	Remaining Budget	Fiscal 2008/09	Plan 2009/10	Plan 2010/11	Plan 2011/12	Plan Beyond 2012
Prop 42 (FY05/06)	1,270						
STPL		72,160					
Series "AG" Bonds	4,672	97,898					
Series "AL" Bonds		50,000					
Total	5,942	220,058	-	-	-	-	-

Proposed
Unfunded Project Costs

Project Location

Street Rehabilitation - Westmont Area (W/O SR 71)



CITY OF POMONA
Capital Improvement Program Project Details

Project Title: Street/Sidewalks - Jefferson Avenue

Project Description: This project will provide for the construction of street improvements in District 4. The improvements will include asphalt pavement, curb, gutter, sidewalk, curb access ramp, striping, grading and removals for Jefferson Avenue (Garey to Palomares).

Project Number:
252-2590-XXXXX-67897
 Department / Division
PW/Engineering

Council District: <input type="checkbox"/> -1 <input type="checkbox"/> -2 <input type="checkbox"/> -3 <input checked="" type="checkbox"/> -4 <input type="checkbox"/> -5 <input type="checkbox"/> -6 <input type="checkbox"/> Citywide <input type="checkbox"/> Council Request	Project Status: <input checked="" type="checkbox"/> New <input type="checkbox"/> Pending <input type="checkbox"/> In design <input type="checkbox"/> RFP prepared <input type="checkbox"/> Out to Bid <input type="checkbox"/> Under Construction	Changes from Prior Year: <input type="checkbox"/> No Change <input type="checkbox"/> Project Accelerated <input type="checkbox"/> Project Delayed <input type="checkbox"/> Additional Approp <input type="checkbox"/> Decrease Approp	Project Statistics: Project related to: _____ <input checked="" type="checkbox"/> Safety & Health <input type="checkbox"/> Masterplan _____ <input checked="" type="checkbox"/> Council Goal <u>Maint & Improve Infrastructure</u> Origination Yr: <u>FY08/09</u> Yr Amended: <u>N/A</u> % Completed: <u>0%</u>
---	--	---	---

Financial Requirements:

Cost by Project Categorization	Cost	Funding Summary	Impact on Future Operating Costs
Land Acquisition / Right of Way		Total Proj Cost \$ <u>260,339</u>	Increase <input type="checkbox"/> Annual Amt \$ _____
Engineering / Architecture	<u>10,000</u>	Total Funded \$ <u>260,339</u>	Decrease <input type="checkbox"/> Annual Amt \$ _____
Internal Costs (staff & operational expenses)	<u>10,000</u>	Total Unfunded \$ <u>-</u>	Minimal <input checked="" type="checkbox"/> Chg'd to fund # <u>101</u>
Construction	<u>227,839</u>	Restricted Funding <input checked="" type="checkbox"/> Yes <input type="checkbox"/> No	
Construction Mgmt / Inspection	<u>10,000</u>		
Other - Specify Labor Compliance	<u>2,500</u>		
Total	<u>260,339</u>		

Funding Allocation

Funding Source(s)	YTD Costs 02/29/2008	Remaining Budget	Fiscal 2008/09	Plan 2009/10	Plan 2010/11	Plan 2011/12	Plan Beyond 2012
Prop 1B			260,339				
Total	-	-	260,339	-	-	-	-

Proposed Unfunded Project Costs

--	--	--	--	--	--	--	--

Project Location



CITY OF POMONA
Capital Improvement Program Project Details

Project Title: Streetscape - Downtown Area

Project Description: This project will provide the design and construction of various street and sidewalk improvements including landscaping, hardscaping, intersectional and other functional as well as aesthetic elements which will improve both pedestrian mobility and vehicular circulation throughout the Central Business District (CBD).

Project Number:
 480-6725-XXXXX-72042
 Department / Division
 RDA & PW/Engineering

Council District: <input checked="" type="checkbox"/> -1 <input checked="" type="checkbox"/> -2 <input type="checkbox"/> -3 <input checked="" type="checkbox"/> -4 <input type="checkbox"/> -5 <input type="checkbox"/> -6 <input type="checkbox"/> Citywide <input type="checkbox"/> Council Request	Project Status: <input type="checkbox"/> New <input checked="" type="checkbox"/> Pending <input type="checkbox"/> RFP prepared <input type="checkbox"/> In design <input type="checkbox"/> Out to Bid <input type="checkbox"/> Under Construction	Changes from Prior Year: <input checked="" type="checkbox"/> No Change <input type="checkbox"/> Project Accelerated <input type="checkbox"/> Project Delayed <input type="checkbox"/> Additional Approp <input type="checkbox"/> Decrease Approp	Project Statistics: Project related to: _____ <input checked="" type="checkbox"/> Safety & Health <input type="checkbox"/> Masterplan _____ <input checked="" type="checkbox"/> Council Goal <u>Maint & Improve Infrastructure</u> Origination Yr: FY01/02 Yr Amended: FY07/08 % Completed: 7%
---	--	--	--

Financial Requirements:

Cost by Project Categorization	Cost	Funding Summary	Impact on Future Operating Costs
Land Acquisition / Right of Way		Total Proj Cost \$ 214,750	Increase <input checked="" type="checkbox"/> Annual Amt \$ 30,000
Engineering / Architecture	43,485	Total Funded \$ 214,750	Decrease <input type="checkbox"/> Annual Amt \$ _____
Internal Costs (staff & operational expenses)	2,000	Total Unfunded \$ -	Minimal <input type="checkbox"/> Chg'd to fund # 101
Construction	100,000	Restricted Funding <input checked="" type="checkbox"/> Yes <input type="checkbox"/> No	
Construction Mgmt / Inspection	56,100		
Other - Specify	13,165		
Total	214,750		

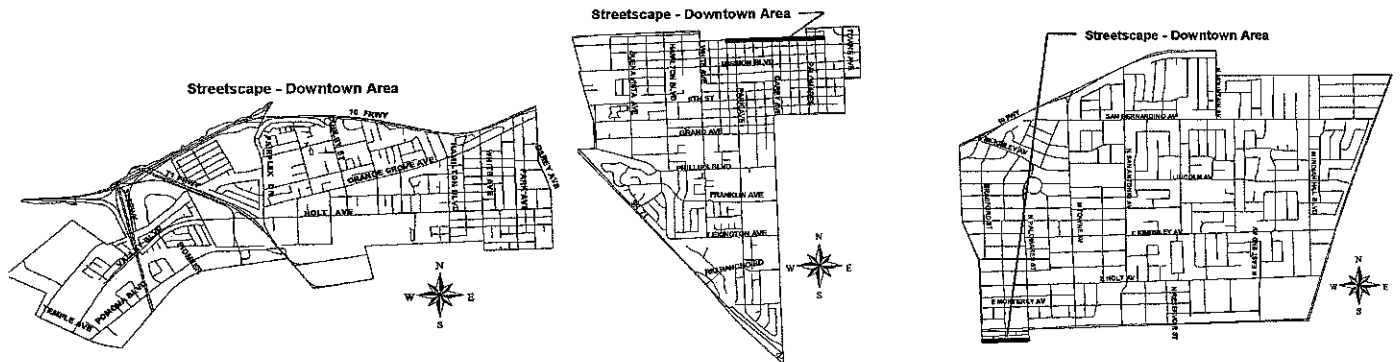
Funding Allocation


Funding Source(s)	YTD Costs 02/29/2008	Remaining Budget	Fiscal 2008/09	Plan 2009/10	Plan 2010/11	Plan 2011/12	Plan Beyond 2012
Series "AD" Bonds	15,894	198,856					
Total	15,894	198,856	-	-	-	-	-

Proposed Unfunded Project Costs

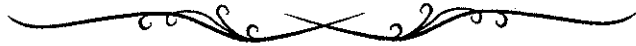

--	--	--	--	--	--	--	--

Project Location

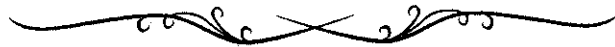





THIS PAGE INTENTIONALLY LEFT BLANK



Partially Funded Projects



CITY OF POMONA
Capital Improvement Program Project Details

Project Title: Alley Improvements - District 1 and 4

Project Description: This project will provide for the construction of alley improvements in District 1 and 4. The improvements will include asphalt pavement, concrete "V" gutters, manhole adjustments, alley approaches, directional curb ramps, grading and removals. The alleys are: District 1:49, 37, 40 and 41; District 4: 98 and 135

Project Number:
213-2590-XXXXX-64489
Department / Division
PW/Engineering

Council District: <input checked="" type="checkbox"/> - 1 <input type="checkbox"/> - 2 <input type="checkbox"/> - 3 <input checked="" type="checkbox"/> - 4 <input type="checkbox"/> - 5 <input type="checkbox"/> - 6 <input type="checkbox"/> Citywide <input type="checkbox"/> Council Request	Project Status: <input type="checkbox"/> New <input checked="" type="checkbox"/> Pending <input type="checkbox"/> In design <input type="checkbox"/> RFP prepared <input type="checkbox"/> Out to Bid <input type="checkbox"/> Under Construction	Changes from Prior Year: <input type="checkbox"/> No Change <input type="checkbox"/> Project Accelerated <input type="checkbox"/> Project Delayed <input type="checkbox"/> Additional Approp <input type="checkbox"/> Decrease Approp	Project Statistics: Project related to: Origination Yr: FY05/06 <input checked="" type="checkbox"/> Safety & Health Yr Amended: FY08/09 <input type="checkbox"/> Masterplan % Completed: 0% <input checked="" type="checkbox"/> Council Goal <u>Maint & Improve Infrastructure</u>
--	--	---	--

Financial Requirements:

Cost by Project Categorization	Cost	Funding Summary	Impact on Future Operating Costs
Land Acquisition / Right of Way		Total Proj Cost \$ <u>275,030</u>	Increase <input type="checkbox"/> Annual Amt \$ _____
Engineering / Architecture	<u>15,000</u>	Total Funded \$ <u>238,030</u>	Decrease <input type="checkbox"/> Annual Amt \$ _____
Internal Costs (staff & operational expenses)	<u>22,500</u>	Total Unfunded \$ <u>37,000</u>	Minimal <input checked="" type="checkbox"/> Chg'd to fund # <u>101</u>
Construction	<u>217,000</u>	Restricted Funding <input checked="" type="checkbox"/> Yes <input type="checkbox"/> No	
Construction Mgmt / Inspection	<u>15,000</u>		
Other - Specify Lb.Compl., Geotech., SWPPP, Environ.	<u>5,530</u>		
Total	<u>275,030</u>		

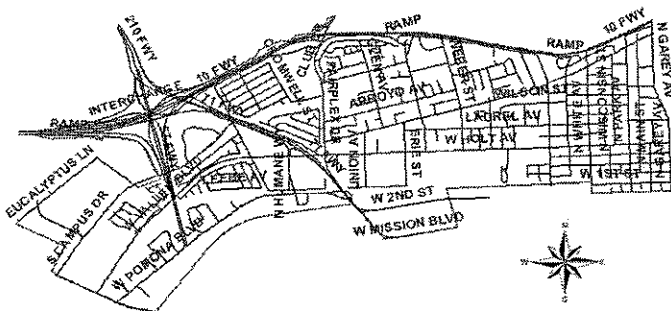
Funding Allocation

Funding Source(s)	YTD Costs 02/29/2008	Remaining Budget	Fiscal 2008/09	Plan 2009/10	Plan 2010/11	Plan 2011/12	Plan Beyond 2012
CDBG (111-64489)	270						
Capital Outlay	1,103	236,657					
Total	1,373	236,657	-	-	-	-	-

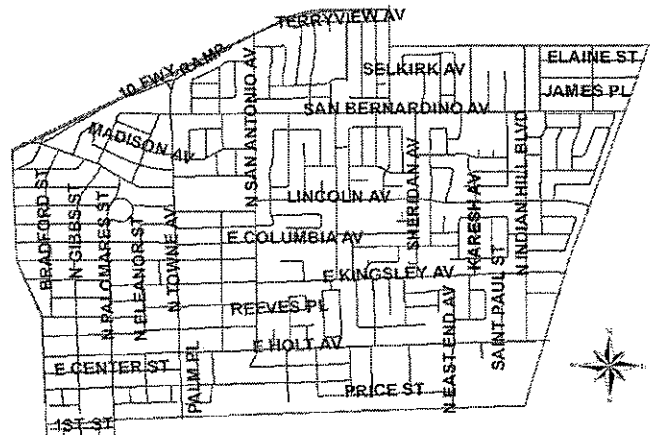
Proposed Unfunded Project Costs	37,000						
--	--------	--	--	--	--	--	--

Project Location

Alley Improvements - District 1 and District 4



Alley Improvements - District 1 and District 4



CITY OF POMONA
Capital Improvement Program Project Details

Project Title: Alley Improvements - District 1, 2, 3, 4, 5, and 6 (Revised FY07/08)

Project Description: This project will provide for the construction of alley improvements at various locations citywide. The improvements will include asphalt pavement, concrete "V" gutters, manhole adjustments, alley approaches, directional curb ramps, grading and removals. The alleys are: District 1: 40, 16, 15, 14, 43, 52, 56, 73, 25, 54, 8, 26, 45, 30, 11, 2-7, 10, 24, 27-29, 43, 44, 47, 48, 51, 52, 53, 55 & 72; District 2: 202, 209, 435, 427, 386, 389, 387, 170, 454, 189, 394, 399, 398, 421, 400, 392, 201, 188, 437, 220, 221, 447, 213, 465, 436, 469, 184, 183, 186, 453, 412, 471, 499, 203, 204, 442, 443, 193, 219, 198, 384, 173, 175, 179, 181-182, 190, 191, 196, 199, 208, 217, 423-426, 438, 439, 445, 451-452 & 455; District 3: 25, 26, 9, 12, 6, 24, 8, 21, 27 & 7; District 4: 98, 135, 133, 134, 136, 103-117, 87, 108-110, 89, 88, 85, 84, 81, 16, 21, 22, 125, 67, 68, 77, 12-14, 58, 62-66, 69, 73-76, 78-80, 82, 83, 100-102, 107-109, 111, 113-123, 126-132 & 137; District 5: 1; District 6: 81, 2, 76, 3, 83 & 82

Project Number: 213-2590-XXXXX-64449
Department / Division: PW/Engineering

Council District: <input type="checkbox"/> -1 <input type="checkbox"/> -2 <input type="checkbox"/> -3 <input type="checkbox"/> -4 <input type="checkbox"/> -5 <input type="checkbox"/> -6 <input checked="" type="checkbox"/> Citywide <input checked="" type="checkbox"/> Council Request	Project Status: <input type="checkbox"/> New <input type="checkbox"/> Pending <input type="checkbox"/> In design <input checked="" type="checkbox"/> RFP prepared <input type="checkbox"/> Out to Bid <input type="checkbox"/> Under Construction	Changes from Prior Year: <input type="checkbox"/> No Change <input type="checkbox"/> Project Accelerated <input type="checkbox"/> Project Delayed <input checked="" type="checkbox"/> Additional Approp <input type="checkbox"/> Decrease Approp	Project Statistics: Project related to: <u>Maint & Improve Infrastructure</u> <input checked="" type="checkbox"/> Safety & Health <input type="checkbox"/> Masterplan <input checked="" type="checkbox"/> Council Goal Origination Yr: FY04/05 Yr Amended: FY08/09 % Completed: 0%
--	--	--	--

Financial Requirements:

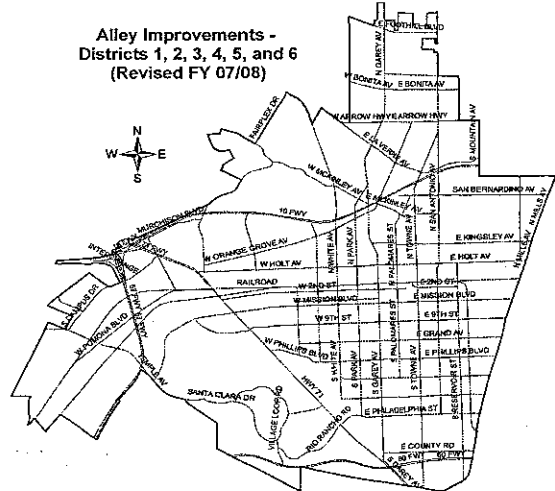
Cost by Project Categorization	Cost	Funding Summary	Impact on Future Operating Costs
Land Acquisition / Right of Way		Total Proj Cost \$ 12,723,000	Increase <input type="checkbox"/> Annual Amt \$ _____
Engineering / Architecture	900,000	Total Funded \$ 955,541	Decrease <input type="checkbox"/> Annual Amt \$ _____
Internal Costs (staff & operational expenses)	1,150,000	Total Unfunded \$ 11,767,459	Minimal <input checked="" type="checkbox"/> Chg'd to fund # 101
Construction	9,723,000	Restricted Funding <input checked="" type="checkbox"/> Yes <input type="checkbox"/> No	
Construction Mgmt / Inspection	900,000		
Other - Geotech, Environmental, Survey, Labor Compliance	50,000		
Total	12,723,000		

Funding Allocation

Funding Source(s)	YTD Costs 02/29/2008	Remaining Budget	Fiscal 2008/09	Plan 2009/10	Plan 2010/11	Plan 2011/12	Plan Beyond 2012
CDBG (111-64449)	4,897	119,242	42,483				
CDBG (112-64449)			92,000				
CDBG (113-64449)		118,031					
CDBG (114-64449)		156,029	171,589				
CDBG (116-64449)		58,211	133,009				
CDBG (117-64449)		60,050					
Total	4,897	511,563	439,081				

Proposed							
Unfunded Project Costs							11,767,459

Project Location



CITY OF POMONA
Capital Improvement Program Project Details

Project Title: Alley Improvements - District 4 and 6

Project Description: This project will provide for the construction of alley improvements in District 4 and 6. The improvements will include asphalt pavement, concrete "V" gutters, manhole adjustments, alley approaches, directional curb ramps, grading and removals. The alleys are: District 4: Alleys 4-135, 4-134, 4-133, and 4-136 and District 6: 6-75, 6-79, and 6- 80.

Project Number:
213-2590-XXXX-64582
Department / Division
PW/Engineering

Council District: <input type="checkbox"/> - 1 <input type="checkbox"/> - 2 <input type="checkbox"/> - 3 <input checked="" type="checkbox"/> - 4 <input type="checkbox"/> - 5 <input type="checkbox"/> - 6 <input type="checkbox"/> Citywide <input checked="" type="checkbox"/> Council Request	Project Status: <input type="checkbox"/> New <input type="checkbox"/> Pending <input checked="" type="checkbox"/> In design <input type="checkbox"/> RFP prepared <input type="checkbox"/> Out to Bid <input type="checkbox"/> Under Construction	Changes from Prior Year: <input type="checkbox"/> No Change <input type="checkbox"/> Project Accelerated <input type="checkbox"/> Project Delayed <input type="checkbox"/> Additional Approp <input type="checkbox"/> Decrease Approp	Project Statistics: Project related to: <input checked="" type="checkbox"/> Safety & Health <input type="checkbox"/> Masterplan <input checked="" type="checkbox"/> Council Goal <u>Maint & Improve Infrastructure</u> Origination Yr: FY07/08 Yr Amended: FY08/09 % Completed: 0%
--	--	---	--

Financial Requirements:

Cost by Project Categorization	Cost	Funding Summary	Impact on Future Operating Costs
Land Acquisition / Right of Way		Total Proj Cost \$ <u>318,010</u>	Increase <input type="checkbox"/> Annual Amt \$ _____
Engineering / Architecture	<u>20,000</u>	Total Funded \$ <u>241,267</u>	Decrease <input type="checkbox"/> Annual Amt \$ _____
Internal Costs (staff & operational expenses)	<u>26,000</u>	Total Unfunded \$ <u>76,743</u>	Minimal <input checked="" type="checkbox"/> Chg'd to fund # <u>101</u>
Construction	<u>250,010</u>	Restricted Funding <input checked="" type="checkbox"/> Yes <input type="checkbox"/> No	
Construction Mgmt / Inspection	<u>18,000</u>		
Other - Specify Lb.Compl., Geotech., SWPPP, Environ.	<u>4,000</u>		
Total	318,010		

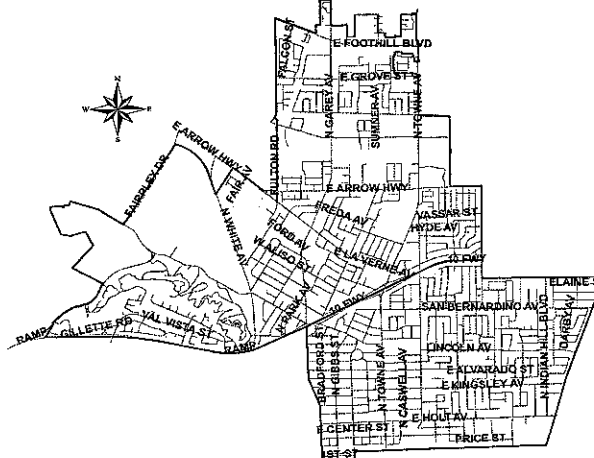
Funding Allocation

Funding Source(s)	YTD Costs 02/29/2008	Remaining Budget	Fiscal 2008/09	Plan 2009/10	Plan 2010/11	Plan 2011/12	Plan Beyond 2012
CDBG (114-64582)	301	171,966					
CDBG (116-64582)		69,000					
Total	301	240,966	-	-	-	-	-

Proposed							
Unfunded Project Costs				76,743			

Project Location

Alley Improvements - District 4 and 6



CITY OF POMONA
Capital Improvement Program Project Details

Project Title: Alley Improvements - District 6 (CDBG)

Project Description: This project provides for the construction of alley improvements at the following locations: # 6-75, Ramsey Way to Rollins Way; # 6-79, Larchmont Street to Los Flores Street; #6-80, Los Flores Street to Mountain.

Project Number:
116-2590-XXXXX-64546

Department / Division
PW/Engineering

Council District: <input type="checkbox"/> - 1 <input type="checkbox"/> - 2 <input type="checkbox"/> - 3 <input type="checkbox"/> - 4 <input type="checkbox"/> - 5 <input checked="" type="checkbox"/> - 6 <input type="checkbox"/> Citywide <input checked="" type="checkbox"/> Council Request	Project Status: <input type="checkbox"/> New <input type="checkbox"/> Pending <input checked="" type="checkbox"/> RFP prepared <input type="checkbox"/> In design <input type="checkbox"/> Out to Bid <input type="checkbox"/> Under Construction	Changes from Prior Year: <input checked="" type="checkbox"/> No Change <input type="checkbox"/> Project Accelerated <input type="checkbox"/> Project Delayed <input type="checkbox"/> Additional Approp <input type="checkbox"/> Decrease Approp	Project Statistics: Project related to: _____ Origination Yr: FY06/07 <input type="checkbox"/> Safety & Health Yr Amended: FY06/07 <input checked="" type="checkbox"/> Masterplan <u>Alley Improvements</u> % Completed: 0% <input checked="" type="checkbox"/> Council Goal <u>Maint & Improve Infrastructure</u>
--	--	--	---

Financial Requirements:

Cost by Project Categorization	Cost	Funding Summary	Impact on Future Operating Costs
Land Acquisition / Right of Way		Total Proj Cost \$ 259,000	Increase <input type="checkbox"/> Annual Amt \$ _____
Engineering / Architecture	18,000	Total Funded \$ 138,000	Decrease <input type="checkbox"/> Annual Amt \$ _____
Internal Costs (staff & operational expenses)	24,000	Total Unfunded \$ 121,000	Minimal <input checked="" type="checkbox"/> Chg'd to fund # 101
Construction	196,000	Restricted Funding <input checked="" type="checkbox"/> Yes <input type="checkbox"/> No	
Construction Mgmt / Inspection	18,000		
Other - Geotech, Environmental, Survey, Labor Compliance	3,000		
Total	259,000		

Funding Allocation

Funding Source(s)	YTD Costs 02/29/2008	Remaining Budget	Fiscal 2008/09	Plan 2009/10	Plan 2010/11	Plan 2011/12	Plan Beyond 2012
CDBG (116-64546)	269	137,731					
Total	269	137,731	-	-	-	-	-

Proposed							
Unfunded Project Costs							121,000

Project Location



CITY OF POMONA
Capital Improvement Program Project Details

Project Title: Alley Improvements - E/O San Antonio Avenue (County Rd and Olive St)

Project Description: This project provides for the construction of alley improvements in Alley # 3-29, east of San Antonio Avenue, between County Road and Olive Street.

Project Number:
422-2590-XXXXX-83001
 Department / Division
PW/Engineering

Council District:	Project Status:	Changes from Prior Year:	Project Statistics:
<input type="checkbox"/> - 1 <input type="checkbox"/> - 2 <input checked="" type="checkbox"/> - 3 <input type="checkbox"/> - 4 <input type="checkbox"/> - 5 <input type="checkbox"/> - 6 <input type="checkbox"/> Citywide <input checked="" type="checkbox"/> Council Request	<input type="checkbox"/> New <input type="checkbox"/> Pending <input checked="" type="checkbox"/> RFP prepared <input type="checkbox"/> In design <input type="checkbox"/> Out to Bid <input type="checkbox"/> Under Construction	<input type="checkbox"/> No Change <input type="checkbox"/> Project Accelerated <input type="checkbox"/> Project Delayed <input type="checkbox"/> Additional Approp <input type="checkbox"/> Decrease Approp	Project related to: Origination Yr: FY06/07 <input type="checkbox"/> Safety & Health Yr Amended: FY08/09 <input checked="" type="checkbox"/> Masterplan <u>Alley Improvement</u> % Completed: 3% <input checked="" type="checkbox"/> Council Goal <u>Maint. & Improve Infrastructure</u>

Financial Requirements:

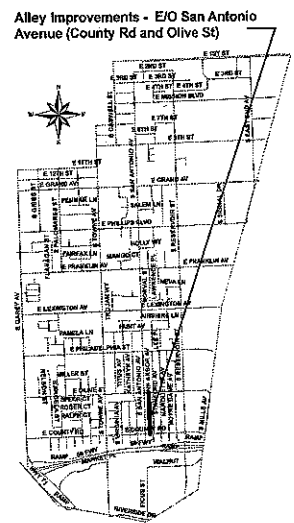
Cost by Project Categorization	Cost	Funding Summary	Impact on Future Operating Costs
Land Acquisition / Right of Way		Total Proj Cost \$ <u>178,000</u>	Increase <input type="checkbox"/> Annual Amt \$ _____
Engineering / Architecture	<u>10,800</u>	Total Funded \$ <u>88,000</u>	Decrease <input type="checkbox"/> Annual Amt \$ _____
Internal Costs (staff & operational expenses)	<u>16,300</u>	Total Unfunded \$ <u>90,000</u>	Minimal <input checked="" type="checkbox"/> Chg'd to fund # <u>101</u>
Construction	<u>135,300</u>	Restricted Funding <input checked="" type="checkbox"/> Yes <input type="checkbox"/> No	
Construction Mgmt / Inspection	<u>10,800</u>		
Other - Specify Geotech., SWPPP	<u>4,800</u>		
Total	<u>178,000</u>		

Funding Allocation

Funding Source(s)	YTD Costs 02/29/2008	Remaining Budget	Fiscal 2008/09	Plan 2009/10	Plan 2010/11	Plan 2011/12	Plan Beyond 2012
Series "AN" Bonds	4,707	83,293					
Total	4,707	83,293	-	-	-	-	-

Proposed				
Unfunded Project Costs		90,000		

Project Location



CITY OF POMONA
Capital Improvement Program Project Details

Project Title: Alley Improvements - Hamilton Boulevard Area

Project Description: This project provides for the construction of alley improvements at the following locations: #12, Randolph Street to Grove Avenue; #13, Hamilton Boulevard to Alley 13; # 34, Hamilton Boulevard to Alley 35; #23, Wilson Street south; #36, Hamilton Boulevard to Huntington Boulevard, south of Williams; #38, Texas Street to Laurel Avenue; #18, Wilson Street to Randolph Street; #35, Laurel Avenue to Williams Street, west of Huntington; #17, Hamilton Boulevard to Alley 18; & #39, Alley 38 to White Avenue.

Project Number:
422-2590-XXXXX-83004
Department / Division
PW/Engineering

Council District: <input checked="" type="checkbox"/> - 1 <input type="checkbox"/> - 2 <input type="checkbox"/> - 3 <input type="checkbox"/> - 4 <input type="checkbox"/> - 5 <input type="checkbox"/> - 6 <input type="checkbox"/> Citywide <input checked="" type="checkbox"/> Council Request	Project Status: <input type="checkbox"/> New <input type="checkbox"/> Pending <input checked="" type="checkbox"/> RFP prepared <input type="checkbox"/> In design <input type="checkbox"/> Out to Bid <input type="checkbox"/> Under Construction	Changes from Prior Year: <input type="checkbox"/> No Change <input type="checkbox"/> Project Accelerated <input type="checkbox"/> Project Delayed <input type="checkbox"/> Additional Approp <input type="checkbox"/> Decrease Approp	Project Statistics: Project related to: <input type="checkbox"/> Safety & Health <input checked="" type="checkbox"/> Masterplan <u>Alley Improvements</u> <input checked="" type="checkbox"/> Council Goal <u>Maint & Improve Infrastructure</u> Origination Yr: FY06/07 Yr Amended: FY08/09 % Completed: 1%
--	--	---	--

Financial Requirements:

Cost by Project Categorization	Cost	Funding Summary	Impact on Future Operating Costs
Land Acquisition / Right of Way		Total Proj Cost \$ 498,000	Increase <input type="checkbox"/> Annual Amt \$ _____
Engineering / Architecture	33,000	Total Funded \$ 204,938	Decrease <input type="checkbox"/> Annual Amt \$ _____
Internal Costs (staff & operational expenses)	48,000	Total Unfunded \$ 293,062	Minimal <input checked="" type="checkbox"/> Chg'd to fund # 101
Construction	380,000	Restricted Funding <input checked="" type="checkbox"/> Yes <input type="checkbox"/> No	
Construction Mgmt / Inspection	33,000		
Other - Geotech, Environmental, Survey	4,000		
Total	498,000		

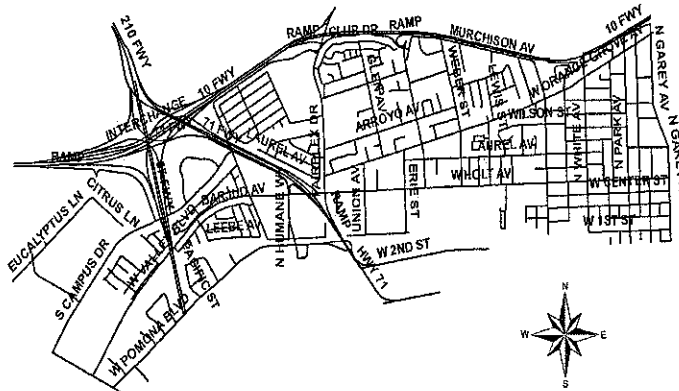
Funding Allocation

Funding Source(s)	YTD Costs 02/29/2008	Remaining Budget	Fiscal 2008/09	Plan 2009/10	Plan 2010/11	Plan 2011/12	Plan Beyond 2012
Series "AN" Bonds	3,517	201,421					
Total	3,517	201,421	-	-	-	-	-

Proposed				
Unfunded Project Costs			293,062	

Project Location

Alley Improvements - Hamilton Boulevard Area



CITY OF POMONA
Capital Improvement Program Project Details

Project Title: Alley Improvements - Various Locations - District 4

Project Description: This project provides for the construction of alley improvements at the following locations: #31 Adams-San Bernardino; #32 Alley #31-33; #33 Adams-San Bernardino; #34 south of Adams, Gibbs to Palomares; #37 south of Madison, Gibbs to Palomares; #39 south of Roosevelt, Gibbs to Palomares; #87 south of Kingsley, Palomares to Linden; #99 south of Alvarado, Towne to Caswell; #105 west of Mountain View, Reeves to Alley #106; #106 north of Holt, Claremont Pl to Mountain View; #110 east of Loranne, Pasadena to Kingsley; #130, south of Hawthorne, Arboleda to Loranne.

Project Number:
 421-2590-XXXXX-81037
 Department / Division
 PW/Engineering

Council District: <input type="checkbox"/> - 1 <input type="checkbox"/> - 2 <input type="checkbox"/> - 3 <input checked="" type="checkbox"/> - 4 <input type="checkbox"/> - 5 <input type="checkbox"/> - 6 <input type="checkbox"/> Citywide <input checked="" type="checkbox"/> Council Request	Project Status: <input type="checkbox"/> New <input type="checkbox"/> Pending <input checked="" type="checkbox"/> RFP prepared <input type="checkbox"/> In design <input type="checkbox"/> Out to Bid <input type="checkbox"/> Under Construction	Changes from Prior Year: <input type="checkbox"/> No Change <input type="checkbox"/> Project Accelerated <input type="checkbox"/> Project Delayed <input type="checkbox"/> Additional Approp <input type="checkbox"/> Decrease Approp	Project Statistics: Project related to: <input type="checkbox"/> Safety & Health <input checked="" type="checkbox"/> Master plan <u>Alley Improvement</u> <input checked="" type="checkbox"/> Council Goal <u>Maint.&Improve Infrastructure</u> Origination Yr: FY06/07 Yr Amended: FY08/09 % Completed: 1%
--	--	---	---

Financial Requirements:

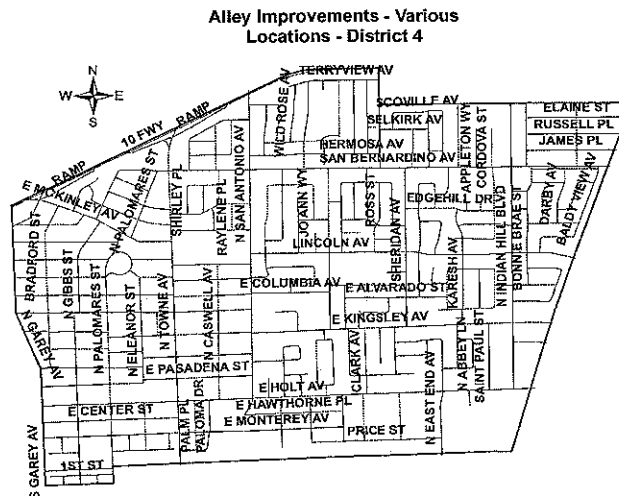
Cost by Project Categorization	Cost	Funding Summary	Impact on Future Operating Costs
Land Acquisition / Right of Way		Total Proj Cost \$ 799,000	Increase <input type="checkbox"/> Annual Amt \$ _____
Engineering / Architecture	55,000	Total Funded \$ 407,092	Decrease <input type="checkbox"/> Annual Amt \$ _____
Internal Costs (staff & operational expenses)	73,000	Total Unfunded \$ 391,908	Minimal <input checked="" type="checkbox"/> Chg'd to fund # 101
Construction	609,000	Restricted Funding <input checked="" type="checkbox"/> Yes <input type="checkbox"/> No	
Construction Mgmt / Inspection	55,000		
Other - Geotech, Environmental, Survey	7,000		
Total	799,000		

Funding Allocation

Funding Source(s)	YTD Costs 02/29/2008	Remaining Budget	Fiscal 2008/09	Plan 2009/10	Plan 2010/11	Plan 2011/12	Plan Beyond 2012
Series "AG" Bonds	5,206	219,852					
Series "AN" Bonds	96	181,938					
Total	5,302	401,790	-	-	-	-	-

Proposed							
Unfunded Project Costs				391,908			

Project Location



CITY OF POMONA
Capital Improvement Program Project Details

Project Title: Curb Ramps - District 1, 2, 3, 4, and 6 (FY 2004/05 Revised FY 2007/08)

Project Description: This project will provide for the construction of street/intersection curb ramps in:
District 1: 353 ramps; District 2: 287 ramps; District 3: 0 ramps; District 4: 534 ramps; District 5: 22 ramps;
District 6: 303 ramps

Project Number:
213-2590-XXXXX-64448

Department / Division
PW/Engineering

Council District: <input checked="" type="checkbox"/> - 1 <input checked="" type="checkbox"/> - 2 <input checked="" type="checkbox"/> - 3 <input checked="" type="checkbox"/> - 4 <input type="checkbox"/> - 5 <input checked="" type="checkbox"/> - 6 <input type="checkbox"/> Citywide <input type="checkbox"/> Council Request	Project Status: <input type="checkbox"/> New <input type="checkbox"/> Pending <input checked="" type="checkbox"/> In design <input type="checkbox"/> RFP prepared <input type="checkbox"/> Out to Bid <input type="checkbox"/> Under Construction	Changes from Prior Year: <input type="checkbox"/> No Change <input type="checkbox"/> Project Accelerated <input type="checkbox"/> Project Delayed <input checked="" type="checkbox"/> Additional Approp <input type="checkbox"/> Decrease Approp	Project Statistics: Project related to: <input checked="" type="checkbox"/> Safety & Health <input type="checkbox"/> Master plan <input checked="" type="checkbox"/> Council Goal <u>Maint & Improve Infrastructure</u> Origination Yr: FY04/05 Yr Amended: FY08/09 % Completed: 0%
---	--	--	---

Financial Requirements:

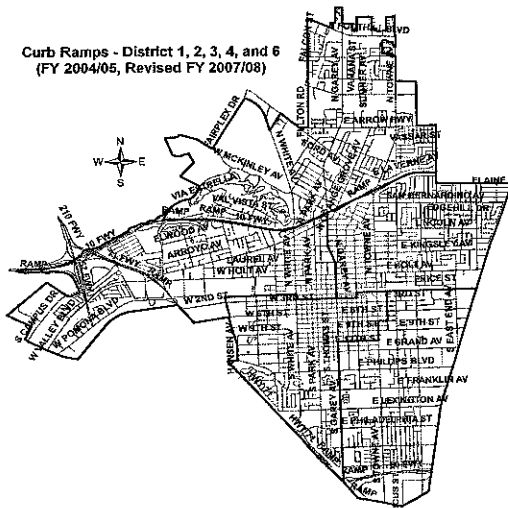
Cost by Project Categorization	Cost	Funding Summary	Impact on Future Operating Costs
Land Acquisition / Right of Way		Total Proj Cost \$ 4,142,729	Increase <input type="checkbox"/> Annual Amt \$
Engineering / Architecture	100,000	Total Funded \$ 523,929	Decrease <input type="checkbox"/> Annual Amt \$
Internal Costs (staff & operational expenses)	200,000	Total Unfunded \$ 3,618,800	Minimal <input checked="" type="checkbox"/> Chg'd to fund # 101
Construction	3,642,729	Restricted Funding <input checked="" type="checkbox"/> Yes <input type="checkbox"/> No	
Construction Mgmt / Inspection	150,000		
Other - Geotech, Survey, Environ., Labor Compliance	50,000		
Total	4,142,729		

Funding Allocation

Funding Source(s)	YTD Costs 02/29/2008	Remaining Budget	Fiscal 2008/09	Plan 2009/10	Plan 2010/11	Plan 2011/12	Plan Beyond 2012
CDBG (111-64448)	4,512	42,410					
CDBG (113-64448)		68,824					
CDBG (114-64448)		75,096					
CDBG (116-64448)		127,964					
CDBG (117-64448)		98,662					
CDBG (213-64448)	2,707	103,754					
Total	7,219	516,710	-	-	-	-	-

Proposed							
Unfunded Project Costs							3,618,800

Project Location



CITY OF POMONA
Capital Improvement Program Project Details

Project Title: Curb Ramps and Sidewalks - Citywide

Project Description: Pursuant to the American's with Disabilities Act, the City of Pomona is required, by federal law, to make reasonable accommodation for disabled persons, including curb along sidewalks. Funds will be used to construct curb ramps in locations prioritized by Council with the estimated maximum number of curb ramps to be constructed with present funding by district being: District 1: 20, District 2: 23, District 3: 17, District 4: 19 and District 6: 15.

Project Number:
213-2590-XXXXX-64376
 Department / Division
PW/Engineering

Council District: <input type="checkbox"/> - 1 <input type="checkbox"/> - 2 <input type="checkbox"/> - 3 <input type="checkbox"/> - 4 <input type="checkbox"/> - 5 <input type="checkbox"/> - 6 <input checked="" type="checkbox"/> Citywide <input type="checkbox"/> Council Request	Project Status: <input type="checkbox"/> New <input type="checkbox"/> Pending <input type="checkbox"/> RFP prepared <input checked="" type="checkbox"/> In design <input type="checkbox"/> Out to Bid <input type="checkbox"/> Under Construction	Changes from Prior Year: <input type="checkbox"/> No Change <input type="checkbox"/> Project Accelerated <input type="checkbox"/> Project Delayed <input checked="" type="checkbox"/> Additional Approp <input type="checkbox"/> Decrease Approp	Project Statistics: Project related to: _____ <input checked="" type="checkbox"/> Safety & Health <input type="checkbox"/> Masterplan _____ <input checked="" type="checkbox"/> Council Goal <u>Maint & Improve Infrastructure</u> Origination Yr: FY02/03 Yr Amended: FY07/08 % Completed: 0%
---	--	--	--

Financial Requirements:

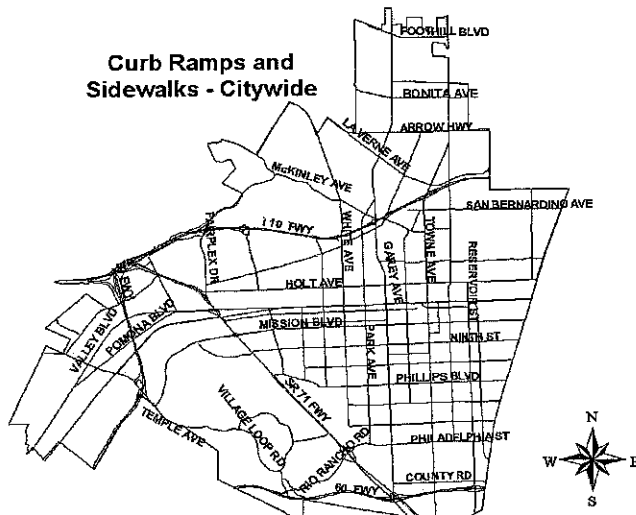
Cost by Project Categorization	Cost	Funding Summary	Impact on Future Operating Costs
Land Acquisition / Right of Way		Total Proj Cost \$ 3,500,000	Increase <input type="checkbox"/> Annual Amt \$ _____
Engineering / Architecture	242,300	Total Funded \$ 403,798	Decrease <input type="checkbox"/> Annual Amt \$ _____
Internal Costs (staff & operational expenses)	128,950	Total Unfunded \$ 3,096,202	Minimal <input checked="" type="checkbox"/> Chg'd to fund # 101
Construction	2,886,450	Restricted Funding <input checked="" type="checkbox"/> Yes <input type="checkbox"/> No	
Construction Mgmt / Inspection	242,300		
Other - Specify			
Total	3,500,000		

Funding Allocation

Funding Source(s)	YTD Costs 02/29/2008	Remaining Budget	Fiscal 2008/09	Plan 2009/10	Plan 2010/11	Plan 2011/12	Plan Beyond 2012
CDBG (213-64376)	6,667	397,131					
Total	6,667	397,131	-	-	-	-	-

Proposed							
Unfunded Project Costs				250,000	250,000	250,000	2,346,202

Project Location



CITY OF POMONA
Capital Improvement Program Project Details

Project Title: **Curb Ramps and Sidewalks - District 3 (Phase II)**

Project Description: This project will provide for the construction of curb ramps and sidewalks in District 3 at the following locations: Eleanor Street (11th St to Penmar Ln), Fernleaf Avenue (Palomares St to Towne Ave), Grand Avenue (San Antonio Ave to SPRR), Palomares St. (11th St to Phillips Blvd), Phillips Boulevard (Garey Ave to Palomares St), Phillips Boulevard (Towne Ave to San Antonio Ave), Phillips Boulevard (Reservoir St to Signal Dr), Reservoir Street (Mission Blvd to Transit Ave), San Antonio Avenue (Mission Blvd to Ninth St), Towne Avenue (11th St to Grand Ave), Third Street (San Antonio Ave to SPRR), Seventh Street (East End Ave to CL/SBCoL), 8th Street (South Towne Ave to Caswell Ave), 9th Street (South Towne Ave to Caswell Ave) and 12th Street (Palomares St to Towne Ave).

Project Number:
 113-2590-XXXXX-64486
 Department / Division
 PW/Engineering

Council District: <input type="checkbox"/> - 1 <input type="checkbox"/> - 2 <input checked="" type="checkbox"/> - 3 <input type="checkbox"/> - 4 <input type="checkbox"/> - 5 <input type="checkbox"/> - 6 <input type="checkbox"/> Citywide <input type="checkbox"/> Council Request	Project Status: <input type="checkbox"/> New <input type="checkbox"/> Pending <input type="checkbox"/> RFP prepared <input checked="" type="checkbox"/> In design <input type="checkbox"/> Out to Bid <input type="checkbox"/> Under Construction	Changes from Prior Year: <input checked="" type="checkbox"/> No Change <input type="checkbox"/> Project Accelerated <input type="checkbox"/> Project Delayed <input type="checkbox"/> Additional Approp <input type="checkbox"/> Decrease Approp	Project Statistics: Project related to: <input checked="" type="checkbox"/> Safety & Health <input type="checkbox"/> Masterplan <input checked="" type="checkbox"/> Council Goal <u>Maintain & Improve Infrastructure</u> Origination Yr: FY05/06 Yr Amended: FY05/06 % Completed: 44%
---	--	--	--

Financial Requirements:

Cost by Project Categorization	Cost	Funding Summary	Impact on Future Operating Costs
Land Acquisition / Right of Way		Total Proj Cost \$ <u>800,000</u>	Increase <input type="checkbox"/> Annual Amt \$ _____
Engineering / Architecture	<u>53,000</u>	Total Funded \$ <u>426,172</u>	Decrease <input type="checkbox"/> Annual Amt \$ _____
Internal Costs (staff & operational expenses)	<u>50,000</u>	Total Unfunded \$ <u>373,828</u>	Minimal <input checked="" type="checkbox"/> Chg'd to fund # <u>101</u>
Construction	<u>620,000</u>	Restricted Funding <input checked="" type="checkbox"/> Yes <input type="checkbox"/> No	
Construction Mgmt / Inspection	<u>53,000</u>		
Other - Geotech, Survey, Environ., Labor Compliance	<u>24,000</u>		
Total	<u>800,000</u>		

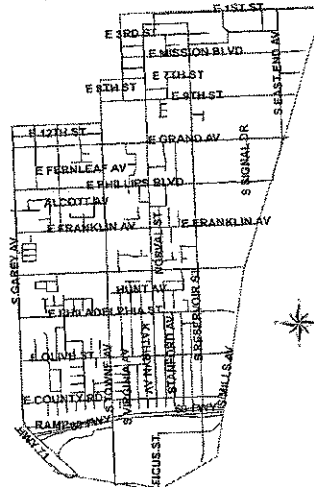
Funding Allocation

Funding Source(s)	YTD Costs 02/29/2008	Remaining Budget	Fiscal 2008/09	Plan 2009/10	Plan 2010/11	Plan 2011/12	Plan Beyond 2012
CDBG (113-64486)	246,640	16,532					
CDBG (117-64486)	5,000	5,000					
CDBG (213-64486)	100,000						
Series "AG" Bonds		53,000					
Total	351,640	74,532	-	-	-	-	-

Proposed							
Unfunded Project Costs							373,828

Project Location

Curb Ramps and Sidewalks - District 3 (Phase II)



CITY OF POMONA
Capital Improvement Program Project Details

Project Title: Drainage Improvements - Penmar Lane (Palomares St to Eleanor St)

Project Description: Penmar Lane presently dead-ends to the west of Eleanor Street without cul-de-sacs or needed drainage improvements towards Palomares Street. This project will provide for the construction of drainage improvements in an existing half-width street right-of-way.

Project Number:
 421-2590-XXXXX-81043

Department / Division
 PW/Engineering

Council District: <input type="checkbox"/> - 1 <input type="checkbox"/> - 2 <input checked="" type="checkbox"/> - 3 <input type="checkbox"/> - 4 <input type="checkbox"/> - 5 <input type="checkbox"/> - 6 <input type="checkbox"/> Citywide <input type="checkbox"/> Council Request	Project Status: <input type="checkbox"/> New <input checked="" type="checkbox"/> Pending <input type="checkbox"/> In design <input type="checkbox"/> RFP prepared <input type="checkbox"/> Out to Bid <input type="checkbox"/> Under Construction	Changes from Prior Year: <input checked="" type="checkbox"/> No Change <input type="checkbox"/> Project Accelerated <input type="checkbox"/> Project Delayed <input type="checkbox"/> Additional Approp <input type="checkbox"/> Decrease Approp	Project Statistics: Project related to: _____ Origination Yr: FY07/08 <input checked="" type="checkbox"/> Safety & Health Yr Amended: N/A <input type="checkbox"/> Masterplan _____ % Completed: 0% <input checked="" type="checkbox"/> Council Goal <u>Maint & Improve Infrastructure</u>
---	--	--	---

Financial Requirements:

Cost by Project Categorization	Cost	Funding Summary	Impact on Future Operating Costs
Land Acquisition / Right of Way		Total Proj Cost \$ 351,100	Increase <input type="checkbox"/> Annual Amt \$ _____
Engineering / Architecture	23,500	Total Funded \$ 330,890	Decrease <input type="checkbox"/> Annual Amt \$ _____
Internal Costs (staff & operational expenses)	23,500	Total Unfunded \$ 20,210	Minimal <input checked="" type="checkbox"/> Chg'd to fund # 101
Construction	278,100	Restricted Funding <input checked="" type="checkbox"/> Yes <input type="checkbox"/> No	
Construction Mgmt / Inspection	23,500		
Other - Environmental	2,500		
Total	351,100		

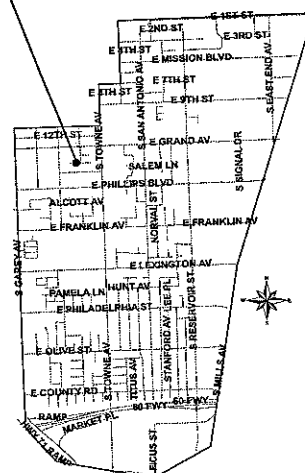
Funding Allocation

Funding Source(s)	YTD Costs 02/29/2008	Remaining Budget	Fiscal 2008/09	Plan 2009/10	Plan 2010/11	Plan 2011/12	Plan Beyond 2012
Series "AG" Bonds	615	330,275					
Total	615	330,275	-	-	-	-	-

Proposed							
Unfunded Project Costs				20,210			

Project Location

Drainage Improvements - Penmar Lane
 (Palomares St to Eleanor St)



CITY OF POMONA
Capital Improvement Program Project Details

Project Title: Highway Improvements - Soundwalls for State Route 71

Project Description: Complaints from citizens living along State Highway Route 71 are being received since the completion of the new 60 / 71 interchange. Meetings with the state indicate several years wait before soundwalls can be completed. By agreement, the City can pre-construct such facilities and be reimbursed when state funding becomes available.

Project Number:
 418-2590-XXXXX-67819
 Department / Division
 PW/Engineering

Council District: <input type="checkbox"/> - 1 <input checked="" type="checkbox"/> - 2 <input type="checkbox"/> - 3 <input type="checkbox"/> - 4 <input type="checkbox"/> - 5 <input type="checkbox"/> - 6 <input type="checkbox"/> Citywide <input type="checkbox"/> Council Request	Project Status: <input type="checkbox"/> New <input type="checkbox"/> Pending <input type="checkbox"/> RFP prepared <input checked="" type="checkbox"/> In design <input type="checkbox"/> Out to Bid <input type="checkbox"/> Under Construction	Changes from Prior Year: <input type="checkbox"/> No Change <input type="checkbox"/> Project Accelerated <input checked="" type="checkbox"/> Project Delayed <input type="checkbox"/> Additional Approp <input type="checkbox"/> Decrease Approp	Project Statistics: Project related to: _____ <input type="checkbox"/> Safety & Health <input type="checkbox"/> Masterplan _____ <input type="checkbox"/> Council Goal _____	Origination Yr: FY99/00 Yr Amended: FY08/09 % Completed: 3% Maint & Improve Infrastructure
---	--	--	---	---

Financial Requirements:

Cost by Project Categorization	Cost	Funding Summary	Impact on Future Operating Costs
Land Acquisition / Right of Way		Total Proj Cost \$ 5,192,230	Increase <input type="checkbox"/> Annual Amt \$ _____
Engineering / Architecture	459,380	Total Funded \$ 520,000	Decrease <input type="checkbox"/> Annual Amt \$ _____
Internal Costs (staff & operational expenses)	186,430	Total Unfunded \$ 4,672,230	Minimal <input checked="" type="checkbox"/> Chg'd to fund # 101
Construction	4,179,740	Restricted Funding <input checked="" type="checkbox"/> Yes <input type="checkbox"/> No	
Construction Mgmt / Inspection	257,500		
Other - Geotech, Survey, Environmental	109,180		
Total	5,192,230		

Funding Allocation

Funding Source(s)	YTD Costs 02/29/2008	Remaining Budget	Fiscal 2008/09	Plan 2009/10	Plan 2010/11	Plan 2011/12	Plan Beyond 2012
Series "W" Bonds	154,831	365,169					
Total	154,831	365,169	-	-	-	-	-

Proposed Unfunded Project Costs	4,672,230
--	-----------

Project Location



CITY OF POMONA
Capital Improvement Program Project Details

Project Title: Pavement Management Program

Project Description: This project will provide for development and implementation of a pavement management system. It is a systematic process that provides, analyzes, and summarizes pavement information for use in selecting and implementing cost-effective pavement construction, rehabilitation, and maintenance programs and projects. Once developed, the pavement data will need to be surveyed and updated biannually.

Project Number:
421-2590-XXXXX-81044
Department / Division
PW/Engineering

Council District: <input type="checkbox"/> - 1 <input type="checkbox"/> - 2 <input type="checkbox"/> - 3 <input type="checkbox"/> - 4 <input type="checkbox"/> - 5 <input type="checkbox"/> - 6 <input checked="" type="checkbox"/> Citywide <input type="checkbox"/> Council Request	Project Status: <input type="checkbox"/> New <input type="checkbox"/> Pending <input type="checkbox"/> RFP prepared <input type="checkbox"/> In design <input checked="" type="checkbox"/> Out to Bid <input type="checkbox"/> Under Construction	Changes from Prior Year: <input checked="" type="checkbox"/> No Change <input type="checkbox"/> Project Accelerated <input type="checkbox"/> Project Delayed <input type="checkbox"/> Additional Approp <input type="checkbox"/> Decrease Approp	Project Statistics: Project related to: _____ <input type="checkbox"/> Safety & Health <input type="checkbox"/> Masterplan _____ <input checked="" type="checkbox"/> Council Goal <u>Main & Improve Infrastructure</u> Origination Yr: FY06/07 Yr Amended: N/A % Completed: 0%
---	--	--	--

Financial Requirements:

Cost by Project Categorization	Cost	Funding Summary	Impact on Future Operating Costs
Land Acquisition / Right of Way		Total Proj Cost \$ <u>100,000</u>	Increase <input checked="" type="checkbox"/> Annual Amt \$ <u>15,000</u>
Engineering / Architecture	<u>85,000</u>	Total Funded \$ <u>82,390</u>	Decrease <input type="checkbox"/> Annual Amt \$ _____
Internal Costs (staff & operational expenses)	<u>15,000</u>	Total Unfunded \$ <u>17,610</u>	Minimal <input type="checkbox"/> Chg'd to fund # _____
Construction		Restricted Funding <input checked="" type="checkbox"/> Yes <input type="checkbox"/> No	
Construction Mgmt / Inspection			
Other - Specify			
Total	<u>100,000</u>		

Funding Allocation

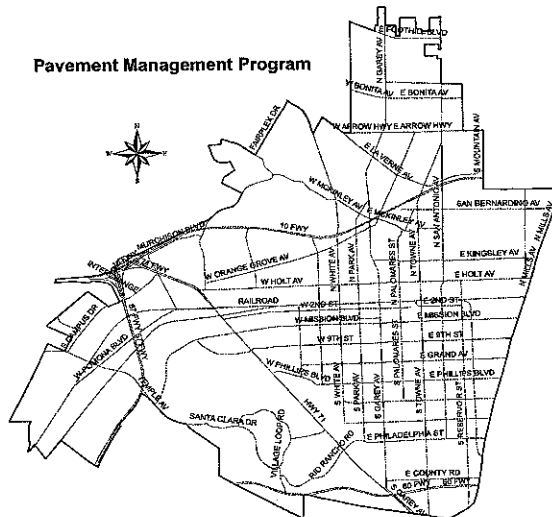
Funding Source(s)	YTD Costs 02/29/2008	Remaining Budget	Fiscal 2008/09	Plan 2009/10	Plan 2010/11	Plan 2011/12	Plan Beyond 2012
Series "AG" Bonds	99	82,291					
Total	99	82,291	-	-	-	-	-

Proposed							
Unfunded Project Costs				17,610			

Project Location

City wide

Pavement Management Program



CITY OF POMONA
Capital Improvement Program Project Details

Project Title: Sidewalks - District 2 (CDBG)

Project Description: This project provides for the construction of missing sidewalk at the following locations: #2, Buena Vista, Second to Third; #44, Muir east of Rebecca; #45 Femleaf west of Park Ave; #1, Third Street, Oak to Buena Vista, #3, Third Street (Buena Vista to Myrtle).

Project Number:
 112-2590-XXXXX-64547

Department / Division
 PW/Engineering

Council District: <input type="checkbox"/> - 1 <input checked="" type="checkbox"/> - 2 <input type="checkbox"/> - 3 <input type="checkbox"/> - 4 <input type="checkbox"/> - 5 <input type="checkbox"/> - 6 <input type="checkbox"/> Citywide <input checked="" type="checkbox"/> Council Request	Project Status: <input type="checkbox"/> New <input type="checkbox"/> Pending <input type="checkbox"/> RFP prepared <input checked="" type="checkbox"/> In design <input type="checkbox"/> Out to Bid <input type="checkbox"/> Under Construction	Changes from Prior Year: <input checked="" type="checkbox"/> No Change <input type="checkbox"/> Project Accelerated <input type="checkbox"/> Project Delayed <input type="checkbox"/> Additional Approp <input type="checkbox"/> Decrease Approp	Project Statistics: Project related to: <input type="checkbox"/> Safety & Health <input checked="" type="checkbox"/> Masterplan Sidewalk <input checked="" type="checkbox"/> Council Goal Maint. & Improve Infrastructure Origination Yr: FY06/07 Yr Amended: N/A % Completed: 1%
--	--	--	--

Financial Requirements:

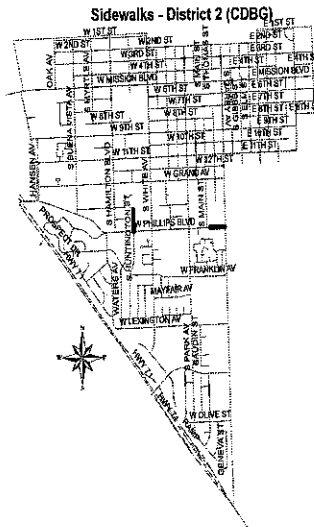
Cost by Project Categorization	Cost	Funding Summary	Impact on Future Operating Costs
Land Acquisition / Right of Way		Total Proj Cost \$ 242,800	Increase <input type="checkbox"/> Annual Amt \$
Engineering / Architecture	24,000	Total Funded \$ 192,000	Decrease <input type="checkbox"/> Annual Amt \$
Internal Costs (staff & operational expenses)	24,000	Total Unfunded \$ 50,800	Minimal <input checked="" type="checkbox"/> Chg'd to fund # 101
Construction	168,300	Restricted Funding <input checked="" type="checkbox"/> Yes <input type="checkbox"/> No	
Construction Mgmt / Inspection	24,000		
Other - Specify	2,500		
Total	242,800		

Funding Allocation

Funding Source(s)	YTD Costs 02/29/2008	Remaining Budget	Fiscal 2008/09	Plan 2009/10	Plan 2010/11	Plan 2011/12	Plan Beyond 2012
CDBG (112-64547)	1,469	190,531					
Total	1,469	190,531	-	-	-	-	-

Proposed							
Unfunded Project Costs				50,800			

Project Location



CITY OF POMONA
Capital Improvement Program Project Details

Project Title: Sidewalks - District 3 (CDBG)

Project Description: This project provides for the construction of missing sidewalk segments at the following locations: #30, Eleanor, 12th to Grand; #36, Caswell north of 8th Street and Fernleaf west of Towne. The improvements will include but not be limited to the construction of sidewalk, drive approaches, curb, gutter, adjustments of utility boxes to grade, mail box relocations, tree removal and curb access ramps.

Project Number:
113-2590-XXXXX-64547
Department / Division
PW/Engineering

Council District: <input type="checkbox"/> - 1 <input type="checkbox"/> - 2 <input checked="" type="checkbox"/> - 3 <input type="checkbox"/> - 4 <input type="checkbox"/> - 5 <input type="checkbox"/> - 6 <input type="checkbox"/> Citywide <input checked="" type="checkbox"/> Council Request	Project Status: <input type="checkbox"/> New <input checked="" type="checkbox"/> Pending <input type="checkbox"/> RFP prepared <input type="checkbox"/> In design <input type="checkbox"/> Out to Bid <input type="checkbox"/> Under Construction	Changes from Prior Year: <input type="checkbox"/> No Change <input type="checkbox"/> Project Accelerated <input type="checkbox"/> Project Delayed <input checked="" type="checkbox"/> Additional Approp <input type="checkbox"/> Decrease Approp	Project Statistics: Project related to: <input type="checkbox"/> Safety & Health <input checked="" type="checkbox"/> Master plan Sidewalk <input checked="" type="checkbox"/> Council Goal Maint. & Improve Infrastructure Origination Yr: FY06/07 Yr Amended: FY08/09 % Completed: 0%
--	--	--	---

Financial Requirements:

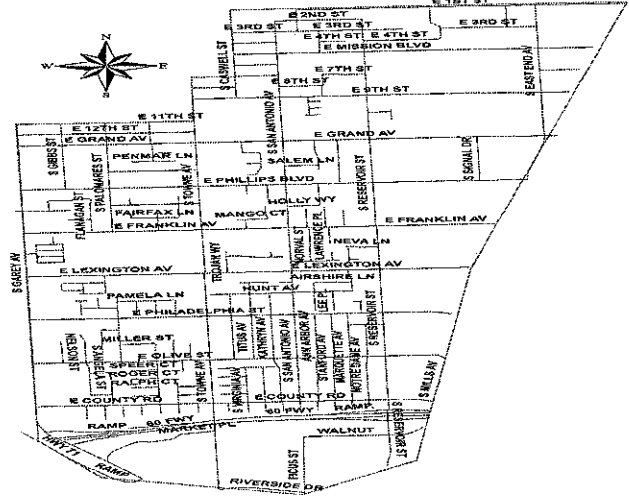
Cost by Project Categorization	Cost	Funding Summary	Impact on Future Operating Costs
Land Acquisition / Right of Way		Total Proj Cost \$ 346,500	Increase <input type="checkbox"/> Annual Amt \$
Engineering / Architecture	23,780	Total Funded \$ 302,259	Decrease <input type="checkbox"/> Annual Amt \$
Internal Costs (staff & operational expenses)	27,300	Total Unfunded \$ 44,241	Minimal <input checked="" type="checkbox"/> Chg'd to fund # 101
Construction	261,120	Restricted Funding <input checked="" type="checkbox"/> Yes <input type="checkbox"/> No	
Construction Mgmt / Inspection	29,300		
Other - Specify	5,000		
Total	346,500		

Funding Allocation

Funding Source(s)	YTD Costs 02/29/2008	Remaining Budget	Fiscal 2008/09	Plan 2009/10	Plan 2010/11	Plan 2011/12	Plan Beyond 2012
CDBG (113-64547)	669	154,331	147,259				
Total	669	154,331	147,259	-	-	-	-

Proposed							
Unfunded Project Costs				44,241			

Project Location Sidewalks - District 3 (CDBG)



CITY OF POMONA
Capital Improvement Program Project Details

Project Title: **Sidewalks - San Antonio Avenue, Briarwood Lane and Columbia Avenue Area**

Project Description: This project provides for construction of missing sidewalk segments at the following locations: east side San Antonio Avenue, north of Briarwood, west side of San Antonio Avenue, south of Elaine; and 1025 N. San Antonio Avenue.

Project Number:
422-2590-XXXXX-83003

Department / Division
PW/Engineering

Council District: <input type="checkbox"/> - 1 <input type="checkbox"/> - 2 <input type="checkbox"/> - 3 <input checked="" type="checkbox"/> - 4 <input type="checkbox"/> - 5 <input type="checkbox"/> - 6 <input type="checkbox"/> Citywide <input checked="" type="checkbox"/> Council Request	Project Status: <input type="checkbox"/> New <input type="checkbox"/> Pending <input type="checkbox"/> RFP prepared <input checked="" type="checkbox"/> In design <input type="checkbox"/> Out to Bid <input type="checkbox"/> Under Construction	Changes from Prior Year: <input checked="" type="checkbox"/> No Change <input type="checkbox"/> Project Accelerated <input type="checkbox"/> Project Delayed <input type="checkbox"/> Additional Approp <input type="checkbox"/> Decrease Approp	Project Statistics: Project related to: _____ <input type="checkbox"/> Safety & Health <input checked="" type="checkbox"/> Masterplan _____ Sidewalks <input checked="" type="checkbox"/> Council Goal _____ Maint.&Improve Infrastructure Origination Yr: FY03/04 Yr Amended: FY07/08 % Completed: 1%
--	--	--	--

Financial Requirements:

Cost by Project Categorization	Cost	Funding Summary	Impact on Future Operating Costs
Land Acquisition / Right of Way		Total Proj Cost \$ 54,250	Increase <input type="checkbox"/> Annual Amt \$ _____
Engineering / Architecture	3,545	Total Funded \$ 35,475	Decrease <input type="checkbox"/> Annual Amt \$ _____
Internal Costs (staff & operational expenses)	3,545	Total Unfunded \$ 18,775	Minimal <input checked="" type="checkbox"/> Chg'd to fund # 101
Construction	41,115	Restricted Funding <input checked="" type="checkbox"/> Yes <input type="checkbox"/> No	
Construction Mgmt / Inspection	3,545		
Other - Specify	2,500		
Total	54,250		

Funding Allocation

Funding Source(s)	YTD Costs 02/29/2008	Remaining Budget	Fiscal 2008/09	Plan 2009/10	Plan 2010/11	Plan 2011/12	Plan Beyond 2012
Series "AN" Bonds	336	35,139					
Total	336	35,139	-	-	-	-	-

Proposed Unfunded Project Costs	18,775
--	--------

Project Location



CITY OF POMONA
Capital Improvement Program Project Details

Project Title: Street Improvements - Mission Boulevard and SR 71 Grade Separation

Project Description: This project will improve circulation both regionally and locally by eliminating the current severe traffic congestion problem. This intersection has been listed for several years as a project consideration for regional funding. As initial City effort and expenditure of Gas Tax funding to develop a project study will assist in grant application procedures to fully fund this project.

Project Number:
 418-2590-XXXXX-67716
 Department / Division
 PW/Engineering

Council District: <input checked="" type="checkbox"/> - 1 <input type="checkbox"/> - 2 <input type="checkbox"/> - 3 <input type="checkbox"/> - 4 <input checked="" type="checkbox"/> - 5 <input type="checkbox"/> - 6 <input type="checkbox"/> Citywide <input type="checkbox"/> Council Request	Project Status: <input type="checkbox"/> New <input type="checkbox"/> Pending <input type="checkbox"/> RFP prepared <input checked="" type="checkbox"/> In design <input type="checkbox"/> Out to Bid <input type="checkbox"/> Under Construction	Changes from Prior Year: <input type="checkbox"/> No Change <input type="checkbox"/> Project Accelerated <input type="checkbox"/> Project Delayed <input type="checkbox"/> Additional Approp <input type="checkbox"/> Decrease Approp	Project Statistics: Project related to: <input checked="" type="checkbox"/> Safety & Health <input type="checkbox"/> Masterplan <input checked="" type="checkbox"/> Council Goal <u>Maint & Improve Infrastructure</u> Origination Yr: FY96/97 Yr Amended: FY07/08 % Completed: 16%
--	--	---	---

Financial Requirements:

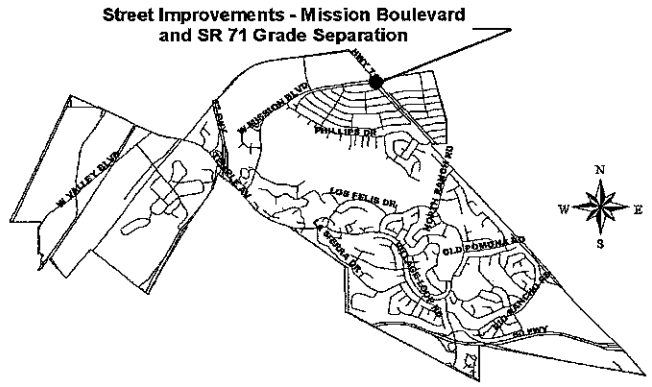
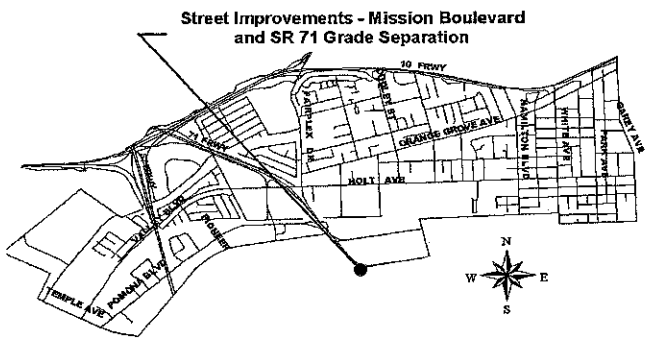
Cost by Project Categorization	Cost	Funding Summary	Impact on Future Operating Costs
Land Acquisition / Right of Way	4,726,600	Total Proj Cost \$ 49,906,502	Increase <input checked="" type="checkbox"/> Annual Amt \$ 5,000
Engineering / Architecture	2,249,185	Total Funded \$ 45,400,959	Decrease <input type="checkbox"/> Annual Amt \$
Internal Costs (staff & operational expenses)	325,000	Total Unfunded \$ 4,505,543	Minimal <input type="checkbox"/> Chg'd to fund # 101
Construction	40,257,056	Restricted Funding <input checked="" type="checkbox"/> Yes <input type="checkbox"/> No	
Construction Mgmt / Inspection	2,348,161		
Other - Specify	500		
Total	49,906,502		

Funding Allocation

Funding Source(s)	YTD Costs 02/29/2008	Remaining Budget	Fiscal 2008/09	Plan 2009/10	Plan 2010/11	Plan 2011/12	Plan Beyond 2012
Gas Tax	488,757						
STPL	1,523,313	2,893,979	500,000	500,000	500,000		
TCRF		16,379,000					
Prop C & Reserve (MOU#PACLRPO04)	5,732,303	4,253,697	4,400,000	2,000,000	2,000,000		
FHWA Funds (Omnibus FY05 Demo T21)		1,229,910					
SAFETEA - LU (Federal Misc Demo STL)		3,000,000					
Total	7,744,373	27,756,586	4,900,000	2,500,000	2,500,000	-	-

Proposed							
Unfunded Project Costs							4,505,543

Project Location



CITY OF POMONA
Capital Improvement Program Project Details

Project Title: Street Improvements - Priority Water Main Projects

Project Description: Street pavement rehabilitation in various locations throughout the City, to replace areas where the street was cut and patched for water main repairs, and the patching is in need of repairs.

Project Number:
 575-8125-XXXXX-93245
 Department / Division
 PW/Engineering

Council District: <input type="checkbox"/> - 1 <input type="checkbox"/> - 2 <input type="checkbox"/> - 3 <input type="checkbox"/> - 4 <input type="checkbox"/> - 5 <input type="checkbox"/> - 6 <input checked="" type="checkbox"/> Citywide <input type="checkbox"/> Council Request	Project Status: <input type="checkbox"/> New <input type="checkbox"/> Pending <input type="checkbox"/> RFP prepared <input type="checkbox"/> In design <input type="checkbox"/> Out to Bid <input checked="" type="checkbox"/> Under Construction	Changes from Prior Year: <input checked="" type="checkbox"/> No Change <input type="checkbox"/> Project Accelerated <input type="checkbox"/> Project Delayed <input type="checkbox"/> Additional Approp <input type="checkbox"/> Decrease Approp	Project Statistics: Project related to: <input checked="" type="checkbox"/> Safety & Health <input type="checkbox"/> Masterplan <input checked="" type="checkbox"/> Council Goal <u>Maint & Improve Infrastructure</u> Origination Yr: FY99/00 Yr Amended: FY06/07 % Completed: 45%
---	--	--	---

Financial Requirements:

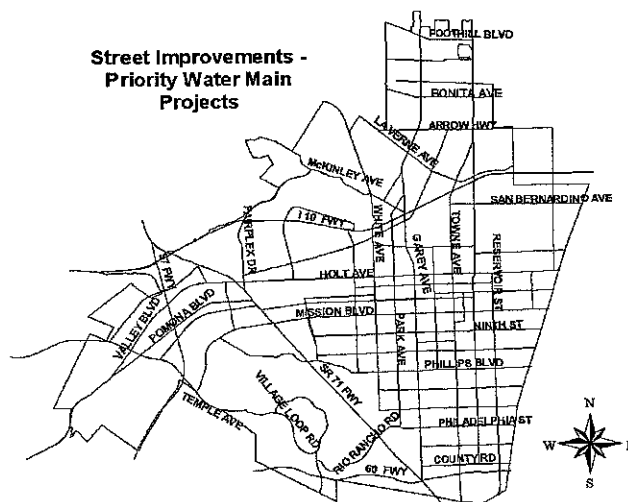
Cost by Project Categorization	Cost	Funding Summary	Impact on Future Operating Costs
Land Acquisition / Right of Way		Total Proj Cost \$ 1,476,831	Increase <input type="checkbox"/> Annual Amt \$ _____
Engineering / Architecture	16,390	Total Funded \$ 1,261,831	Decrease <input type="checkbox"/> Annual Amt \$ _____
Internal Costs (staff & operational expenses)	46,588	Total Unfunded \$ 215,000	Minimal <input checked="" type="checkbox"/> Chg'd to fund # 101
Construction	1,380,444	Restricted Funding <input checked="" type="checkbox"/> Yes <input type="checkbox"/> No	
Construction Mgmt / Inspection	33,409		
Other - Specify	-		
Total	1,476,831		

Funding Allocation

Funding Source(s)	YTD Costs 02/29/2008	Remaining Budget	Fiscal 2008/09	Plan 2009/10	Plan 2010/11	Plan 2011/12	Plan Beyond 2012
Series "AA" Bonds	187,531						
Series "AC" Bonds	274,300						
Series "AN" Bonds	204,890	595,110					
Total	666,721	595,110	-	-	-	-	-

Proposed							
Unfunded Project Costs				215,000			

Project Location



CITY OF POMONA
Capital Improvement Program Project Details

Project Title: Street Improvements - South Campus Drive

Project Description: This project will provide for street improvements on South Campus Drive from Temple Avenue to Ridgeway Street. Improvements will include but not be limited to bus stop related improvements, new pavement construction, pavement overlay, adjustment of utility covers to grade and striping.

Project Number:
 223-2590-XXXXX-67886
 Department / Division
 PW/Engineering

Council District: <input checked="" type="checkbox"/> - 1 <input type="checkbox"/> - 2 <input type="checkbox"/> - 3 <input type="checkbox"/> - 4 <input type="checkbox"/> - 5 <input type="checkbox"/> - 6 <input type="checkbox"/> Citywide <input checked="" type="checkbox"/> Council Request	Project Status: <input type="checkbox"/> New <input checked="" type="checkbox"/> Pending <input type="checkbox"/> RFP prepared <input type="checkbox"/> In design <input type="checkbox"/> Out to Bid <input type="checkbox"/> Under Construction	Changes from Prior Year: <input checked="" type="checkbox"/> No Change <input type="checkbox"/> Project Accelerated <input type="checkbox"/> Project Delayed <input type="checkbox"/> Additional Approp <input type="checkbox"/> Decrease Approp	Project Statistics: Project related to: <input type="checkbox"/> Safety & Health <input type="checkbox"/> Masterplan <input checked="" type="checkbox"/> Council Goal <u>Maint & Improve Infrastructure</u> Origination Yr: FY07/08 Yr Amended: FY07/08 % Completed: 0%
--	--	--	---

Financial Requirements:

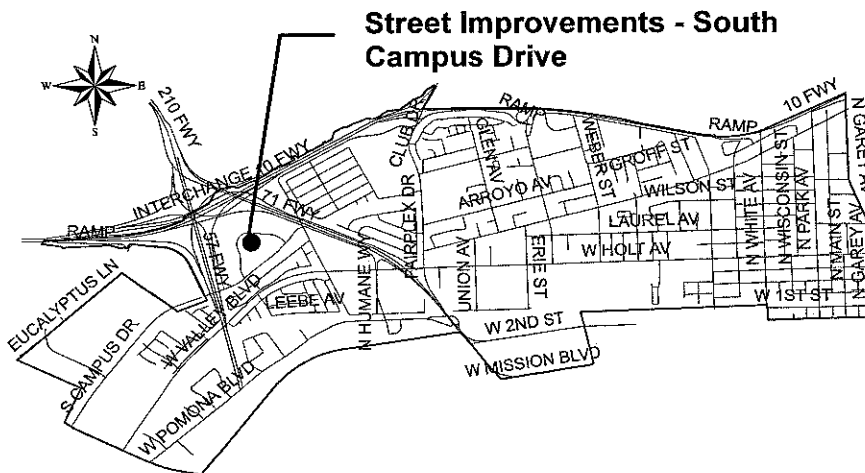
Cost by Project Categorization	Cost	Funding Summary	Impact on Future Operating Costs
Land Acquisition / Right of Way	-	Total Proj Cost \$ <u>4,067,000</u>	Increase <input type="checkbox"/> Annual Amt \$ _____
Engineering / Architecture	300,000	Total Funded \$ <u>135,940</u>	Decrease <input type="checkbox"/> Annual Amt \$ _____
Internal Costs (staff & operational expenses)	450,000	Total Unfunded \$ <u>3,931,060</u>	Minimal <input checked="" type="checkbox"/> Chg'd to fund # <u>101</u>
Construction	2,997,000	Restricted Funding <input checked="" type="checkbox"/> Yes <input type="checkbox"/> No	
Construction Mgmt / Inspection	300,000		
Other - Geotech, Survey, Environ.,	20,000		
Total	4,067,000		

Funding Allocation

Funding Source(s)	YTD Costs 02/29/2008	Remaining Budget	Fiscal 2008/09	Plan 2009/10	Plan 2010/11	Plan 2011/12	Plan Beyond 2012
Series "AG" Bonds	201	112,389					
Prop 42 (FY03/04 and FY04/05)		1,850					
Prop A		21,500					
Total	201	135,739	-	-	-	-	-

Proposed							
Unfunded Project Costs				3,931,060			

Project Location



CITY OF POMONA
Capital Improvement Program Project Details

Project Title: Street Improvements - Towne Avenue (Phillips Blvd to County Rd)

Project Description: This project provides for the construction of street improvements on Towne Avenue from Phillips Boulevard to County Road not excluding pavement overlay, sidewalks, curb ramps and street lights.

Project Number:
208-2594-XXXXX-67875

Department / Division
PW/Engineering

Council District: <input type="checkbox"/> - 1 <input type="checkbox"/> - 2 <input checked="" type="checkbox"/> - 3 <input type="checkbox"/> - 4 <input type="checkbox"/> - 5 <input type="checkbox"/> - 6 <input type="checkbox"/> Citywide <input type="checkbox"/> Council Request	Project Status: <input type="checkbox"/> New <input type="checkbox"/> Pending <input type="checkbox"/> RFP prepared <input type="checkbox"/> In design <input type="checkbox"/> Out to Bid <input checked="" type="checkbox"/> Under Construction	Changes from Prior Year: <input checked="" type="checkbox"/> No Change <input type="checkbox"/> Project Accelerated <input type="checkbox"/> Project Delayed <input type="checkbox"/> Additional Approp <input type="checkbox"/> Decrease Approp	Project Statistics: Project related to: _____ Origination Yr: FY02/03 <input checked="" type="checkbox"/> Safety & Health Yr Amended: _____ <input checked="" type="checkbox"/> Masterplan Sidewalk % Completed: 19% <input checked="" type="checkbox"/> Council Goal <u>Maint & Improve Infrastructure</u>
---	--	--	---

Financial Requirements:

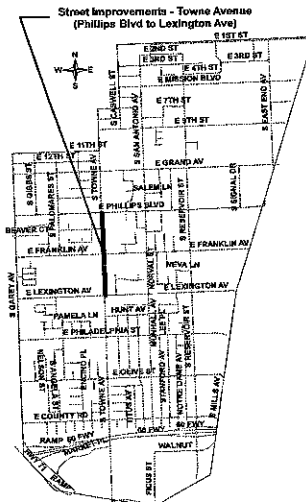
Cost by Project Categorization	Cost	Funding Summary	Impact on Future Operating Costs
Land Acquisition / Right of Way		Total Proj Cost \$ 1,808,100	Increase <input type="checkbox"/> Annual Amt \$ _____
Engineering / Architecture	90,000	Total Funded \$ 485,500	Decrease <input type="checkbox"/> Annual Amt \$ _____
Internal Costs (staff & operational expenses)	65,000	Total Unfunded \$ 1,322,600	Minimal <input checked="" type="checkbox"/> Chg'd to fund # 101
Construction	1,578,100	Restricted Funding <input checked="" type="checkbox"/> Yes <input type="checkbox"/> No	
Construction Mgmt / Inspection	70,000		
Other - Specify	5,000		
Total	1,808,100		

Funding Allocation

Funding Source(s)	YTD Costs 02/29/2008	Remaining Budget	Fiscal 2008/09	Plan 2009/10	Plan 2010/11	Plan 2011/12	Plan Beyond 2012
Gas Tax	146,283	139,217					
Series "AG" Bonds	200,000						
Total	346,283	139,217	-	-	-	-	-

Proposed				
Unfunded Project Costs			1,322,600	

Project Location



CITY OF POMONA
Capital Improvement Program Project Details

Project Title: Street Improvements - White Avenue (north city limits to Burdick Dr)

Project Description: Provide for grinding, asphalt resurfacing and restriping of White Avenue from Orange Grove Avenue to the north city limit.

Project Number:
 421-2590-XXXXX-81035
 Department / Division
 PW/Engineering

Council District: <input checked="" type="checkbox"/> - 1 <input type="checkbox"/> - 2 <input type="checkbox"/> - 3 <input type="checkbox"/> - 4 <input type="checkbox"/> - 5 <input checked="" type="checkbox"/> - 6 <input type="checkbox"/> Citywide <input type="checkbox"/> Council Request	Project Status: <input type="checkbox"/> New <input checked="" type="checkbox"/> Pending <input type="checkbox"/> RFP prepared <input type="checkbox"/> In design <input type="checkbox"/> Out to Bid <input type="checkbox"/> Under Construction	Changes from Prior Year: <input type="checkbox"/> No Change <input type="checkbox"/> Project Accelerated <input type="checkbox"/> Project Delayed <input type="checkbox"/> Additional Approp <input type="checkbox"/> Decrease Approp	Project Statistics: Project related to: _____ <input type="checkbox"/> Safety & Health <input type="checkbox"/> Masterplan _____ <input checked="" type="checkbox"/> Council Goal <u>Maint & Improve Infrastructure</u> Origination Yr: FY03/04 Yr Amended: FY08/09 % Completed: 1%
--	--	---	---

Financial Requirements:

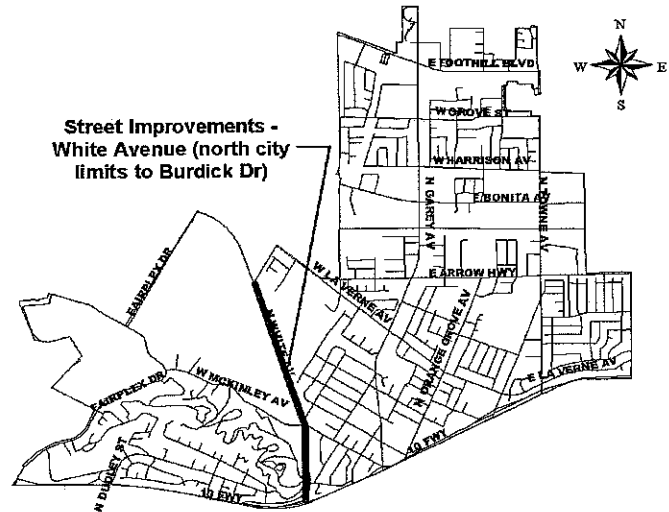
Cost by Project Categorization	Cost	Funding Summary	Impact on Future Operating Costs
Land Acquisition / Right of Way		Total Proj Cost \$ 2,096,050	Increase <input type="checkbox"/> Annual Amt \$ _____
Engineering / Architecture	75,000	Total Funded \$ 550,000	Decrease <input type="checkbox"/> Annual Amt \$ _____
Internal Costs (staff & operational expenses)	35,000	Total Unfunded \$ 1,546,050	Minimal <input checked="" type="checkbox"/> Chg'd to fund # 101
Construction	1,911,050	Restricted Funding <input checked="" type="checkbox"/> Yes <input type="checkbox"/> No	
Construction Mgmt / Inspection	50,000		
Other - Geotech, Survey, Environ.	25,000		
Total	2,096,050		

Funding Allocation

Funding Source(s)	YTD Costs 02/29/2008	Remaining Budget	Fiscal 2008/09	Plan 2009/10	Plan 2010/11	Plan 2011/12	Plan Beyond 2012
Series "AG" Bonds	27,154	522,846					
Total	27,154	522,846	-	-	-	-	-

Proposed Unfunded Project Costs	1,546,050
--	-----------

Project Location



CITY OF POMONA
Capital Improvement Program Project Details

Project Title: Street Rehabilitation - Archwood Drive (Prospect Dr to Fremont St)

Project Description: Street Rehabilitation to include construction of PCC curbs and driveways within existing right-of-way.

Project Number:
421-2590-XXXXX-81012

Department / Division
PW/Engineering

Council District: <input type="checkbox"/> - 1 <input checked="" type="checkbox"/> - 2 <input type="checkbox"/> - 3 <input type="checkbox"/> - 4 <input type="checkbox"/> - 5 <input type="checkbox"/> - 6 <input type="checkbox"/> Citywide <input checked="" type="checkbox"/> Council Request	Project Status: <input type="checkbox"/> New <input type="checkbox"/> Pending <input type="checkbox"/> RFP prepared <input checked="" type="checkbox"/> In design <input type="checkbox"/> Out to Bid <input type="checkbox"/> Under Construction	Changes from Prior Year: <input type="checkbox"/> No Change <input type="checkbox"/> Project Accelerated <input type="checkbox"/> Project Delayed <input type="checkbox"/> Additional Approp <input type="checkbox"/> Decrease Approp	Project Statistics: Project related to: Origination Yr: FY03/04 <input checked="" type="checkbox"/> Safety & Health Yr Amended: FY08/09 <input type="checkbox"/> Masterplan % Completed: 13% <input checked="" type="checkbox"/> Council Goal <u>Maint & Improve Infrastructure</u>
--	--	---	---

Financial Requirements:

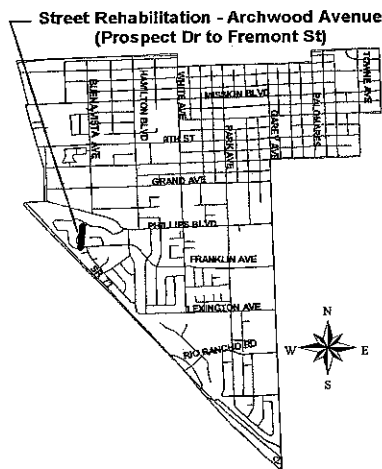
Cost by Project Categorization	Cost	Funding Summary	Impact on Future Operating Costs
Land Acquisition / Right of Way		Total Proj Cost \$ 420,800	Increase <input type="checkbox"/> Annual Amt \$ _____
Engineering / Architecture	26,000	Total Funded \$ 142,250	Decrease <input type="checkbox"/> Annual Amt \$ _____
Internal Costs (staff & operational expenses)	38,500	Total Unfunded \$ 278,550	Minimal <input checked="" type="checkbox"/> Chg'd to fund # 101
Construction	325,300	Restricted Funding <input checked="" type="checkbox"/> Yes <input type="checkbox"/> No	
Construction Mgmt / Inspection	26,000		
Other - Geotech, Environ., Survey, SWPPP	5,000		
Total	420,800		

Funding Allocation

Funding Source(s)	YTD Costs 02/29/2008	Remaining Budget	Fiscal 2008/09	Plan 2009/10	Plan 2010/11	Plan 2011/12	Plan Beyond 2012
Series "AG" Bonds	54,860	87,390					
Total	54,860	87,390	-	-	-	-	-

Proposed							
Unfunded Project Costs				278,550			

Project Location



CITY OF POMONA
Capital Improvement Program Project Details

Project Title: Street Rehabilitation - District 2 and 5 (Phase II)

Project Description: Streets to be completed under this project: Rio Ranch Road (Park Ave to Garey Ave) and Phillips Ranch Road (I-60 to Village Loop Rd).

Project Number:
 419-2590-XXXXX-50404

Department / Division
 PW/Engineering

Council District: <input type="checkbox"/> - 1 <input checked="" type="checkbox"/> - 2 <input type="checkbox"/> - 3 <input type="checkbox"/> - 4 <input checked="" type="checkbox"/> - 5 <input type="checkbox"/> - 6 <input type="checkbox"/> Citywide <input checked="" type="checkbox"/> Council Request	Project Status: <input checked="" type="checkbox"/> New <input type="checkbox"/> Pending <input type="checkbox"/> RFP prepared <input type="checkbox"/> In design <input type="checkbox"/> Out to Bid <input type="checkbox"/> Under Construction	Changes from Prior Year: <input type="checkbox"/> No Change <input type="checkbox"/> Project Accelerated <input type="checkbox"/> Project Delayed <input type="checkbox"/> Additional Approp <input type="checkbox"/> Decrease Approp	Project Statistics: Project related to: _____ Origination Yr: FY08/09 <input checked="" type="checkbox"/> Safety & Health Yr Amended: N/A <input checked="" type="checkbox"/> Master plan Pavement Mgmt System % Completed: 0% <input checked="" type="checkbox"/> Council Goal Maint & Improve Infrastructure
---	--	---	--

Financial Requirements:

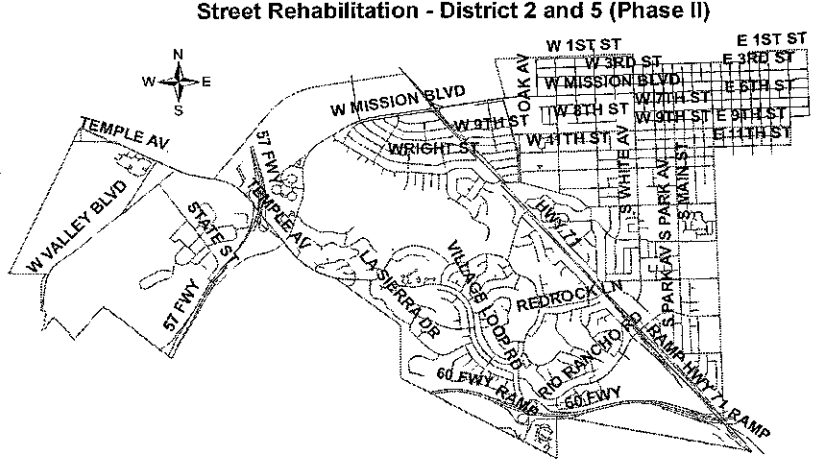
Cost by Project Categorization	Cost	Funding Summary	Impact on Future Operating Costs
Land Acquisition / Right of Way		Total Proj Cost \$ 1,250,000	Increase <input type="checkbox"/> Annual Amt \$ _____
Engineering / Architecture	115,000	Total Funded \$ 46,624	Decrease <input type="checkbox"/> Annual Amt \$ _____
Internal Costs (staff & operational expenses)	115,000	Total Unfunded \$ 1,203,376	Minimal <input checked="" type="checkbox"/> Chg'd to fund # 101
Construction	920,000	Restricted Funding <input checked="" type="checkbox"/> Yes <input type="checkbox"/> No	
Construction Mgmt / Inspection	90,000		
Other - Environmental	10,000		
Total	1,250,000		

Funding Allocation

Funding Source(s)	YTD Costs 02/29/2008	Remaining Budget	Fiscal 2008/09	Plan 2009/10	Plan 2010/11	Plan 2011/12	Plan Beyond 2012
Series "AL/AM" Bonds			46,624				
Total	-	-	46,624	-	-	-	-

Proposed							
Unfunded Project Costs				1,203,376			

Project Location



CITY OF POMONA
Capital Improvement Program Project Details

Project Title: Street/Sidewalks - District 1, 2, 3, 4, and 6

Project Description: This project will provide for the construction of street improvements at various locations Citywide. The improvements will include asphalt pavement, concrete "V" gutters, manhole adjustments, alley approaches, directional handicap ramps, grading and removals. The streets are: District 1: Faringdon, Cromwell, Augusta, Academy, Concord, Belinda, Carlton, Canterbury, Cornelia, Avalon & Oxford; District 2: 3rd & 4th (White - Park); 4th (Park - Main); Cypress, Parcels & Rebecca (Mission - 2nd), Gordon (2nd - 3rd); 2nd (Oak - White; 3rd (Oak - Park); 4th (Buena Vista - Main); Buena Vista (Mission - 1st); Myrtle (2nd - 1st); Huntington (Mission - 1st); Cypress, Rebecca & Parcels (Mission to 2nd); Gordon (4th - 2nd) & Towne (2nd to 11th) District 3: Phillips (Towne - Reservoir); Grand (Garey - Towne) & Towne (11th to Phillips) District 4: Towne (Holt to Monterey) District 6: Ashbury (Larchmont - Ashfield), Ashfield (Larchmont - Mountain), Camanita (San Carlos - Mountain), Collingswood (San Antonio - Los Flores), Del Norte (Los Flores - Logan), Hallwood (W.E. - Lovejoy), Hyde (W.E. - Lovejoy), Larchmont (La Verne - Vassar), Logan (Ashfield - Vassar), Los Flores (La Verne - Del Norte) Lovejoy (Hyde - Vassar) & Saunders (Los Flores - Del Norte)

Project Number:
213-2590-XXXXX-64445
 Department / Division
PW/Engineering

Council District: <input checked="" type="checkbox"/> - 1 <input checked="" type="checkbox"/> - 2 <input checked="" type="checkbox"/> - 3 <input checked="" type="checkbox"/> - 4 <input type="checkbox"/> - 5 <input checked="" type="checkbox"/> - 6 <input type="checkbox"/> Citywide <input type="checkbox"/> Council Request	Project Status: <input type="checkbox"/> New <input type="checkbox"/> Pending <input checked="" type="checkbox"/> In design <input type="checkbox"/> RFP prepared <input type="checkbox"/> Out to Bid <input type="checkbox"/> Under Construction	Changes from Prior Year: <input checked="" type="checkbox"/> No Change <input type="checkbox"/> Project Accelerated <input type="checkbox"/> Project Delayed <input type="checkbox"/> Additional Approp <input type="checkbox"/> Decrease Approp	Project Statistics: Project related to: _____ <input type="checkbox"/> Safety & Health <input type="checkbox"/> Masterplan _____ <input checked="" type="checkbox"/> Council Goal <u>Maint & Improve Infrastructure</u> Origination Yr: FY04/05 Yr Amended: FY06/07 % Completed: 0%
---	--	--	---

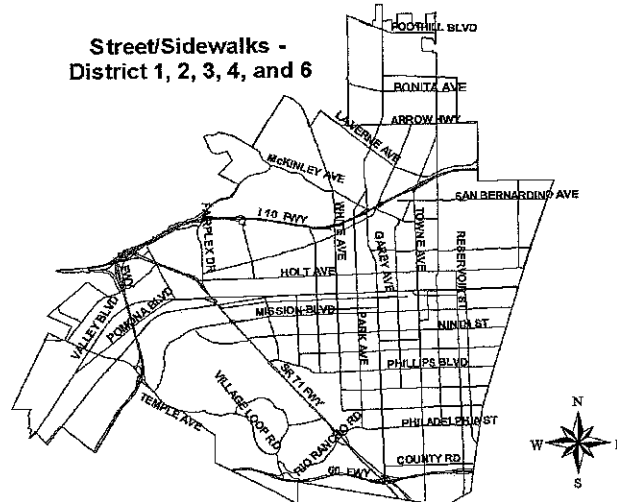
Financial Requirements:

Cost by Project Categorization	Cost	Funding Summary	Impact on Future Operating Costs
Land Acquisition / Right of Way		Total Proj Cost \$ 8,988,743	Increase <input type="checkbox"/> Annual Amt \$ _____
Engineering / Architecture	1,175,000	Total Funded \$ 552,208	Decrease <input type="checkbox"/> Annual Amt \$ _____
Internal Costs (staff & operational expenses)	201,818	Total Unfunded \$ 8,436,535	Minimal <input checked="" type="checkbox"/> Chg'd to fund # 101
Construction	7,411,925	Restricted Funding <input checked="" type="checkbox"/> Yes <input type="checkbox"/> No	
Construction Mgmt / Inspection	200,000		
Other - Specify Labor Compliance			
Total	8,988,743		

Funding Allocation

Funding Source(s)	YTD Costs 02/29/2008	Remaining Budget	Fiscal 2008/09	Plan 2009/10	Plan 2010/11	Plan 2011/12	Plan Beyond 2012
CDBG (111-64445)	1,155						
Capital Outlay	3,828	547,225					
Total	4,983	547,225	-	-	-	-	-
Proposed Unfunded Project Costs							8,436,535

Project Location



CITY OF POMONA
Capital Improvement Program Project Details

Project Title: Street/Sidewalks - District 3 and 4

Project Description: This project will provide for the construction of street improvements in District 3 and 4. The improvements will include asphalt pavement, curb, gutter, sidewalk, curb access ramp, striping, grading and removals. The streets are: District 3: Phillips (Towne - Reservoir); Grand (Garey - Towne) & Towne (11th to Phillips) District 4: San Antonio (R/R - Columbia); Monterey (Reservoir to Mtn View, north side); and Towne (Holt to Monterey).

Project Number:
 213-2590-XXXXX-64492
 Department / Division
 PW/Engineering

Council District: <input type="checkbox"/> - 1 <input type="checkbox"/> - 2 <input checked="" type="checkbox"/> - 3 <input checked="" type="checkbox"/> - 4 <input type="checkbox"/> - 5 <input type="checkbox"/> - 6 <input type="checkbox"/> Citywide <input type="checkbox"/> Council Request	Project Status: <input type="checkbox"/> New <input type="checkbox"/> Pending <input checked="" type="checkbox"/> In design <input type="checkbox"/> RFP prepared <input type="checkbox"/> Out to Bid <input type="checkbox"/> Under Construction	Changes from Prior Year: <input type="checkbox"/> No Change <input type="checkbox"/> Project Accelerated <input type="checkbox"/> Project Delayed <input checked="" type="checkbox"/> Additional Approp <input type="checkbox"/> Decrease Approp	Project Statistics: Project related to: <input checked="" type="checkbox"/> Safety & Health <input type="checkbox"/> Masterplan <input checked="" type="checkbox"/> Council Goal <u>Maint & Improve Infrastructure</u> Origination Yr: FY05/06 Yr Amended: FY08/09 % Completed: 0%
--	--	--	--

Financial Requirements:

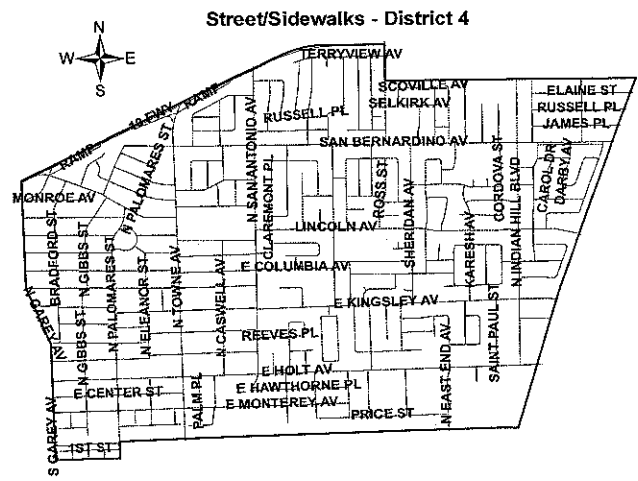
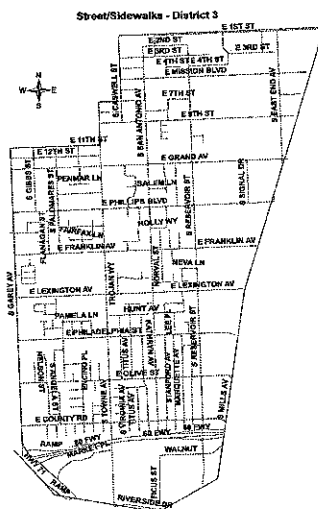
Cost by Project Categorization	Cost	Funding Summary	Impact on Future Operating Costs
Land Acquisition / Right of Way		Total Proj Cost \$ 1,833,491	Increase <input type="checkbox"/> Annual Amt \$ _____
Engineering / Architecture	40,000	Total Funded \$ 283,569	Decrease <input type="checkbox"/> Annual Amt \$ _____
Internal Costs (staff & operational expenses)	100,000	Total Unfunded \$ 1,549,922	Minimal <input checked="" type="checkbox"/> Chg'd to fund # 101
Construction	1,574,991	Restricted Funding <input checked="" type="checkbox"/> Yes <input type="checkbox"/> No	
Construction Mgmt / Inspection	100,000		
Other - Specify Labor Compliance	18,500		
Total	1,833,491		

Funding Allocation

Funding Source(s)	YTD Costs 02/29/2008	Remaining Budget	Fiscal 2008/09	Plan 2009/10	Plan 2010/11	Plan 2011/12	Plan Beyond 2012
CDBG (113-64492)	360						
Capital Outlay	2,607	9,946					
Series "AG" Bonds		270,656					
Total	2,967	280,602	-	-	-	-	-

Proposed	1,549,922
Unfunded Project Costs	

Project Location



CITY OF POMONA
Capital Improvement Program Project Details

Project Title: Streetscape - Garey Avenue Median Beautification

Project Description: Landscaping improvements of a new median island constructed by Caltrans is a part of the 60/71 freeway interchange project. The median runs from the south City limits to the 60 freeway and fronts the Pomona Ranch Plaza.

Project Number:
 418-2590-XXXXX-72016

Department / Division
 PW/Engineering

Council District: <input type="checkbox"/> - 1 <input type="checkbox"/> - 2 <input type="checkbox"/> - 3 <input type="checkbox"/> - 4 <input checked="" type="checkbox"/> - 5 <input type="checkbox"/> - 6 <input type="checkbox"/> Citywide <input type="checkbox"/> Council Request	Project Status: <input type="checkbox"/> New <input type="checkbox"/> Pending <input type="checkbox"/> RFP prepared <input checked="" type="checkbox"/> In design <input type="checkbox"/> Out to Bid <input type="checkbox"/> Under Construction	Changes from Prior Year: <input type="checkbox"/> No Change <input type="checkbox"/> Project Accelerated <input type="checkbox"/> Project Delayed <input type="checkbox"/> Additional Approp <input type="checkbox"/> Decrease Approp	Project Statistics: Project related to: _____ <input type="checkbox"/> Safety & Health <input type="checkbox"/> Masterplan <input checked="" type="checkbox"/> Council Goal <u>Maint & Improve Infrastructure</u> Origination Yr: FY98/99 Yr Amended: FY08/09 % Completed: 31%
---	--	---	--

Financial Requirements:

Cost by Project Categorization	Cost	Funding Summary	Impact on Future Operating Costs
Land Acquisition / Right of Way		Total Proj Cost \$ 837,000	Increase <input checked="" type="checkbox"/> Annual Amt \$ 5,000
Engineering / Architecture	30,000	Total Funded \$ 437,000	Decrease <input type="checkbox"/> Annual Amt \$
Internal Costs (staff & operational expenses)	50,000	Total Unfunded \$ 400,000	Minimal <input type="checkbox"/> Chg'd to fund # 256
Construction	680,000	Restricted Funding <input checked="" type="checkbox"/> Yes <input type="checkbox"/> No	
Construction Mgmt / Inspection	65,000		
Other - Geotech, Survey, Environ., Labor Compliance, Traffic Control	12,000		
Total	837,000		

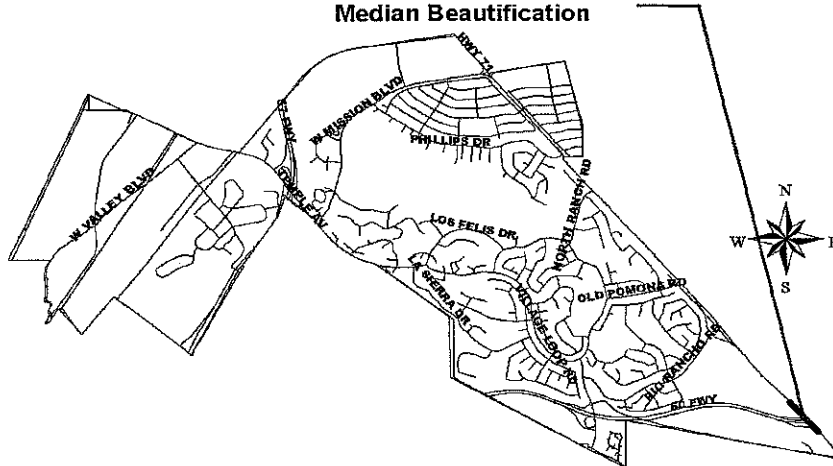
Funding Allocation

Funding Source(s)	YTD Costs 02/29/2008	Remaining Budget	Fiscal 2008/09	Plan 2009/10	Plan 2010/11	Plan 2011/12	Plan Beyond 2012
Series "AD" Bonds	8,806	77,694					
Series "W" Bonds	90,965	99,535					
MTA Grant	160,000						
Total	259,771	177,229	-	-	-	-	-

Proposed							
Unfunded Project Costs				400,000			

Project Location

**Streetscape - Garey Avenue
 Median Beautification**



CITY OF POMONA
Capital Improvement Program Project Details

Project Title: Streetscape - Garey Avenue/SR 60/SR 71 Slope Beautification

Project Description: The City of Pomona has received a State Transportation Enhancement ACT (TEA) Grant for a landscaping beautification project for State Route 60 and State Route 71 slopes in the vicinity of its interchange near south Garey Avenue. As a requirement for this grant, the City must provide a match of \$58,000.

Project Number:
 418-2590-XXXXX-72036

Department / Division
 PW/Engineering

Council District: <input type="checkbox"/> -1 <input type="checkbox"/> -2 <input type="checkbox"/> -3 <input type="checkbox"/> -4 <input checked="" type="checkbox"/> -5 <input type="checkbox"/> -6 <input type="checkbox"/> Citywide <input type="checkbox"/> Council Request	Project Status: <input type="checkbox"/> New <input type="checkbox"/> Pending <input type="checkbox"/> RFP prepared <input checked="" type="checkbox"/> In design <input type="checkbox"/> Out to Bid <input type="checkbox"/> Under Construction	Changes from Prior Year: <input type="checkbox"/> No Change <input type="checkbox"/> Project Accelerated <input type="checkbox"/> Project Delayed <input type="checkbox"/> Additional Approp <input type="checkbox"/> Decrease Approp	Project Statistics: Project related to: _____ <input type="checkbox"/> Safety & Health <input type="checkbox"/> Masterplan _____ <input checked="" type="checkbox"/> Council Goal <u>Maint & Improve Infrastructure</u> Origination Yr: FY01/02 Yr Amended: FY08/09 % Completed: 13%
---	--	---	--

Financial Requirements:

<i>Cost by Project Categorization</i>	<i>Cost</i>	<i>Funding Summary</i>	<i>Impact on Future Operating Costs</i>
Land Acquisition / Right of Way		Total Proj Cost \$ <u>1,700,000</u>	Increase <input checked="" type="checkbox"/> Annual Amt \$ <u>6,000</u>
Engineering / Architecture	<u>76,000</u>	Total Funded \$ <u>500,000</u>	Decrease <input type="checkbox"/> Annual Amt \$ _____
Internal Costs (staff & operational expenses)	<u>104,000</u>	Total Unfunded \$ <u>1,200,000</u>	Minimal <input type="checkbox"/> Chg'd to fund # <u>101</u>
Construction	<u>1,386,000</u>	Restricted Funding <input checked="" type="checkbox"/> Yes <input type="checkbox"/> No	
Construction Mgmt / Inspection	<u>86,000</u>		
Other - Environmental, Geotech, SWPPP, Topo, Traffic Control	<u>48,000</u>		
Total	<u>1,700,000</u>		

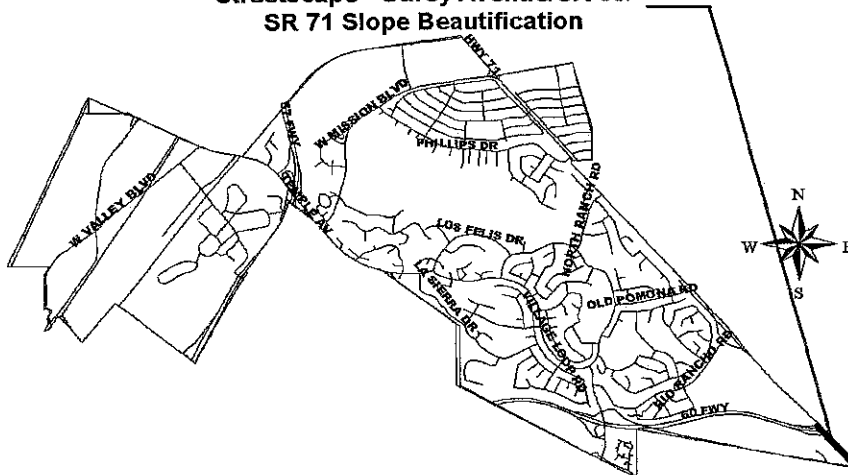
Funding Allocation

Funding Source(s)	YTD Costs 02/29/2008	Remaining Budget	Fiscal 2008/09	Plan 2009/10	Plan 2010/11	Plan 2011/12	Plan Beyond 2012
Series "W" Bonds	58,000						
State TEA Grant (Sen. Soto)	167,887	274,113					
Total	225,887	274,113	-	-	-	-	-

Proposed							
Unfunded Project Costs				1,200,000			

Project Location

**Streetscape - Garey Avenue/SR 60/
 SR 71 Slope Beautification**



CITY OF POMONA
Capital Improvement Program Project Details

Project Title: Study for Improvements - Cambrin Road (north of Elwood Avenue)

Project Description: Study of right of way needs and potential roadway improvements at Cambrin Road north of Elwood Avenue.

Project Number:
 421-2590-XXXXX-81028

Department / Division
 PW/Engineering

Council District: <input checked="" type="checkbox"/> - 1 <input type="checkbox"/> - 2 <input type="checkbox"/> - 3 <input type="checkbox"/> - 4 <input type="checkbox"/> - 5 <input type="checkbox"/> - 6 <input type="checkbox"/> Citywide <input checked="" type="checkbox"/> Council Request	Project Status: <input type="checkbox"/> New <input type="checkbox"/> Pending <input type="checkbox"/> RFP prepared <input checked="" type="checkbox"/> In design <input type="checkbox"/> Out to Bid <input type="checkbox"/> Under Construction	Changes from Prior Year: <input checked="" type="checkbox"/> No Change <input type="checkbox"/> Project Accelerated <input type="checkbox"/> Project Delayed <input type="checkbox"/> Additional Approp <input type="checkbox"/> Decrease Approp	Project Statistics: Project related to: _____ <input checked="" type="checkbox"/> Safety & Health <input type="checkbox"/> Masterplan _____ <input checked="" type="checkbox"/> Council Goal <u>Maint & Improve Infrastructure</u> Origination Yr: FY03/04 Yr Amended: FY07/08 % Completed: 62%
--	--	--	---

Financial Requirements:

Cost by Project Categorization	Cost	Funding Summary	Impact on Future Operating Costs
Land Acquisition / Right of Way		Total Proj Cost \$ 50,000	Increase <input type="checkbox"/> Annual Amt \$ _____
Engineering / Architecture	45,000	Total Funded \$ 35,000	Decrease <input type="checkbox"/> Annual Amt \$ _____
Internal Costs (staff & operational expenses)	5,000	Total Unfunded \$ 15,000	Minimal <input checked="" type="checkbox"/> Chg'd to fund # 101
Construction		Restricted Funding <input checked="" type="checkbox"/> Yes <input type="checkbox"/> No	
Construction Mgmt / Inspection			
Other - Specify Consultant Study			
Total	50,000		

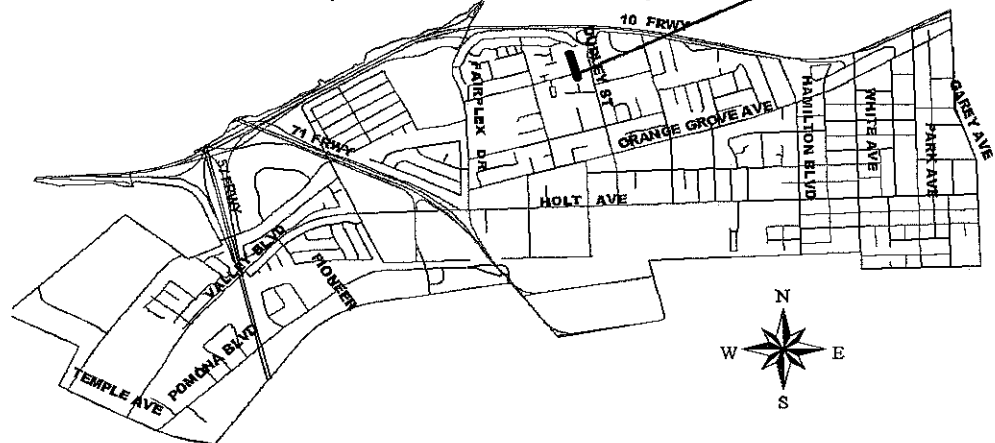
Funding Allocation

Funding Source(s)	YTD Costs 02/29/2008	Remaining Budget	Fiscal 2008/09	Plan 2009/10	Plan 2010/11	Plan 2011/12	Plan Beyond 2012
Series "AG" Bonds	30,959	4,041					
Total	30,959	4,041	-	-	-	-	-



Proposed							
Unfunded Project Costs							15,000

Project Location

**Study for Improvements - Cambrin Road
 (north of Elwood Avenue)**



Unfunded Projects



CITY OF POMONA
Capital Improvement Program
Unfunded Street Projects

Council Request	Council District	Project Title	Project Description	Estimated Cost	Origination Year
*	1,2,3,4,6	ADA Accessible Path of Travel at Alley Intersections - Citywide	Provide for improvements at alley intersections by providing ADA required accessible paths of travel along City street sidewalks	1,022,297	FY 08/09
*	6	Alley Improvements - Ganesha Place, Alameda Street and Hacienda Place Area	Construction of alley improvements at the following locations: #6-47, Ganesha Pl to Alameda St; #6-49, Alley 6-47 to Alameda St, #6-52, Hacienda Place to Settlers Ln	284,500	FY 06/07
*	1	Alley Improvements - N/O Holt Avenue (Glen Ave to Prock St)	Provide for alley improvements for alleys #1-25, located north of Holt Ave (from Glen Ave to Prock St)	77,000	FY 05/06
*	1	Alley Improvements - N/O Holt Avenue (Prock St to Gilbert St)	Provide for alley improvements for alleys #1-24, located north of Holt Ave (from Prock St to Gilbert St)	161,000	FY 05/06
	6	Alley Improvements - S/O La Verne Avenue (Towne Ave to E.C.L.)	Construction of asphalt concrete pavement, alley approaches and curb ramps	619,000	FY 03/04
*	4	Alley Improvements - W/O Clark Avenue (Pasadena St to Kingsley Ave)	Provide for alley improvements for alleys #4-110, located west of Clark Ave from Pasadena St to Kingsley Ave	96,000	FY 05/06
*	4	Curb Ramps - District 4	The ramps will be constructed in the Emerson Junior High School, San Antonio Elementary School and Kingsley Elementary School areas	110,000	FY 04/05
*	6	Median Landscaping - Arrow Highway (west city limits to westerly of Orange Grove Ave)	Provide for landscaping and irrigation to existing island medians to include trees, shrubs, turf, riverbed rock and irrigation	1,052,156	FY 03/04
	5	Median Landscaping - Mission Boulevard (SR 71 to Temple Ave)	Construction of raised curb medians on Mission Blvd from SR 71 to Temple Ave to include median curb/gutter, landscaping, riverbed rock, irrigation, striping and traffic control	2,001,000	FY 03/04
	1	Sidewalk Improvements - District 1	Provide for the construction of sidewalk, curb ramps, drive approaches and fence relocations on Dudley Avenue: Laurel Avenue to Orange Grove Avenue	73,000	FY 07/08
*	1	Sidewalks - District 1	Provide for the construction of missing sidewalk segments at the following locations: #35, Elwood/Glen/Dudley; #28, Glen/Arroyo/Elwood	270,000	FY 06/07

CITY OF POMONA
Capital Improvement Program
Unfunded Street Projects


Council Request	Council District	Project Title	Project Description	Estimated Cost	Origination Year
*	3	Sidewalks - District 3 (Missing Links)	Construct sidewalk where there are missing links in non-CDBG eligible areas in District 3	920,000	FY 05/06
*	6	Sidewalks - Garey Avenue and Park Avenue Area	Construction of missing sidewalk segments at the following: #11, Garey Ave n/o Serrano Pl.; #29, Park Ave s/o of McKinley Ave; #30, Park Ave n/o McKinley Ave	161,000	FY 06/07
*	2	Sidewalks - Huntington Street, Phillips Drive and Muir Avenue	Construction of missing sidewalk segments at the following: #33, Huntington St, Phillips Dr to Muir Ave; #41, south side Phillips Dr w/o Garey Ave; and other locations to be determined	113,000	FY 06/07
	6	Street Improvements - Artesia Street (Alameda St to Berkeley Ave)	Provide for the construction of pcc gutter plate, curb/gutter, sidewalk, curb ramps, drive approaches and pavement overlay	430,500	FY 07/08
	6	Street Improvements - Berkeley Avenue (Willow St to Artesia St)	Provide for street improvements on Berkeley Ave from Willow St to Artesia St	392,800	FY 07/08
	6	Street Improvements - Bonita Avenue (Garey Ave to East City Limits)	Provide for street improvements on Bonita Ave from Garey Ave to the east city limits	1,050,000	FY 05/06
	2	Street Improvements - Cypress Street (Mission Blvd to 7 th Street) (Phase II)	Provide for street improvements on Cypress Street from Mission Blvd to 7 th St	295,000	FY 08/09
*	2	Street Improvements - Eleanor Avenue (6 th St to 7 th St)	Construction of street improvements on Eleanor Avenue from 6 th to 7 th Street	145,000	FY 06/07
	3	Street Improvements - Ellen Place and Notre Dame Avenue	Roadway resurfacing on Ellen Place from Marquette Avenue to Reservoir Street, and on Notre Dame Avenue from County Road to Ellen Place	350,000	FY 02/03
*	3	Street Improvements - Fernleaf Avenue (Palomares St to Towne Ave)	Provide for street improvements on Fernleaf Ave from Palomares St to Towne Ave	651,200	FY 08/09
*	4	Street Improvements - Garfield Avenue (Garey Ave to Palomares St)	Provide street improvements on Garfield Ave from Garey Ave to Palomares St	580,000	FY 03/04
	4	Street Improvements - Hyde Avenue (Larchmont St to Lovejoy St)	Provide for the construction of pcc gutter plate, curb/gutter, sidewalk, curb ramps, drive approaches and pavement overlay	272,000	FY 07/08
	3	Street Improvements - La Mesa Street (7 th St to 9 th St)	Provide for street improvements on La Mesa Street	383,890	FY 02/03

CITY OF POMONA
Capital Improvement Program
Unfunded Street Projects

Council Request	Council District	Project Title	Project Description	Estimated Cost	Origination Year
*	1	Street Improvements - Laurel Street (Dudley St to Hamilton St)	Provide for street improvements on Laurel Street	410,800	FY 08/09
*	1	Street Improvements - Laurel Street (Erie St to Dudley St)	Provide for street improvements on Laurel Street from Erie St to Dudley St	282,000	FY 08/09
	2	Street Improvements - Linden Street (6 th St to 11 th St) (Phase II)	Provide for street improvements on Linden Street from 7 th St to 11 th Street	895,000	FY 08/09
*	2	Street Improvements - Main Street (12 th St to Grand Ave)	Provide for street improvements on Main Street from 12 th St to Grand Ave	99,085	FY 08/09
*	4	Street Improvements - Monterey Avenue (Reservoir St to Mountain View Ave)	Relocation of the northerly curb and provide for gutter and the reconstruction of curb ramps, spandrel, cross gutter and the construction of missing AC pavement	272,600	FY 03/04
	4	Street Improvements - San Antonio Avenue (from SPRR to Columbia Ave)	Provide for street improvements on San Antonio Ave from the southern Pacific Railroad to Columbia Ave	1,100,000	FY 05/06
*	1	Street Improvements - Union Avenue (Mt Vernon Ave to Holt Ave)	Street improvements on Union Ave from Mt. Vernon Ave to Holt Ave. Improvements will include new pavement construction, pavement overlay, curbs, gutter, drive approach, curb ramps, sidewalk, adjustment of utility covers to grade and striping	875,000	FY 06/07
	1	Street Improvements - White Avenue Off-Ramps at I-10	Extending the I-10 off-ramp at White Avenue in the easterly direction through vacant land onto White Ave to create an intersection	1,200,000	FY 03/04
*	2	Street Rehabilitation - 4 th Street (Rebecca St to Cypress St)	Provide for rehabilitation of 4 th St from Rebecca to Cypress including pavement rehab, curb, gutters, sidewalks, drive approaches and curb ramps as required	245,600	FY 07/08
*	5	Street Rehabilitation - Mission Hills Tract	Provide for pavement rehabilitation for the streets including but not limited to Rancho Laguna Rd, Alta Miral Pl, Los Coyotes Dr, Los Padres Pl and Serra Dr	775,000	FY 05/06
	4	Street Rehabilitation - Overlay Various Locations - District 4	Cold milling, removal and replacement of pavement and base, adjustment to grade of manhole covers and water gate valve covers, striping/legends/marker replacement, and asphalt pavement overlay	438,817	FY 08/09
*	1	Street Rehabilitation - Pomona Boulevard (E/O Pioneer Pl to SR 71 R/W)	Provide for the pavement rehabilitation of Pomona Blvd from 450 feet east of the centerline intersection to the right of way of SR 71	544,000	FY 08/09

CITY OF POMONA
Capital Improvement Program
Unfunded Street Projects

Council Request	Council District	Project Title	Project Description	Estimated Cost	Origination Year
*	6	Streetscape - Median Beautification - District 6 (Priority I)	Provide for median beautification on a priority basis as follows: Garey Avenue (Foothill Blvd to I-10 Freeway)	6,254,000	FY 03/04
*	6	Streetscape – Median Beautification - District 6 (Priority II)	Median beautification on Foothill Blvd (Thompson Crk to Towne Ave). Foothill Blvd is a state highway and is subject to Caltrans approval. There are some existing medians. New medians will have to be constructed from Equation Rd to Towne Ave	1,150,000	FY 03/04
	1,2	Streetscape/Landscape - White Avenue (from I-10 to Auto Center Dr)	Landscaping in the parkways which will include plant material, trees and irrigation, construction of curb ramps and sidewalk on White Ave from I-10 to Auto Center Dr	5,800,000	FY 03/04



THIS PAGE INTENTIONALLY LEFT BLANK

