

Sewer Projects



Five Year Capital Improvement Program

| | Page # | Council Request * | YTD Costs as of 2/28/10 | Remaining Budget |
|--|--------|----------------------|----------------------------|---------------------|
| Sewer | | | | |
| ~ Funded Projects ~ | | | | |
| Portable Generator Receptacle - Sewer Lift Station #3 | 1 | | 693 | 100,807 |
| Pump and Generator Replacement - Sewer Lift Station #1 | 2 | | 1,900 | 388,100 |
| Pump Replacement and New Generator - Sewer Lift Station #2 | 3 | | 3,303 | 630,697 |
| Pump Replacement and New Generator - Sewer Lift Station #4 | 4 | | 2,052 | 387,948 |
| Sewer Conveyance System - Ganesh Hills (Phase II) | 5 | | 579,038 | 54,962 |
| Sewer Pipeline Rehabilitation - Yorba Drive and Westwood Place | 6 | | 11,752 | 553,248 |
| Sewer Pipeline Replacement - Claremont Place | 7 | | 3,964 | 126,036 |
| Sewer Trench Failures - Citywide | 8 | | 55,981 | 144,019 |
| Sewer Trunk Main Replacement - Holt Avenue | 9 | | 95,503 | 809,909 |
| Sewer Trunk Main Replacement - Kingsley Avenue | 10 | | 98,025 | 871,975 |
| Sewer Trunk Main Replacement - Mission Boulevard | 11 | | 97,778 | 518,552 |
| Sewer Trunk Main Replacement - Mission Boulevard and Second Street | 12 | | 56,223 | 443,777 |
| Sewer Trunk Main Replacement - Phillips Boulevard | 13 | | 59,404 | 570,596 |
| Sewer Trunk Main Replacement - Reservoir Street | 14 | | 42,050 | 274,065 |
| State Water Discharge Requirements | 15 | | 963,289 | 4,202,671 |
| Study - Sewer Model Update/Expansion | 16 | | - | - |
| Subtotals: | | | 2,070,955 | 10,077,362 |
| ~Partially Funded Projects ~ | | | | |
| Flush/Lampholes Tanks Replacement - Citywide | 17 | | 6,375 | 293,625 |
| Manhole - New Installation - Citywide | 18 | | 3,596 | 136,404 |
| Sewer Conveyance System - Ganesh Hills (Phase III) | 19 | | 1,736 | 1,103,264 |
| Sewer Force Main Replacement - Ficus Street | 20 | | 140,623 | 2,093,552 |
| Sewer Pipeline Replacement and/or Rehabilitation - Citywide | 21 | | 149,159 | 1,737,341 |
| Sewer Pipeline Replacement - Citywide | 22 | | - | - |
| Sewer Pipeline Replacement - La Mesa Street | 23 | | 4,241 | 145,759 |
| Sewer Trunk Main Replacement - Fairplex Drive | 24 | | 27,952 | 632,048 |
| Sewer Trunk Main Replacement - Hawthorne Place | 25 | | 79,477 | 375,541 |
| Sewer Trunk Main Replacement - Thompson Creek (Phase III) | 26 | | 243,967 | 338,033 |
| Subtotals: | | | 657,126 | 6,855,567 |
| Sewer Category Totals: | | | 2,728,081 | 16,932,929 |

Five Year Capital Improvement Program


| Adopted 2010/11 | Plan 2011/12 | Plan 2012/13 | Plan 2013/14 | Plan Beyond 2014 | Impact to Future Operating |
|--------------------|-----------------|-----------------|-----------------|---------------------|----------------------------------|
| - | - | - | - | - | Minimal |
| - | - | - | - | - | Minimal |
| - | - | - | - | - | Minimal |
| - | - | - | - | - | Minimal |
| - | - | - | - | - | (5,000) |
| - | - | - | - | - | Minimal |
| - | - | - | - | - | Minimal |
| - | - | - | - | - | Minimal |
| - | - | - | - | - | Minimal |
| - | - | - | - | - | Minimal |
| - | - | - | - | - | Minimal |
| - | - | - | - | - | Minimal |
| - | - | - | - | - | Minimal |
| - | - | - | - | - | Minimal |
| - | - | - | - | - | 200,000 |
| - | - | - | - | - | Minimal |
| 75,000 | - | - | - | - | |
| 75,000 | - | - | - | - | |
| - | - | - | - | 119,380 | Minimal |
| - | - | - | - | 100,844 | 2,000 |
| - | - | - | - | 2,175,000 | (5,000) |
| - | - | - | - | 1,381,020 | Minimal |
| - | - | - | - | 483,500 | Minimal |
| 265,000 | - | - | - | 12,082,050 | Minimal |
| - | - | 48,565 | - | - | Minimal |
| - | 10,378 | - | - | - | Minimal |
| - | - | - | - | 196,565 | Minimal |
| - | - | - | - | 32,793 | (500) |
| 265,000 | 10,378 | 48,565 | - | 16,571,152 | |
| 340,000 | 10,378 | 48,565 | - | 16,571,152 | |




THIS PAGE INTENTIONALLY LEFT BLANK



The first part of the paper discusses the importance of the research and the objectives of the study. It then proceeds to a literature review, highlighting the key findings and gaps in the existing research. The methodology section describes the research design, data collection methods, and the statistical techniques used for data analysis. The results section presents the findings of the study, and the discussion section interprets these findings in the context of the research objectives and existing literature. The paper concludes with a summary of the main findings and suggestions for future research.



Funded Projects



CITY OF POMONA
Capital Improvement Program Project Details

Project Title: Portable Generator Receptacle - Sewer Lift Station #3

Project Description: Upgrade of telemetry system and controls. This work will be contracted out by the Los Angeles County Sanitation Districts and paid for by the City of Pomona.

Project Number:
 422-2565-XXXXX-83021

Department / Division
 PW/Sewer

| | | | |
|---|--|--|---|
| Council District: <input type="checkbox"/> - 1 <input checked="" type="checkbox"/> - 2 <input type="checkbox"/> - 3 <input type="checkbox"/> - 4 <input type="checkbox"/> - 5 <input type="checkbox"/> - 6 <input type="checkbox"/> Citywide <input type="checkbox"/> Council Request | Project Status: <input type="checkbox"/> New <input checked="" type="checkbox"/> Pending <input type="checkbox"/> In design <input type="checkbox"/> RFP prepared <input type="checkbox"/> Out to Bid <input type="checkbox"/> Under Construction | Changes from Prior Year: <input checked="" type="checkbox"/> No Change <input type="checkbox"/> Project Accelerated <input type="checkbox"/> Project Delayed <input type="checkbox"/> Additional Approp <input type="checkbox"/> Decrease Approp | Project Statistics: Project related to: Origination Yr: FY06/07 <input checked="" type="checkbox"/> Safety & Health Yr Amended: FY07/08 <input checked="" type="checkbox"/> Masterplan <u>2005 Sewer</u> % Completed: 1% <input checked="" type="checkbox"/> Council Goal <u>Maint & Improve Infrastructure</u> |
|---|--|--|---|

Financial Requirements:

| <i>Cost by Project Categorization</i> | <i>Cost</i> | <i>Funding Summary</i> | <i>Impact on Future Operating Costs</i> |
|---|----------------|--|---|
| Land Acquisition / Right of Way | | Total Proj Cost \$ 101,500 | Increase <input type="checkbox"/> Annual Amt \$ _____ |
| Engineering / Architecture | | Total Funded \$ 101,500 | Decrease <input type="checkbox"/> Annual Amt \$ _____ |
| Internal Costs (staff & operational expenses) | | Total Unfunded \$ - | Minimal <input checked="" type="checkbox"/> Chg'd to fund # 581 |
| Construction | 101,500 | Restricted Funding <input checked="" type="checkbox"/> Yes <input type="checkbox"/> No | |
| Construction Mgmt / Inspection | | | |
| Other - Specify | | | |
| Total | 101,500 | | |

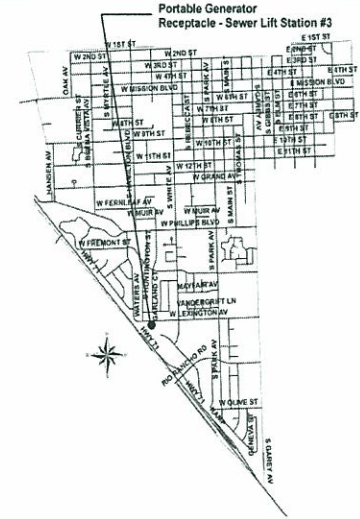
Funding Allocation

| Funding Source(s) | YTD Costs as of 02/28/10 | Remaining Budget | Fiscal 2010/11 | Plan 2011/12 | Plan 2012/13 | Plan 2012/13 | Plan Beyond 2014 |
|-------------------|--------------------------|------------------|----------------|--------------|--------------|--------------|------------------|
| Series "AN" Bonds | 568 | 40,432 | | | | | |
| Series "BA" Bonds | 125 | 60,375 | | | | | |
| | | | | | | | |
| | | | | | | | |
| | | | | | | | |
| Total | 693 | 100,807 | - | - | - | - | - |

Proposed Unfunded Project Costs

| | | | | | | | |
|--|--|--|--|--|--|--|--|
| | | | | | | | |
|--|--|--|--|--|--|--|--|

Project Location



CITY OF POMONA
Capital Improvement Program Project Details

Project Title: Pump and Generator Replacement - Sewer Lift Station #1

Project Description: Upgrade of telemetry system and controls. This work will be contracted out by the Los Angeles County Sanitation Districts and paid for by the City of Pomona.

Project Number:
422-2565-XXXXX-83022

Department / Division
PW/Sewer

| | | | |
|---|--|--|--|
| Council District: <input type="checkbox"/> - 1 <input type="checkbox"/> - 2 <input checked="" type="checkbox"/> - 3 <input type="checkbox"/> - 4 <input type="checkbox"/> - 5 <input type="checkbox"/> - 6 <input type="checkbox"/> Citywide <input type="checkbox"/> Council Request | Project Status: <input type="checkbox"/> New <input checked="" type="checkbox"/> Pending <input type="checkbox"/> In design <input type="checkbox"/> RFP prepared <input type="checkbox"/> Out to Bid <input type="checkbox"/> Under Construction | Changes from Prior Year: <input checked="" type="checkbox"/> No Change <input type="checkbox"/> Project Accelerated <input type="checkbox"/> Project Delayed <input type="checkbox"/> Additional Approp <input type="checkbox"/> Decrease Approp | Project Statistics: Project related to: _____ Origination Yr: FY06/07 <input checked="" type="checkbox"/> Safety & Health Yr Amended: N/A <input checked="" type="checkbox"/> Masterplan <u>2005 Sewer</u> % Completed: 0% <input checked="" type="checkbox"/> Council Goal <u>Maint & Improve Infrastructure</u> |
|---|--|--|--|

Financial Requirements:

| <i>Cost by Project Categorization</i> | <i>Cost</i> | <i>Funding Summary</i> | <i>Impact on Future Operating Costs</i> |
|---|----------------|--|--|
| Land Acquisition / Right of Way | | Total Proj Cost \$ <u>390,000</u> | Increase <input type="checkbox"/> Annual Amt \$ _____ |
| Engineering / Architecture | <u>120,000</u> | Total Funded \$ <u>390,000</u> | Decrease <input type="checkbox"/> Annual Amt \$ _____ |
| Internal Costs (staff & operational expenses) | <u>30,000</u> | Total Unfunded \$ <u>-</u> | Minimal <input checked="" type="checkbox"/> Chg'd to fund # <u>581</u> |
| Construction | <u>240,000</u> | Restricted Funding <input checked="" type="checkbox"/> Yes <input type="checkbox"/> No | |
| Construction Mgmt / Inspection | | | |
| Other - Specify | | | |
| Total | 390,000 | | |

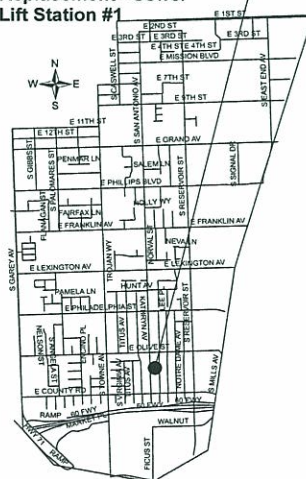
Funding Allocation

| Funding Source(s) | YTD Costs as of 02/28/10 | Remaining Budget | Fiscal 2010/11 | Plan 2011/12 | Plan 2012/13 | Plan 2013/14 | Plan Beyond 2014 |
|-------------------|--------------------------|------------------|----------------|--------------|--------------|--------------|------------------|
| Series "AN" Bonds | 1,900 | 388,100 | | | | | |
| | | | | | | | |
| | | | | | | | |
| Total | 1,900 | 388,100 | - | - | - | - | - |

| | | | | | | | |
|--|--|--|--|--|--|--|--|
| Proposed Unfunded Project Costs | | | | | | | |
|--|--|--|--|--|--|--|--|

Project Location

Pump and Generator Replacement - Sewer Lift Station #1



CITY OF POMONA
Capital Improvement Program Project Details

Project Title: Pump Replacement and New Generator - Sewer Lift Station #2

Project Description: Upgrade of telemetry system and controls and installation of a new standby generator. This work will be contracted out by the Los Angeles County Sanitation Districts and paid for by the City of Pomona.

Project Number:
422-2565-XXXXX-83023
Department / Division
PW/Sewer

| | | | |
|---|--|--|--|
| Council District: <input type="checkbox"/> - 1 <input type="checkbox"/> - 2 <input checked="" type="checkbox"/> - 3 <input type="checkbox"/> - 4 <input type="checkbox"/> - 5 <input type="checkbox"/> - 6 <input type="checkbox"/> Citywide <input type="checkbox"/> Council Request | Project Status: <input type="checkbox"/> New <input checked="" type="checkbox"/> Pending <input type="checkbox"/> In design <input type="checkbox"/> RFP prepared <input type="checkbox"/> Out to Bid <input type="checkbox"/> Under Construction | Changes from Prior Year: <input checked="" type="checkbox"/> No Change <input type="checkbox"/> Project Accelerated <input type="checkbox"/> Project Delayed <input type="checkbox"/> Additional Approp <input type="checkbox"/> Decrease Approp | Project Statistics: Project related to: _____ Origination Yr: FY06/07 <input type="checkbox"/> Safety & Health Yr Amended: N/A <input checked="" type="checkbox"/> Masterplan <u>2005 Sewer</u> % Completed: 1% <input checked="" type="checkbox"/> Council Goal <u>Maint & Improve Infrastructure</u> |
|---|--|--|--|

Financial Requirements:

| <i>Cost by Project Categorization</i> | <i>Cost</i> | <i>Funding Summary</i> | <i>Impact on Future Operating Costs</i> |
|---|----------------|--|--|
| Land Acquisition / Right of Way | _____ | Total Proj Cost \$ <u>634,000</u> | Increase <input type="checkbox"/> Annual Amt \$ _____ |
| Engineering / Architecture | _____ | Total Funded \$ <u>634,000</u> | Decrease <input type="checkbox"/> Annual Amt \$ _____ |
| Internal Costs (staff & operational expenses) | _____ | Total Unfunded \$ <u>-</u> | Minimal <input checked="" type="checkbox"/> Chg'd to fund # <u>581</u> |
| Construction | <u>634,000</u> | Restricted Funding <input checked="" type="checkbox"/> Yes <input type="checkbox"/> No | |
| Construction Mgmt / Inspection | _____ | | |
| Other - Specify | _____ | | |
| Total | <u>634,000</u> | | |

Funding Allocation

| Funding Source(s) | YTD Costs as of 02/28/10 | Remaining Budget | Fiscal 2010/11 | Plan 2011/12 | Plan 2012/13 | Plan 2013/14 | Plan Beyond 2014 |
|-------------------|--------------------------|------------------|----------------|--------------|--------------|--------------|------------------|
| Series "AN" Bonds | 3,303 | 630,697 | | | | | |
| | | | | | | | |
| | | | | | | | |
| | | | | | | | |
| Total | 3,303 | 630,697 | - | - | - | - | - |

Proposed Unfunded Project Costs

| | | | | | | | |
|--|--|--|--|--|--|--|--|
| | | | | | | | |
|--|--|--|--|--|--|--|--|

Project Location



CITY OF POMONA
Capital Improvement Program Project Details

Project Title: Pump Replacement and New Generator - Sewer Lift Station #4

Project Description: Upgrade of telemetry system and controls and replacement of switchboard. This work will be contracted out by the Los Angeles County Sanitation Districts and paid for by the City of Pomona.

Project Number:
422-2565-XXXXX-83024
Department / Division
PW/Sewer

| | | | |
|---|--|--|---|
| Council District: <input type="checkbox"/> - 1 <input type="checkbox"/> - 2 <input checked="" type="checkbox"/> - 3 <input type="checkbox"/> - 4 <input type="checkbox"/> - 5 <input type="checkbox"/> - 6 <input type="checkbox"/> Citywide <input type="checkbox"/> Council Request | Project Status: <input type="checkbox"/> New <input checked="" type="checkbox"/> Pending <input type="checkbox"/> In design <input type="checkbox"/> RFP prepared <input type="checkbox"/> Out to Bid <input type="checkbox"/> Under Construction | Changes from Prior Year: <input checked="" type="checkbox"/> No Change <input type="checkbox"/> Project Accelerated <input type="checkbox"/> Project Delayed <input type="checkbox"/> Additional Approp <input type="checkbox"/> Decrease Approp | Project Statistics: Project related to: _____ Origination Yr: FY06/07 <input checked="" type="checkbox"/> Safety & Health Yr Amended: N/A <input checked="" type="checkbox"/> Masterplan <u>2005 Sewer</u> % Completed: 1% <input checked="" type="checkbox"/> Council Goal <u>Maint & Improve Infrastructure</u> |
|---|--|--|---|

Financial Requirements:

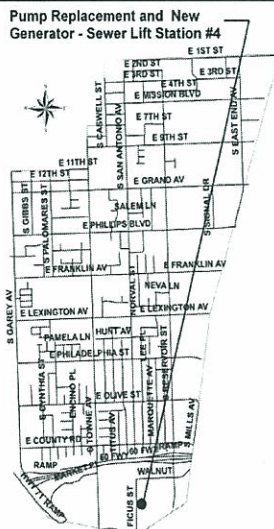
| Cost by Project Categorization | Cost | Funding Summary | Impact on Future Operating Costs |
|---|----------------|--|---|
| Land Acquisition / Right of Way | _____ | Total Proj Cost \$ 390,000 | Increase <input type="checkbox"/> Annual Amt \$ _____ |
| Engineering / Architecture | _____ | Total Funded \$ 390,000 | Decrease <input type="checkbox"/> Annual Amt \$ _____ |
| Internal Costs (staff & operational expenses) | _____ | Total Unfunded \$ - | Minimal <input checked="" type="checkbox"/> Chg'd to fund # 581 |
| Construction | 390,000 | Restricted Funding <input checked="" type="checkbox"/> Yes <input type="checkbox"/> No | |
| Construction Mgmt / Inspection | _____ | | |
| Other - Specify | _____ | | |
| Total | 390,000 | | |

Funding Allocation

| Funding Source(s) | YTD Costs as of 02/28/09 | Remaining Budget | Fiscal 2010/11 | Plan 2011/12 | Plan 2012/13 | Plan 2013/14 | Plan Beyond 2014 |
|-------------------|--------------------------|------------------|----------------|--------------|--------------|--------------|------------------|
| Series "AN" Bonds | 2,052 | 387,948 | | | | | |
| | | | | | | | |
| | | | | | | | |
| | | | | | | | |
| Total | 2,052 | 387,948 | - | - | - | - | - |

| | | | | | | | |
|--|--|--|--|--|--|--|--|
| Proposed Unfunded Project Costs | | | | | | | |
|--|--|--|--|--|--|--|--|

Project Location



CITY OF POMONA
Capital Improvement Program Project Details

Project Title: Sewer Conveyance System - Ganesha Hills (Phase II)

Project Description: This project will rehabilitate aging sewer pipelines and manholes within the Ganesha Hills area. The existing sewer pipeline has been videotaped and rehabilitation plans have been developed. The first phase of this project has been completed; this phase two allows for completion of additional work. A third Phase will be identified with City inspection under Phase II contract.

Project Number:
 584-2565-XXXXX-82002

Department / Division
 PW/PW/Sewer

| | | | |
|---|--|--|---|
| Council District: <input type="checkbox"/> - 1 <input type="checkbox"/> - 2 <input type="checkbox"/> - 3 <input type="checkbox"/> - 4 <input type="checkbox"/> - 5 <input checked="" type="checkbox"/> - 6 <input type="checkbox"/> Citywide <input type="checkbox"/> Council Request | Project Status: <input type="checkbox"/> New <input checked="" type="checkbox"/> Pending <input type="checkbox"/> In design <input type="checkbox"/> RFP prepared <input type="checkbox"/> Out to Bid <input type="checkbox"/> Under Construction | Changes from Prior Year: <input checked="" type="checkbox"/> No Change <input type="checkbox"/> Project Accelerated <input type="checkbox"/> Project Delayed <input type="checkbox"/> Additional Approp <input type="checkbox"/> Decrease Approp | Project Statistics: Project related to: _____ Origination Yr: FY03/04 <input checked="" type="checkbox"/> Safety & Health Yr Amended: FY07/08 <input checked="" type="checkbox"/> Masterplan 2005 Sewer % Completed: 91% <input checked="" type="checkbox"/> Council Goal Maint & Improve Infrastructure |
|---|--|--|---|

Financial Requirements:

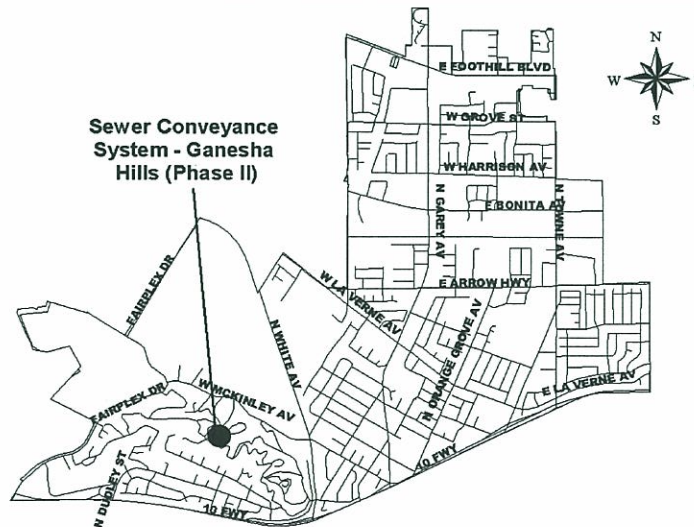
| Cost by Project Categorization | Cost | Funding Summary | Impact on Future Operating Costs |
|---|----------------|--|--|
| Land Acquisition / Right of Way | | Total Proj Cost \$ 634,000 | Increase <input type="checkbox"/> Annual Amt \$ _____ |
| Engineering / Architecture | 95,000 | Total Funded \$ 634,000 | Decrease <input checked="" type="checkbox"/> Annual Amt \$ 5,000 |
| Internal Costs (staff & operational expenses) | 25,000 | Total Unfunded \$ - | Minimal <input type="checkbox"/> Chg'd to fund # _____ |
| Construction | 471,000 | Restricted Funding <input checked="" type="checkbox"/> Yes <input type="checkbox"/> No | |
| Construction Mgmt / Inspection | 43,000 | | |
| Other - Specify _____ | | | |
| Total | 634,000 | | |

Funding Allocation

| Funding Source(s) | YTD Costs as of 02/28/10 | Remaining Budget | Fiscal 2010/11 | Plan 2011/12 | Plan 2012/13 | Plan 2013/14 | Plan Beyond 2014 |
|-------------------|--------------------------|------------------|----------------|--------------|--------------|--------------|------------------|
| Series "AF" Bonds | 365,000 | | | | | | |
| Series "BA" Bonds | 214,038 | 54,962 | | | | | |
| | | | | | | | |
| | | | | | | | |
| Total | 579,038 | 54,962 | - | - | - | - | - |

Proposed Unfunded Project Costs

Project Location



CITY OF POMONA
Capital Improvement Program Project Details

Project Title: Sewer Pipeline Rehabilitation - Yorba Drive and Westwood Place

Project Description: This project provides for the replacement of eight sanitary sewer pipeline segments in Yorba Drive. The proposed work in Westwood Place will be completed with a water project (District 6, Phase I) also in Westwood Place to minimize disruption and optimize street repairs.

Project Number:
 586-2565-XXXXX-86010

Department / Division
 PW/Sewer

| | | | |
|---|--|--|--|
| Council District: <input type="checkbox"/> - 1 <input type="checkbox"/> - 2 <input type="checkbox"/> - 3 <input type="checkbox"/> - 4 <input type="checkbox"/> - 5 <input checked="" type="checkbox"/> - 6 <input type="checkbox"/> Citywide <input type="checkbox"/> Council Request | Project Status: <input type="checkbox"/> New <input type="checkbox"/> Pending <input type="checkbox"/> In design <input type="checkbox"/> RFP prepared <input type="checkbox"/> Out to Bid <input checked="" type="checkbox"/> Under Construction | Changes from Prior Year: <input checked="" type="checkbox"/> No Change <input type="checkbox"/> Project Accelerated <input type="checkbox"/> Project Delayed <input type="checkbox"/> Additional Approp <input type="checkbox"/> Decrease Approp | Project Statistics: Project related to: Origination Yr: FY06/07 <input checked="" type="checkbox"/> Safety & Health Yr Amended: FY10/11 <input checked="" type="checkbox"/> Masterplan 2005 Sewer % Completed: 0% <input checked="" type="checkbox"/> Council Goal Maint & Improve Infrastructure |
|---|--|--|--|

Financial Requirements:

| Cost by Project Categorization | Cost | Funding Summary | Impact on Future Operating Costs |
|---|----------------|--|---|
| Land Acquisition / Right of Way | | Total Proj Cost \$ 565,000 | Increase <input type="checkbox"/> Annual Amt \$ _____ |
| Engineering / Architecture | 44,861 | Total Funded \$ 565,000 | Decrease <input type="checkbox"/> Annual Amt \$ _____ |
| Internal Costs (staff & operational expenses) | 53,787 | Total Unfunded \$ - | Minimal <input checked="" type="checkbox"/> Chg'd to fund # 581 |
| Construction | 430,474 | Restricted Funding <input checked="" type="checkbox"/> Yes <input type="checkbox"/> No | |
| Construction Mgmt / Inspection | 35,878 | | |
| Other - Specify | | | |
| Total | 565,000 | | |

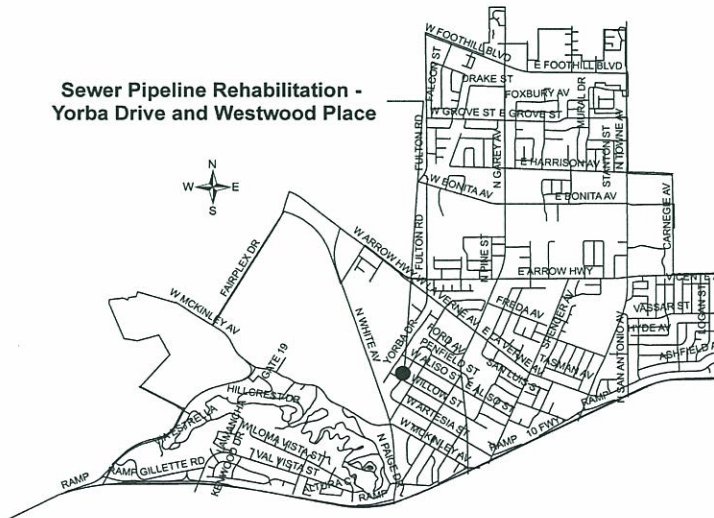
Funding Allocation

| Funding Source(s) | YTD Costs as of 02/28/10 | Remaining Budget | Fiscal 2010/11 | Plan 2011/12 | Plan 2012/13 | Plan 2013/14 | Plan Beyond 2014 |
|-------------------|--------------------------|------------------|----------------|--------------|--------------|--------------|------------------|
| Series "BA" Bonds | 11,752 | 553,248 | | | | | |
| | | | | | | | |
| | | | | | | | |
| | | | | | | | |
| Total | 11,752 | 553,248 | - | - | - | - | - |

Proposed

Unfunded Project Costs

Project Location



CITY OF POMONA
Capital Improvement Program Project Details

Project Title: Sewer Pipeline Replacement - Claremont Place

Project Description: Replace approximately 275 feet 8-inch sewer pipe on Claremont Place.

Project Number:
 586-2565-XXXXX-86013

Department / Division
 PW/Sewer

| | | | |
|---|--|--|--|
| Council District: <input type="checkbox"/> - 1 <input type="checkbox"/> - 2 <input type="checkbox"/> - 3 <input checked="" type="checkbox"/> - 4 <input type="checkbox"/> - 5 <input type="checkbox"/> - 6 <input type="checkbox"/> Citywide <input type="checkbox"/> Council Request | Project Status: <input type="checkbox"/> New <input type="checkbox"/> Pending <input type="checkbox"/> In design <input type="checkbox"/> RFP prepared <input type="checkbox"/> Out to Bid <input checked="" type="checkbox"/> Under Construction | Changes from Prior Year: <input checked="" type="checkbox"/> No Change <input type="checkbox"/> Project Accelerated <input type="checkbox"/> Project Delayed <input type="checkbox"/> Additional Approp <input type="checkbox"/> Decrease Approp | Project Statistics: Project related to: _____ <input checked="" type="checkbox"/> Safety & Health <input checked="" type="checkbox"/> Master plan <u>2005 Sewer</u> <input checked="" type="checkbox"/> Council Goal <u>Maint & Improve Infrastructure</u> Origination Yr: FY07/08 Yr Amended: FY10/11 % Completed: 3% |
|---|--|--|--|

Financial Requirements:

| Cost by Project Categorization | Cost | Funding Summary | Impact on Future Operating Costs |
|---|-----------------------|--|--|
| Land Acquisition / Right of Way | | Total Proj Cost \$ <u>130,000</u> | Increase <input type="checkbox"/> Annual Amt \$ _____ |
| Engineering / Architecture | <u>10,322</u> | Total Funded \$ <u>130,000</u> | Decrease <input type="checkbox"/> Annual Amt \$ _____ |
| Internal Costs (staff & operational expenses) | <u>12,376</u> | Total Unfunded \$ <u>-</u> | Minimal <input checked="" type="checkbox"/> Chg'd to fund # <u>581</u> |
| Construction | <u>99,047</u> | Restricted Funding <input checked="" type="checkbox"/> Yes <input type="checkbox"/> No | |
| Construction Mgmt / Inspection | <u>8,255</u> | | |
| Other - Specify _____ | | | |
| Total | <u>130,000</u> | | |

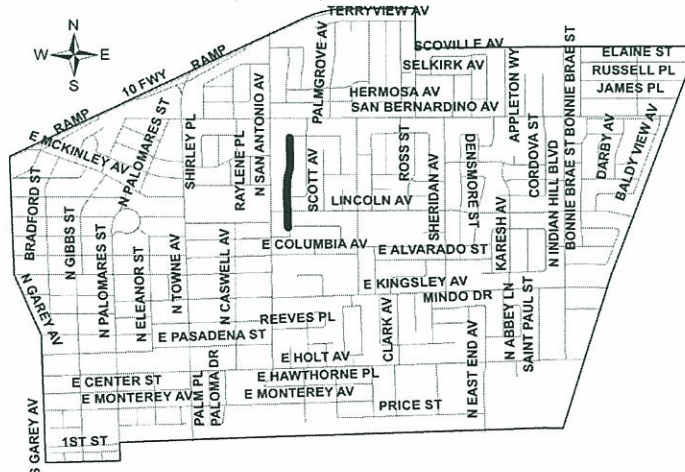
Funding Allocation

| Funding Source(s) | YTD Costs as of 02/28/10 | Remaining Budget | Fiscal 2010/11 | Plan 2011/12 | Plan 2012/13 | Plan 2013/14 | Plan Beyond 2014 |
|-------------------|--------------------------|------------------|----------------|--------------|--------------|--------------|------------------|
| Series "BA" Bonds | 3,964 | 126,036 | | | | | |
| | | | | | | | |
| | | | | | | | |
| Total | 3,964 | 126,036 | - | - | - | - | - |

Proposed Unfunded Project Costs

Project Location

Sewer Pipeline Replacement - Claremont Place



CITY OF POMONA
Capital Improvement Program Project Details

Project Title: Sewer Trench Failures - Citywide

Project Description: Repair of Sewer trench failures.

Project Number:
 422-2565-XXXXX-83025
 Department / Division
 PW/Sewer

| | | | |
|---|--|--|--|
| Council District: <input type="checkbox"/> - 1 <input type="checkbox"/> - 2 <input type="checkbox"/> - 3 <input type="checkbox"/> - 4 <input type="checkbox"/> - 5 <input type="checkbox"/> - 6 <input checked="" type="checkbox"/> Citywide <input type="checkbox"/> Council Request | Project Status: <input type="checkbox"/> New <input type="checkbox"/> Pending <input type="checkbox"/> In design <input type="checkbox"/> RFP prepared <input type="checkbox"/> Out to Bid <input checked="" type="checkbox"/> Under Construction | Changes from Prior Year: <input checked="" type="checkbox"/> No Change <input type="checkbox"/> Project Accelerated <input type="checkbox"/> Project Delayed <input type="checkbox"/> Additional Approp <input type="checkbox"/> Decrease Approp | Project Statistics: Project related to: Origination Yr: FY06/07 <input checked="" type="checkbox"/> Safety & Health Yr Amended: N/A <input type="checkbox"/> Masterplan % Completed: 28% <input checked="" type="checkbox"/> Council Goal <u>Maint & Improve Infrastructure</u> |
|---|--|--|--|

Financial Requirements:

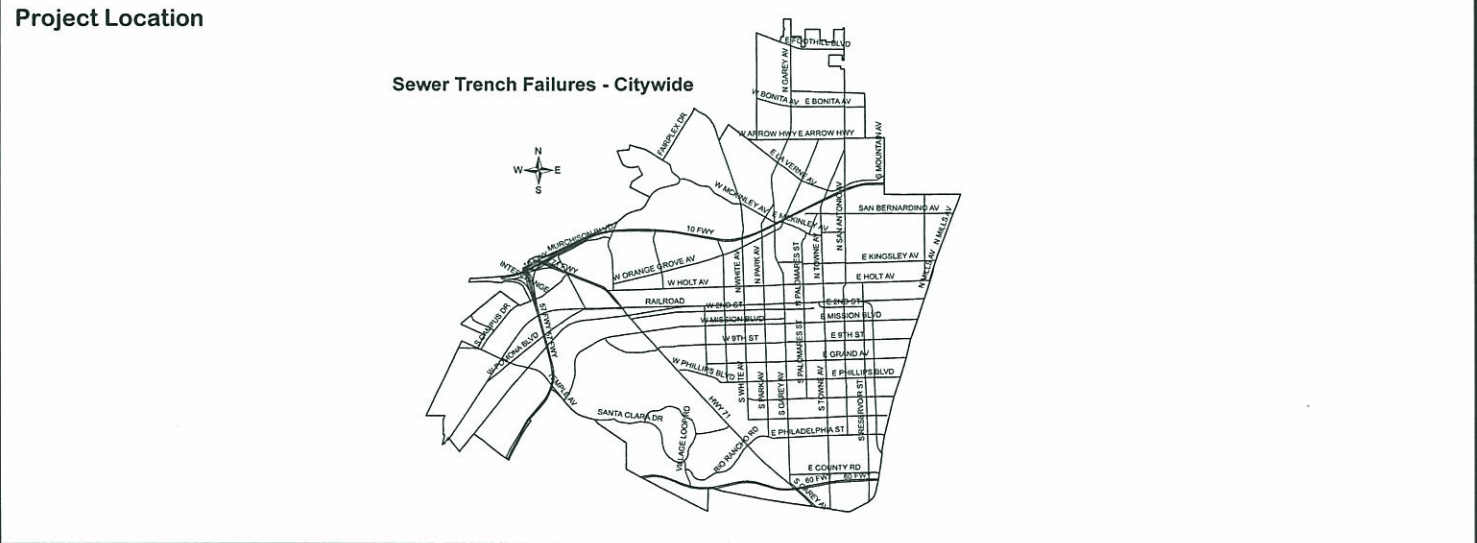
| Cost by Project Categorization | Cost | Funding Summary | Impact on Future Operating Costs |
|---|----------------|--|---|
| Land Acquisition / Right of Way | | Total Proj Cost \$ 200,000 | Increase <input type="checkbox"/> Annual Amt \$ |
| Engineering / Architecture | | Total Funded \$ 200,000 | Decrease <input type="checkbox"/> Annual Amt \$ |
| Internal Costs (staff & operational expenses) | 5,000 | Total Unfunded \$ - | Minimal <input checked="" type="checkbox"/> Chg'd to fund # 581 |
| Construction | 195,000 | Restricted Funding <input checked="" type="checkbox"/> Yes <input type="checkbox"/> No | |
| Construction Mgmt / Inspection | | | |
| Other - Specify | | | |
| Total | 200,000 | | |

Funding Allocation

| Funding Source(s) | YTD Costs as of 02/28/10 | Remaining Budget | Fiscal 2010/11 | Plan 2011/12 | Plan 2012/13 | Plan 2013/14 | Plan Beyond 2014 |
|-------------------|--------------------------|------------------|----------------|--------------|--------------|--------------|------------------|
| Series "AN" Bonds | 55,981 | 144,019 | | | | | |
| | | | | | | | |
| | | | | | | | |
| Total | 55,981 | 144,019 | - | - | - | - | - |

Proposed Unfunded Project Costs

| | | | | | | | |
|--|--|--|--|--|--|--|--|
| | | | | | | | |
|--|--|--|--|--|--|--|--|



CITY OF POMONA
Capital Improvement Program Project Details

Project Title: Sewer Trunk Main Replacement - Holt Avenue

Project Description: The 2005 Sewer Master Plan identified the need to replace 1,100 feet of 8" main with 15" main in Holt Avenue from Clark Avenue to Reservoir Street and 1,450 feet of 8" main with 12" main in Holt Avenue from East End to Clark Avenue.

Project Number:
 586-2565-XXXX-86003
 Department / Division
 PW/Sewer

| | | | |
|---|--|--|---|
| Council District: <input type="checkbox"/> - 1 <input type="checkbox"/> - 2 <input type="checkbox"/> - 3 <input checked="" type="checkbox"/> - 4 <input type="checkbox"/> - 5 <input type="checkbox"/> - 6 <input type="checkbox"/> Citywide <input type="checkbox"/> Council Request | Project Status: <input type="checkbox"/> New <input type="checkbox"/> Pending <input type="checkbox"/> In design <input type="checkbox"/> RFP prepared <input type="checkbox"/> Out to Bid <input checked="" type="checkbox"/> Under Construction | Changes from Prior Year: <input checked="" type="checkbox"/> No Change <input type="checkbox"/> Project Accelerated <input type="checkbox"/> Project Delayed <input type="checkbox"/> Additional Approp <input type="checkbox"/> Decrease Approp | Project Statistics: Project related to: _____ Origination Yr: FY 07/08 <input checked="" type="checkbox"/> Safety & Health Yr Amended: FY 09/10 <input checked="" type="checkbox"/> Masterplan <u>2005 Sewer</u> % Completed: 11% <input checked="" type="checkbox"/> Council Goal <u>Maint & Improve Infrastructure</u> |
|---|--|--|---|

Financial Requirements:

| Cost by Project Categorization | Cost | Funding Summary | Impact on Future Operating Costs |
|---|----------------|--|--|
| Land Acquisition / Right of Way | | Total Proj Cost \$ <u>905,412</u> | Increase <input type="checkbox"/> Annual Amt \$ _____ |
| Engineering / Architecture | <u>72,269</u> | Total Funded \$ <u>905,412</u> | Decrease <input type="checkbox"/> Annual Amt \$ _____ |
| Internal Costs (staff & operational expenses) | <u>73,373</u> | Total Unfunded \$ <u>-</u> | Minimal <input checked="" type="checkbox"/> Chg'd to fund # <u>581</u> |
| Construction | <u>643,570</u> | Restricted Funding <input checked="" type="checkbox"/> Yes <input type="checkbox"/> No | |
| Construction Mgmt / Inspection | <u>116,200</u> | | |
| Other - Specify _____ | | | |
| Total | <u>905,412</u> | | |

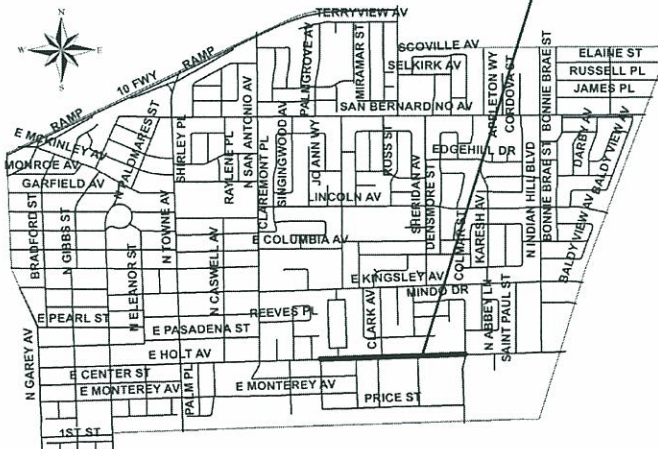
Funding Allocation

| Funding Source(s) | YTD Costs as of 02/28/10 | Remaining Budget | Fiscal 2010/11 | Plan 2011/12 | Plan 2012/13 | Plan 2013/14 | Plan Beyond 2014 |
|-------------------|--------------------------|------------------|----------------|--------------|--------------|--------------|------------------|
| Series "BA" Bonds | 95,503 | 809,909 | | | | | |
| | | | | | | | |
| | | | | | | | |
| | | | | | | | |
| Total | 95,503 | 809,909 | - | - | - | - | - |

Proposed Unfunded Project Costs

Project Location

Sewer Trunk Main Replacement - Holt Avenue



CITY OF POMONA
Capital Improvement Program Project Details

Project Title: Sewer Trunk Main Replacement - Kingsley Avenue

Project Description: This project will replace 3,120 feet of aging 12" Vitrified Clay Pipe (VCP) sanitary sewer pipe with 15" VCP sanitary sewer pipe in Kingsley Avenue, from Washington Avenue to Towne Avenue.

Project Number:
586-2565-XXXX-86004
 Department / Division
PW/Sewer

| | | | |
|---|--|--|--|
| Council District: <input type="checkbox"/> - 1 <input type="checkbox"/> - 2 <input type="checkbox"/> - 3 <input checked="" type="checkbox"/> - 4 <input type="checkbox"/> - 5 <input type="checkbox"/> - 6 <input type="checkbox"/> Citywide <input type="checkbox"/> Council Request | Project Status: <input type="checkbox"/> New <input type="checkbox"/> Pending <input type="checkbox"/> In design <input type="checkbox"/> RFP prepared <input type="checkbox"/> Out to Bid <input checked="" type="checkbox"/> Under Construction | Changes from Prior Year: <input checked="" type="checkbox"/> No Change <input type="checkbox"/> Project Accelerated <input type="checkbox"/> Project Delayed <input type="checkbox"/> Additional Approp <input type="checkbox"/> Decrease Approp | Project Statistics: Project related to: _____ Origination Yr: FY06/07 <input checked="" type="checkbox"/> Safety & Health Yr Amended: FY 09/10 <input checked="" type="checkbox"/> Masterplan <u>2005 Sewer</u> % Completed: 10% <input checked="" type="checkbox"/> Council Goal <u>Maint & Improve Infrastructure</u> |
|---|--|--|--|

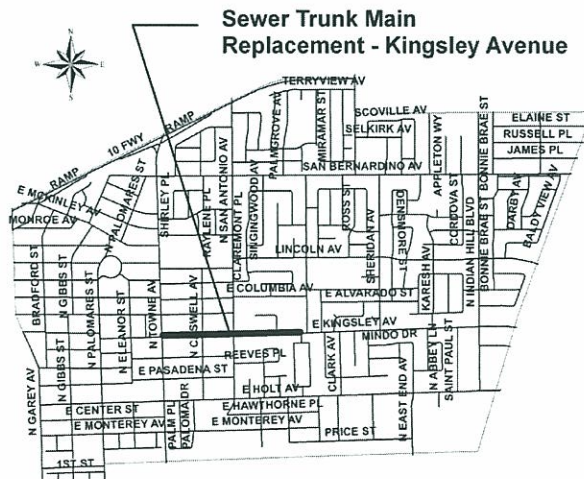
Financial Requirements:

| Cost by Project Categorization | Cost | Funding Summary | Impact on Future Operating Costs |
|---|----------------|--|--|
| Land Acquisition / Right of Way | | Total Proj Cost \$ <u>970,000</u> | Increase <input type="checkbox"/> Annual Amt \$ _____ |
| Engineering / Architecture | <u>56,289</u> | Total Funded \$ <u>970,000</u> | Decrease <input type="checkbox"/> Annual Amt \$ _____ |
| Internal Costs (staff & operational expenses) | <u>40,000</u> | Total Unfunded \$ <u>-</u> | Minimal <input checked="" type="checkbox"/> Chg'd to fund # <u>581</u> |
| Construction | <u>737,511</u> | Restricted Funding <input checked="" type="checkbox"/> Yes <input type="checkbox"/> No | |
| Construction Mgmt / Inspection | <u>136,200</u> | | |
| Other - Specify | | | |
| Total | <u>970,000</u> | | |

Funding Allocation

| Funding Source(s) | YTD Costs as of 02/28/10 | Remaining Budget | Fiscal 2010/11 | Plan 2011/12 | Plan 2012/13 | Plan 2013/14 | Plan Beyond 2014 |
|--|--------------------------|------------------|----------------|--------------|--------------|--------------|------------------|
| Series "BA" Bonds | 98,025 | 871,975 | | | | | |
| | | | | | | | |
| | | | | | | | |
| | | | | | | | |
| Total | 98,025 | 871,975 | - | - | - | - | - |
| Proposed Unfunded Project Costs | | | | | | | |

Project Location



CITY OF POMONA
Capital Improvement Program Project Details

Project Title: Sewer Trunk Main Replacement - Mission Boulevard

Project Description: The 2005 Sewer Master Plan identified the need to replace 2,600 feet of 8" main with new 15" main in Mission Blvd. from East End Avenue to Reservoir Street.

Project Number:
 586-2565-XXXXX-86005

Department / Division
 PW/Sewer

| | | | | |
|---|--|--|---|--|
| Council District: <input type="checkbox"/> - 1 <input type="checkbox"/> - 2 <input checked="" type="checkbox"/> - 3 <input type="checkbox"/> - 4 <input type="checkbox"/> - 5 <input type="checkbox"/> - 6 <input type="checkbox"/> Citywide <input type="checkbox"/> Council Request | Project Status: <input type="checkbox"/> New <input type="checkbox"/> Pending <input type="checkbox"/> In design <input type="checkbox"/> RFP prepared <input type="checkbox"/> Out to Bid <input checked="" type="checkbox"/> Under Construction | Changes from Prior Year: <input checked="" type="checkbox"/> No Change <input type="checkbox"/> Project Accelerated <input type="checkbox"/> Project Delayed <input type="checkbox"/> Additional Approp <input type="checkbox"/> Decrease Approp | Project Statistics: Project related to: _____ <input checked="" type="checkbox"/> Safety & Health <input checked="" type="checkbox"/> Masterplan <u>2005 Sewer</u> % Completed: 16% <input checked="" type="checkbox"/> Council Goal <u>Maint & Improve Infrastructure</u> | Origination Yr: FY 07/08 Yr Amended: FY 09/10 |
|---|--|--|---|--|

Financial Requirements:

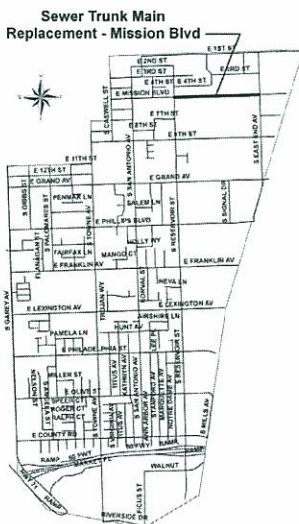
| <i>Cost by Project Categorization</i> | <i>Cost</i> | <i>Funding Summary</i> | <i>Impact on Future Operating Costs</i> |
|---|----------------|--|---|
| Land Acquisition / Right of Way | | Total Proj Cost \$ 616,330 | Increase <input type="checkbox"/> Annual Amt \$ _____ |
| Engineering / Architecture | 56,250 | Total Funded \$ 616,330 | Decrease <input type="checkbox"/> Annual Amt \$ _____ |
| Internal Costs (staff & operational expenses) | 83,460 | Total Unfunded \$ - | Minimal <input checked="" type="checkbox"/> Chg'd to fund # 581 |
| Construction | 409,660 | Restricted Funding <input checked="" type="checkbox"/> Yes <input type="checkbox"/> No | |
| Construction Mgmt / Inspection | 66,960 | | |
| Other - Specify _____ | | | |
| Total | 616,330 | | |

Funding Allocation

| Funding Source(s) | YTD Costs as of 02/28/10 | Remaining Budget | Fiscal 2010/11 | Plan 2011/12 | Plan 2012/13 | Plan 2013/14 | Plan Beyond 2014 |
|-------------------|--------------------------|------------------|----------------|--------------|--------------|--------------|------------------|
| Series "BA" Bonds | 97,778 | 518,552 | | | | | |
| | | | | | | | |
| | | | | | | | |
| | | | | | | | |
| Total | 97,778 | 518,552 | - | - | - | - | - |

Proposed Unfunded Project Costs

Project Location



CITY OF POMONA
Capital Improvement Program Project Details

Project Title: Sewer Trunk Main Replacement - Mission Boulevard and Second Street (W/O Oak Ave - E/O of 71)

Project Description: This project will replace 1,500 feet of aging 10" Vitrified Clay Pipe (VCP) with 15" VCP sanitary sewer pipe on the easement between Mission Blvd and Second Street, west of Oak Ave and east of the 71 FWY.

Project Number:
 586-2565-XXXX-86006

Department / Division
 PW/Sewer

| | | | |
|--|--|--|--|
| Council District: <input checked="" type="checkbox"/> - 1 <input checked="" type="checkbox"/> - 2 <input type="checkbox"/> - 3 <input type="checkbox"/> - 4 <input type="checkbox"/> - 5 <input type="checkbox"/> - 6 <input type="checkbox"/> Citywide <input type="checkbox"/> Council Request | Project Status: <input type="checkbox"/> New <input type="checkbox"/> Pending <input type="checkbox"/> In design <input type="checkbox"/> RFP prepared <input type="checkbox"/> Out to Bid <input checked="" type="checkbox"/> Under Construction | Changes from Prior Year: <input checked="" type="checkbox"/> No Change <input type="checkbox"/> Project Accelerated <input type="checkbox"/> Project Delayed <input type="checkbox"/> Additional Approp <input type="checkbox"/> Decrease Approp | Project Statistics: Project related to: <input checked="" type="checkbox"/> Safety & Health <input checked="" type="checkbox"/> Masterplan <u>2005 Sewer</u> <input checked="" type="checkbox"/> Council Goal <u>Maint & Improve Infrastructure</u> Origination Yr: FY06/07 Yr Amended: FY07/08 % Completed: 11% |
|--|--|--|--|

Financial Requirements:

| <i>Cost by Project Categorization</i> | <i>Cost</i> | <i>Funding Summary</i> | <i>Impact on Future Operating Costs</i> |
|---|----------------|--|--|
| Land Acquisition / Right of Way | | Total Proj Cost \$ <u>500,000</u> | Increase <input type="checkbox"/> Annual Amt \$ _____ |
| Engineering / Architecture | <u>65,000</u> | Total Funded \$ <u>500,000</u> | Decrease <input type="checkbox"/> Annual Amt \$ _____ |
| Internal Costs (staff & operational expenses) | <u>20,000</u> | Total Unfunded \$ <u>-</u> | Minimal <input checked="" type="checkbox"/> Chg'd to fund # <u>581</u> |
| Construction | <u>365,000</u> | Restricted Funding <input checked="" type="checkbox"/> Yes <input type="checkbox"/> No | |
| Construction Mgmt / Inspection | <u>50,000</u> | | |
| Other - Specify | | | |
| Total | 500,000 | | |

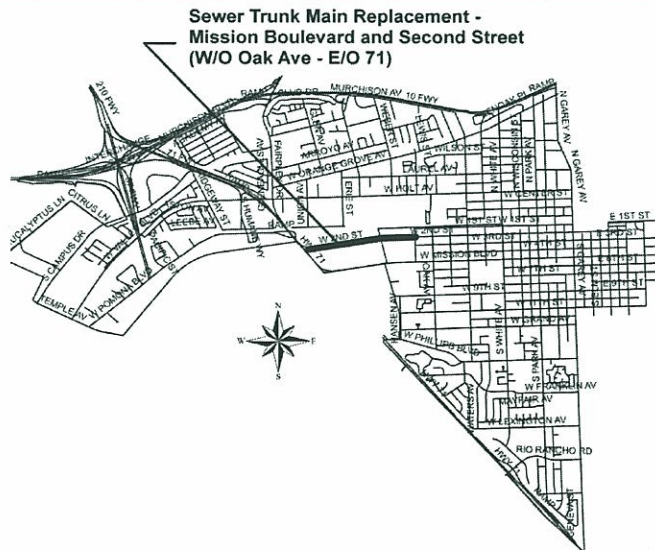
Funding Allocation

| Funding Source(s) | YTD Costs as of 02/28/10 | Remaining Budget | Fiscal 2010/11 | Plan 2011/12 | Plan 2012/13 | Plan 2013/14 | Plan Beyond 2014 |
|-------------------|--------------------------|------------------|----------------|--------------|--------------|--------------|------------------|
| Series "BA" Bonds | 56,223 | 443,777 | | | | | |
| | | | | | | | |
| | | | | | | | |
| | | | | | | | |
| Total | 56,223 | 443,777 | - | - | - | - | - |

Proposed

Unfunded Project Costs

Project Location



CITY OF POMONA
Capital Improvement Program Project Details

Project Title: Sewer Trunk Main Replacement - Phillips Boulevard

Project Description: This project consists of a new connection to a L. A. County Sanitation trunk sewer in Phillips Boulevard. This will eliminate a hydraulic deficiency in the City's sewer in Phillips Boulevard between Rebecca Avenue and Hamilton Drive.

Project Number:
 586-2565-XXXXX-86007

Department / Division
 PW/Sewer

| | | | |
|---|--|--|---|
| Council District: <input type="checkbox"/> - 1 <input checked="" type="checkbox"/> - 2 <input type="checkbox"/> - 3 <input type="checkbox"/> - 4 <input type="checkbox"/> - 5 <input type="checkbox"/> - 6 <input type="checkbox"/> Citywide <input type="checkbox"/> Council Request | Project Status: <input type="checkbox"/> New <input type="checkbox"/> Pending <input checked="" type="checkbox"/> In design <input type="checkbox"/> RFP prepared <input type="checkbox"/> Out to Bid <input type="checkbox"/> Under Construction | Changes from Prior Year: <input checked="" type="checkbox"/> No Change <input type="checkbox"/> Project Accelerated <input type="checkbox"/> Project Delayed <input type="checkbox"/> Additional Approp <input type="checkbox"/> Decrease Approp | Project Statistics: Project related to: Origination Yr: FY06/07 <input checked="" type="checkbox"/> Safety & Health Yr Amended: FY10/11 <input checked="" type="checkbox"/> Masterplan <u>2005 Sewer</u> % Completed: 9% <input checked="" type="checkbox"/> Council Goal <u>Maint & Improve Infrastructure</u> |
|---|--|--|---|

Financial Requirements:

| <i>Cost by Project Categorization</i> | <i>Cost</i> | <i>Funding Summary</i> | <i>Impact on Future Operating Costs</i> |
|---|----------------|--|--|
| Land Acquisition / Right of Way | | Total Proj Cost \$ <u>630,000</u> | Increase <input type="checkbox"/> Annual Amt \$ _____ |
| Engineering / Architecture | <u>78,000</u> | Total Funded \$ <u>630,000</u> | Decrease <input type="checkbox"/> Annual Amt \$ _____ |
| Internal Costs (staff & operational expenses) | <u>25,000</u> | Total Unfunded \$ <u>-</u> | Minimal <input checked="" type="checkbox"/> Chg'd to fund # <u>581</u> |
| Construction | <u>508,000</u> | Restricted Funding <input checked="" type="checkbox"/> Yes <input type="checkbox"/> No | |
| Construction Mgmt / Inspection | <u>16,000</u> | | |
| Other - Specify | <u>3,000</u> | | |
| Total | 630,000 | | |

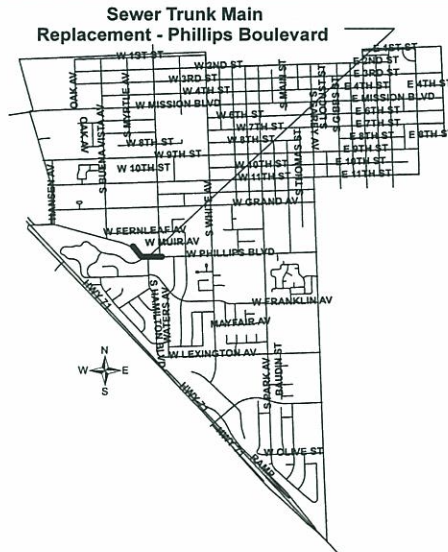
Funding Allocation

| Funding Source(s) | YTD Costs as of 02/28/10 | Remaining Budget | Fiscal 2010/11 | Plan 2011/12 | Plan 2012/13 | Plan 2013/14 | Plan Beyond 2014 |
|-------------------|--------------------------|------------------|----------------|--------------|--------------|--------------|------------------|
| Series "BA" Bonds | 59,404 | 570,596 | | | | | |
| | | | | | | | |
| | | | | | | | |
| | | | | | | | |
| Total | 59,404 | 570,596 | - | - | - | - | - |

Proposed

Unfunded Project Costs

Project Location



CITY OF POMONA
Capital Improvement Program Project Details

Project Title: Sewer Trunk Main Replacement - Reservoir Street

Project Description: The 2005 Sewer Master Plan identified the need to replace 300 feet of 8" main with new 15" main in Reservoir Street from Holt Avenue to Hawthorne Place.

Project Number:
 586-2565-XXXX-86008

Department / Division
 PW/Sewer

| | | | | |
|---|--|--|---|---|
| Council District: <input type="checkbox"/> - 1 <input type="checkbox"/> - 2 <input type="checkbox"/> - 3 <input checked="" type="checkbox"/> - 4 <input type="checkbox"/> - 5 <input type="checkbox"/> - 6 <input type="checkbox"/> Citywide <input type="checkbox"/> Council Request | Project Status: <input type="checkbox"/> New <input type="checkbox"/> Pending <input type="checkbox"/> In design <input type="checkbox"/> RFP prepared <input type="checkbox"/> Out to Bid <input checked="" type="checkbox"/> Under Construction | Changes from Prior Year: <input checked="" type="checkbox"/> No Change <input type="checkbox"/> Project Accelerated <input type="checkbox"/> Project Delayed <input type="checkbox"/> Additional Approp <input type="checkbox"/> Decrease Approp | Project Statistics: Project related to: _____ <input checked="" type="checkbox"/> Safety & Health <input checked="" type="checkbox"/> Masterplan <u>2005 Sewer</u> % Completed: 13% <input checked="" type="checkbox"/> Council Goal <u>Maint & Improve Infrastructure</u> | Origination Yr: FY 07/08 Yr Amended: FY09/10 |
|---|--|--|---|---|

Financial Requirements:

| Cost by Project Categorization | Cost | Funding Summary | Impact on Future Operating Costs |
|---|----------------|--|---|
| Land Acquisition / Right of Way | | Total Proj Cost \$ 316,115 | Increase <input type="checkbox"/> Annual Amt \$ _____ |
| Engineering / Architecture | 23,016 | Total Funded \$ 316,115 | Decrease <input type="checkbox"/> Annual Amt \$ _____ |
| Internal Costs (staff & operational expenses) | 9,630 | Total Unfunded \$ - | Minimal <input checked="" type="checkbox"/> Chg'd to fund # 581 |
| Construction | 254,579 | Restricted Funding <input checked="" type="checkbox"/> Yes <input type="checkbox"/> No | |
| Construction Mgmt / Inspection | 28,890 | | |
| Other - Specify | | | |
| Total | 316,115 | | |

Funding Allocation

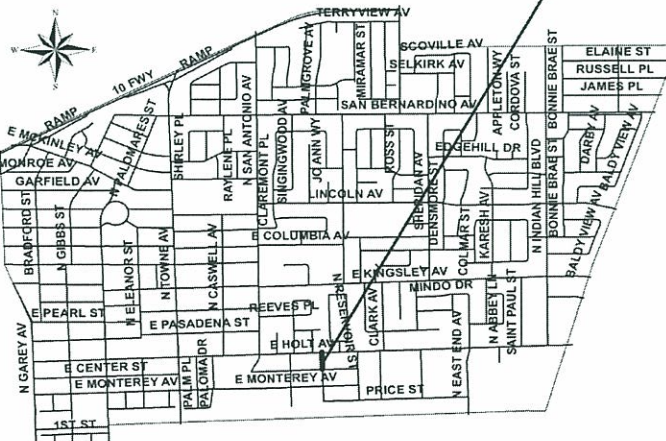
| Funding Source(s) | YTD Costs as of 02/28/10 | Remaining Budget | Fiscal 2010/11 | Plan 2011/12 | Plan 2012/13 | Plan 2013/14 | Plan Beyond 2014 |
|-------------------|--------------------------|------------------|----------------|--------------|--------------|--------------|------------------|
| Series "BA" Bonds | 42,050 | 274,065 | | | | | |
| | | | | | | | |
| | | | | | | | |
| | | | | | | | |
| Total | 42,050 | 274,065 | - | - | - | - | - |

Proposed

Unfunded Project Costs

Project Location

Sewer Trunk Main Replacement - Reservoir Street



CITY OF POMONA
Capital Improvement Program Project Details

Project Title: State Water Discharge Requirements

Project Description: Comply with the State Wastewater Discharge Requirements over the next 5 years. Projects to be identified as implementation of the Sanitary Sewer Management Plan continues.

Project Number:
 586-2565-XXXXX-86009

Department / Division
 PW/Sewer

| | | | |
|---|--|--|---|
| Council District: <input type="checkbox"/> - 1 <input type="checkbox"/> - 2 <input type="checkbox"/> - 3 <input type="checkbox"/> - 4 <input type="checkbox"/> - 5 <input type="checkbox"/> - 6 <input checked="" type="checkbox"/> Citywide <input type="checkbox"/> Council Request | Project Status: <input type="checkbox"/> New <input type="checkbox"/> Pending <input type="checkbox"/> In design <input type="checkbox"/> RFP prepared <input type="checkbox"/> Out to Bid <input checked="" type="checkbox"/> Under Construction | Changes from Prior Year: <input checked="" type="checkbox"/> No Change <input type="checkbox"/> Project Accelerated <input type="checkbox"/> Project Delayed <input type="checkbox"/> Additional Approp <input type="checkbox"/> Decrease Approp | Project Statistics: Project related to: <input type="checkbox"/> Safety & Health <input checked="" type="checkbox"/> Masterplan <u>2005 Sewer</u> <input checked="" type="checkbox"/> Council Goal <u>Maint & Improve Infrastructure</u> Origination Yr: FY 07/08 Yr Amended: FY 10/11 % Completed: 19% |
|---|--|--|---|

Financial Requirements:

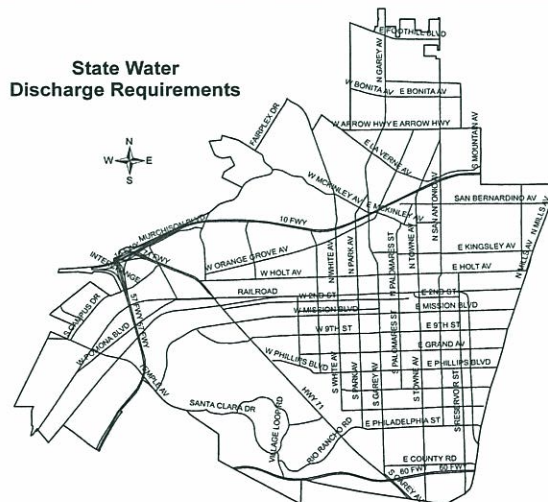
| Cost by Project Categorization | Cost | Funding Summary | Impact on Future Operating Costs |
|---|------------------|--|---|
| Land Acquisition / Right of Way | | Total Proj Cost \$ <u>5,165,960</u> | Increase <input checked="" type="checkbox"/> Annual Amt \$ <u>200,000</u> |
| Engineering / Architecture | <u>1,649,010</u> | Total Funded \$ <u>5,165,960</u> | Decrease <input type="checkbox"/> Annual Amt \$ _____ |
| Internal Costs (staff & operational expenses) | <u>150,000</u> | Total Unfunded \$ <u>-</u> | Minimal <input type="checkbox"/> Chg'd to fund # <u>581</u> |
| Construction | <u>2,927,790</u> | Restricted Funding <input checked="" type="checkbox"/> Yes <input type="checkbox"/> No | |
| Construction Mgmt / Inspection | <u>439,160</u> | | |
| Other - Specify | | | |
| Total | <u>5,165,960</u> | | |

Funding Allocation

| Funding Source(s) | YTD Costs as of 02/28/10 | Remaining Budget | Fiscal 2010/11 | Plan 2011/12 | Plan 2012/13 | Plan 2013/14 | Plan Beyond 2014 |
|-------------------|--------------------------|------------------|----------------|--------------|--------------|--------------|------------------|
| Series "BA" Bonds | 963,289 | 4,202,671 | | | | | |
| | | | | | | | |
| | | | | | | | |
| | | | | | | | |
| Total | 963,289 | 4,202,671 | - | - | - | - | - |

Proposed Unfunded Project Costs

Project Location



CITY OF POMONA
Capital Improvement Program Project Details

Project Title: Study - Sewer Model Update/Expansion

Project Description: In 2005, the City of Pomona retained a consultant to provide a flow model of the City's sewer system. This project will provide for flow studies of the sewer mains in the range of 8 to 30 inches. This project will expand the model improving it's accuracy and reliability.

Project Number:
 586-2565-XXXX-86017

Department / Division
 PW/Sewer

| | | | |
|---|--|---|--|
| Council District: <input type="checkbox"/> - 1 <input type="checkbox"/> - 2 <input type="checkbox"/> - 3 <input type="checkbox"/> - 4 <input type="checkbox"/> - 5 <input type="checkbox"/> - 6 <input checked="" type="checkbox"/> Citywide <input type="checkbox"/> Council Request | Project Status: <input checked="" type="checkbox"/> New <input type="checkbox"/> Pending <input type="checkbox"/> In design <input type="checkbox"/> RFP prepared <input type="checkbox"/> Out to Bid <input type="checkbox"/> Under Construction | Changes from Prior Year: <input type="checkbox"/> No Change <input type="checkbox"/> Project Accelerated <input type="checkbox"/> Project Delayed <input type="checkbox"/> Additional Approp <input type="checkbox"/> Decrease Approp | Project Statistics: Project related to: <input type="checkbox"/> Safety & Health <input type="checkbox"/> Masterplan _____ <input checked="" type="checkbox"/> Council Goal <u>Maint & Improve Infrastructure</u> Origination Yr: FY 10/11 Yr Amended: N/A % Completed: 0% |
|---|--|---|--|

Financial Requirements:

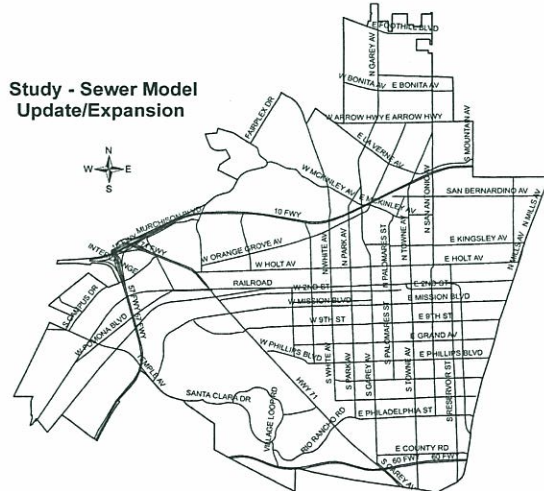
| <i>Cost by Project Categorization</i> | <i>Cost</i> | <i>Funding Summary</i> | <i>Impact on Future Operating Costs</i> |
|---|---------------|--|---|
| Land Acquisition / Right of Way | | Total Proj Cost \$ 75,000 | Increase <input type="checkbox"/> Annual Amt \$ _____ |
| Engineering / Architecture | 75,000 | Total Funded \$ 75,000 | Decrease <input type="checkbox"/> Annual Amt \$ _____ |
| Internal Costs (staff & operational expenses) | | Total Unfunded \$ - | Minimal <input checked="" type="checkbox"/> Chg'd to fund # 581 |
| Construction | | Restricted Funding <input checked="" type="checkbox"/> Yes <input type="checkbox"/> No | |
| Construction Mgmt / Inspection | | | |
| Other - Specify | | | |
| Total | 75,000 | | |

Funding Allocation

| Funding Source(s) | YTD Costs as of 02/28/10 | Remaining Budget | Fiscal 2010/11 | Plan 2011/12 | Plan 2012/13 | Plan 2013/14 | Plan Beyond 2014 |
|-------------------|--------------------------|------------------|----------------|--------------|--------------|--------------|------------------|
| Series "BA" Bonds | | | 75,000 | | | | |
| | | | | | | | |
| | | | | | | | |
| | | | | | | | |
| Total | - | - | 75,000 | - | - | - | - |

| | | | | | | | |
|-------------------------------|--|--|--|--|--|--|--|
| Proposed | | | | | | | |
| Unfunded Project Costs | | | | | | | |


Project Location






THIS PAGE INTENTIONALLY LEFT BLANK







Partially Funded Projects



CITY OF POMONA
Capital Improvement Program Project Details

Project Title: Flush/Lampholes Tanks Replacement - Citywide

Project Description: Replace 32 lamp holes flush tanks with standard sewer manholes at various locations throughout the City.

Project Number:
 586-2565-XXXX-86014

Department / Division
 PW/Sewer

| | | | |
|---|--|--|---|
| Council District: <input type="checkbox"/> - 1 <input type="checkbox"/> - 2 <input type="checkbox"/> - 3 <input type="checkbox"/> - 4 <input type="checkbox"/> - 5 <input type="checkbox"/> - 6 <input checked="" type="checkbox"/> Citywide <input type="checkbox"/> Council Request | Project Status: <input type="checkbox"/> New <input type="checkbox"/> Pending <input type="checkbox"/> In design <input type="checkbox"/> RFP prepared <input type="checkbox"/> Out to Bid <input checked="" type="checkbox"/> Under Construction | Changes from Prior Year: <input checked="" type="checkbox"/> No Change <input type="checkbox"/> Project Accelerated <input type="checkbox"/> Project Delayed <input type="checkbox"/> Additional Approp <input type="checkbox"/> Decrease Approp | Project Statistics: Project related to: Origination Yr: FY07/08 <input checked="" type="checkbox"/> Safety & Health Yr Amended: FY10/11 <input checked="" type="checkbox"/> Master plan 2005 Sewer % Completed: 2% <input checked="" type="checkbox"/> Council Goal Maint & Improve Infrastructure |
|---|--|--|---|

Financial Requirements:

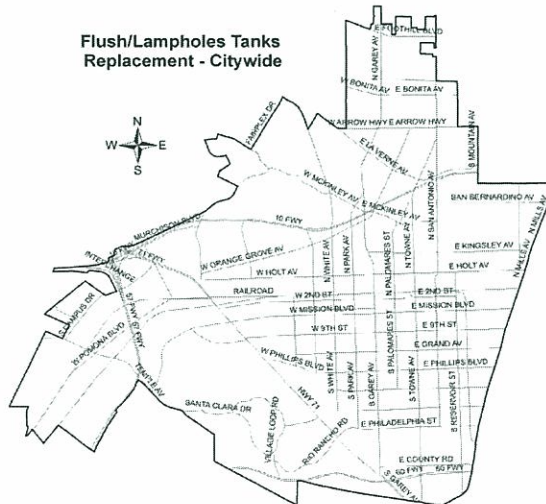
| <i>Cost by Project Categorization</i> | <i>Cost</i> | <i>Funding Summary</i> | <i>Impact on Future Operating Costs</i> |
|---|----------------|--|---|
| Land Acquisition / Right of Way | | Total Proj Cost \$ 419,380 | Increase <input type="checkbox"/> Annual Amt \$ |
| Engineering / Architecture | 23,820 | Total Funded \$ 300,000 | Decrease <input type="checkbox"/> Annual Amt \$ |
| Internal Costs (staff & operational expenses) | 28,560 | Total Unfunded \$ 119,380 | Minimal <input checked="" type="checkbox"/> Chg'd to fund # 581 |
| Construction | 280,000 | Restricted Funding <input checked="" type="checkbox"/> Yes <input type="checkbox"/> No | |
| Construction Mgmt / Inspection | 87,000 | | |
| Other - Specify | | | |
| Total | 419,380 | | |

Funding Allocation

| Funding Source(s) | YTD Costs as of 02/28/10 | Remaining Budget | Fiscal 2010/11 | Plan 2011/12 | Plan 2012/13 | Plan 2013/14 | Plan Beyond 2014 |
|-------------------|--------------------------|------------------|----------------|--------------|--------------|--------------|------------------|
| Series "BA" Bonds | 6,375 | 293,625 | | | | | |
| | | | | | | | |
| | | | | | | | |
| | | | | | | | |
| Total | 6,375 | 293,625 | - | - | - | - | - |

| | |
|--|----------------|
| Proposed Unfunded Project Costs | 119,380 |
|--|----------------|

Project Location



CITY OF POMONA
Capital Improvement Program Project Details

Project Title: Manhole - New Installation - Citywide

Project Description: Install 15 new sewer manholes at various locations throughout the City.

Project Number:
 586-2565-XXXXX-86015

Department / Division
 PW/Sewer

| | | | |
|---|--|--|--|
| Council District: <input type="checkbox"/> - 1 <input type="checkbox"/> - 2 <input type="checkbox"/> - 3 <input type="checkbox"/> - 4 <input type="checkbox"/> - 5 <input type="checkbox"/> - 6 <input checked="" type="checkbox"/> Citywide <input type="checkbox"/> Council Request | Project Status: <input type="checkbox"/> New <input type="checkbox"/> Pending <input type="checkbox"/> In design <input type="checkbox"/> RFP prepared <input type="checkbox"/> Out to Bid <input checked="" type="checkbox"/> Under Construction | Changes from Prior Year: <input checked="" type="checkbox"/> No Change <input type="checkbox"/> Project Accelerated <input type="checkbox"/> Project Delayed <input type="checkbox"/> Additional Approp <input type="checkbox"/> Decrease Approp | Project Statistics: Project related to: Origination Yr: FY07/08 <input checked="" type="checkbox"/> Safety & Health Yr Amended: FY10/11 <input checked="" type="checkbox"/> Master plan <u>2005 Sewer</u> % Completed: 1% <input checked="" type="checkbox"/> Council Goal <u>Maint & Improve Infrastructure</u> |
|---|--|--|--|

Financial Requirements:

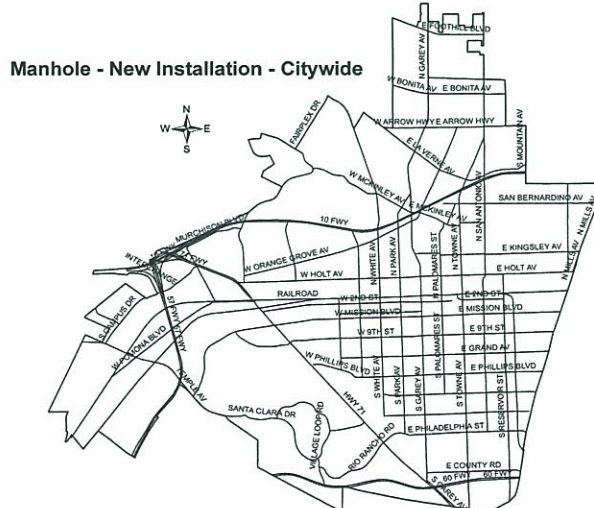
| <i>Cost by Project Categorization</i> | <i>Cost</i> | <i>Funding Summary</i> | <i>Impact on Future Operating Costs</i> |
|---|----------------|--|---|
| Land Acquisition / Right of Way | | Total Proj Cost \$ <u>240,844</u> | Increase <input checked="" type="checkbox"/> Annual Amt \$ <u>2,000</u> |
| Engineering / Architecture | <u>11,116</u> | Total Funded \$ <u>140,000</u> | Decrease <input type="checkbox"/> Annual Amt \$ _____ |
| Internal Costs (staff & operational expenses) | <u>13,328</u> | Total Unfunded \$ <u>100,844</u> | Minimal <input type="checkbox"/> Chg'd to fund # <u>581</u> |
| Construction | <u>180,000</u> | Restricted Funding <input checked="" type="checkbox"/> Yes <input type="checkbox"/> No | |
| Construction Mgmt / Inspection | <u>36,400</u> | | |
| Other - Specify _____ | | | |
| Total | <u>240,844</u> | | |

Funding Allocation

| Funding Source(s) | YTD Costs as of 02/28/10 | Remaining Budget | Fiscal 2010/11 | Plan 2011/12 | Plan 2012/13 | Plan 2013/14 | Plan Beyond 2014 |
|-------------------|--------------------------|------------------|----------------|--------------|--------------|--------------|------------------|
| Series "BA" Bonds | 3,596 | 136,404 | | | | | |
| | | | | | | | |
| | | | | | | | |
| | | | | | | | |
| Total | 3,596 | 136,404 | - | - | - | - | - |

| | |
|--|---------|
| Proposed Unfunded Project Costs | 100,844 |
|--|---------|

Project Location



CITY OF POMONA
Capital Improvement Program Project Details

Project Title: Sewer Conveyance System - Ganesha Hills (Phase III)

Project Description: Replacement / rehabilitation of the sewer system in the Ganesha Hills community. The condition of the existing system was determined by the Ganesha Hills (Phase II) Project.

Project Number:
 584-2565-XXXXX-86016

Department / Division
 PW/Sewer

| | | | |
|---|--|---|--|
| Council District: <input type="checkbox"/> - 1 <input type="checkbox"/> - 2 <input type="checkbox"/> - 3 <input type="checkbox"/> - 4 <input type="checkbox"/> - 5 <input checked="" type="checkbox"/> - 6 <input type="checkbox"/> Citywide <input type="checkbox"/> Council Request | Project Status: <input type="checkbox"/> New <input type="checkbox"/> Pending <input type="checkbox"/> In design <input type="checkbox"/> RFP prepared <input type="checkbox"/> Out to Bid <input checked="" type="checkbox"/> Under Construction | Changes from Prior Year: <input type="checkbox"/> No Change <input type="checkbox"/> Project Accelerated <input type="checkbox"/> Project Delayed <input type="checkbox"/> Additional Approp <input type="checkbox"/> Decrease Approp | Project Statistics: Project related to: <input checked="" type="checkbox"/> Safety & Health <input checked="" type="checkbox"/> Masterplan 2005 Sewer <input checked="" type="checkbox"/> Council Goal Maint & Improve Infrastructure Origination Yr: FY10/11 Yr Amended: FY10/11 % Completed: 0% |
|---|--|---|--|

Financial Requirements:

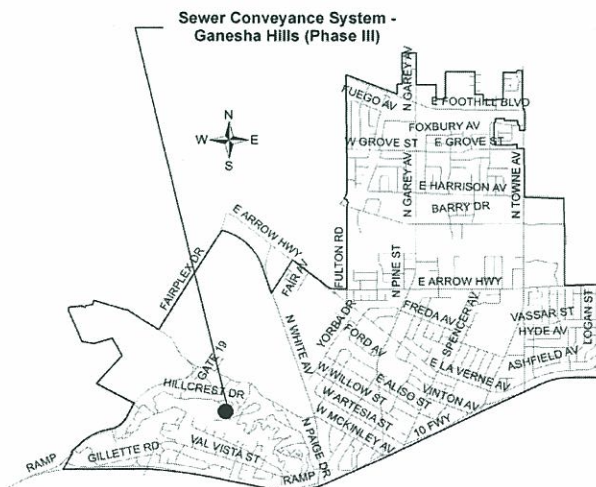
| Cost by Project Categorization | Cost | Funding Summary | Impact on Future Operating Costs |
|---|------------------|--|---|
| Land Acquisition / Right of Way | | Total Proj Cost \$ 3,280,000 | Increase <input type="checkbox"/> Annual Amt \$ _____ |
| Engineering / Architecture | 310,000 | Total Funded \$ 1,105,000 | Decrease <input checked="" type="checkbox"/> Annual Amt \$ 5,000 |
| Internal Costs (staff & operational expenses) | 130,000 | Total Unfunded \$ 2,175,000 | Minimal <input type="checkbox"/> Chg'd to fund # _____ |
| Construction | 2,582,000 | Restricted Funding <input checked="" type="checkbox"/> Yes <input type="checkbox"/> No | |
| Construction Mgmt / Inspection | 258,000 | | |
| Other - Specify | | | |
| Total | 3,280,000 | | |

Funding Allocation

| Funding Source(s) | YTD Costs as of 02/28/10 | Remaining Budget | Fiscal 2010/11 | Plan 2011/12 | Plan 2012/13 | Plan 2013/14 | Plan Beyond 2014 |
|-------------------|--------------------------|------------------|----------------|--------------|--------------|--------------|------------------|
| Series "Q" Bonds | 1,115 | 76,885 | | | | | |
| Series "AF" Bonds | 621 | 689,379 | | | | | |
| Series "AN" Bonds | | 141,175 | | | | | |
| Series "BA" Bonds | | 195,825 | | | | | |
| Total | 1,736 | 1,103,264 | - | - | - | - | - |

| | |
|--|------------------|
| Proposed Unfunded Project Costs | 2,175,000 |
|--|------------------|

Project Location



CITY OF POMONA
Capital Improvement Program Project Details

Project Title: Sewer Force Main Replacement - Ficus Street

Project Description: Replace approximately 3,300 feet of 10-inch diameter sewer force main for Sewer Lift Station No. 4 on Ficus Street and San Antonio Avenue.

Project Number:
 586-2565-XXXX-86011

Department / Division
 PW/Sewer

| | | | |
|---|--|---|--|
| Council District: <input type="checkbox"/> - 1 <input type="checkbox"/> - 2 <input checked="" type="checkbox"/> - 3 <input type="checkbox"/> - 4 <input type="checkbox"/> - 5 <input type="checkbox"/> - 6 <input type="checkbox"/> Citywide <input type="checkbox"/> Council Request | Project Status: <input type="checkbox"/> New <input type="checkbox"/> Pending <input type="checkbox"/> In design <input type="checkbox"/> RFP prepared <input type="checkbox"/> Out to Bid <input checked="" type="checkbox"/> Under Construction | Changes from Prior Year: <input type="checkbox"/> No Change <input type="checkbox"/> Project Accelerated <input type="checkbox"/> Project Delayed <input type="checkbox"/> Additional Approp <input type="checkbox"/> Decrease Approp | Project Statistics: Project related to: <input checked="" type="checkbox"/> Safety & Health <input checked="" type="checkbox"/> Master plan <u>2005 Sewer</u> <input checked="" type="checkbox"/> Council Goal <u>Maint & Improve Infrastructure</u> Origination Yr: FY10/11 Yr Amended: FY10/11 % Completed: 4% |
|---|--|---|--|

Financial Requirements:

| <i>Cost by Project Categorization</i> | <i>Cost</i> | <i>Funding Summary</i> | <i>Impact on Future Operating Costs</i> |
|---|------------------|--|---|
| Land Acquisition / Right of Way | | Total Proj Cost \$ 3,615,195 | Increase <input type="checkbox"/> Annual Amt \$ _____ |
| Engineering / Architecture | 158,695 | Total Funded \$ 2,234,175 | Decrease <input type="checkbox"/> Annual Amt \$ _____ |
| Internal Costs (staff & operational expenses) | 46,500 | Total Unfunded \$ 1,381,020 | Minimal <input checked="" type="checkbox"/> Chg'd to fund # 581 |
| Construction | 3,100,000 | Restricted Funding <input checked="" type="checkbox"/> Yes <input type="checkbox"/> No | |
| Construction Mgmt / Inspection | 310,000 | | |
| Other - Specify | | | |
| Total | 3,615,195 | | |

Funding Allocation

| Funding Source(s) | YTD Costs as of 02/28/10 | Remaining Budget | Fiscal 2010/11 | Plan 2011/12 | Plan 2012/13 | Plan 2013/14 | Plan Beyond 2014 |
|--|--------------------------|------------------|----------------|--------------|--------------|--------------|------------------|
| Series "BA" Bonds | 140,623 | 2,093,552 | | | | | |
| | | | | | | | |
| | | | | | | | |
| | | | | | | | |
| Total | 140,623 | 2,093,552 | - | - | - | - | - |
| Proposed Unfunded Project Costs | | | | | | | 1,381,020 |

Project Location



CITY OF POMONA
Capital Improvement Program Project Details

Project Title: Sewer Pipeline Replacement and/or Rehabilitation - Citywide

Project Description: Sewer lines will be identified for replacement and/or rehabilitation based upon age, condition, and pipe material. The pipeline condition will be determined by camera inspection.

Project Number:
 579-2565-XXXXX-70075

Department / Division
 PW/Sewer

| | | | |
|---|--|--|--|
| Council District: <input type="checkbox"/> - 1 <input type="checkbox"/> - 2 <input type="checkbox"/> - 3 <input type="checkbox"/> - 4 <input type="checkbox"/> - 5 <input type="checkbox"/> - 6 <input checked="" type="checkbox"/> Citywide <input type="checkbox"/> Council Request | Project Status: <input type="checkbox"/> New <input type="checkbox"/> Pending <input type="checkbox"/> In design <input type="checkbox"/> RFP prepared <input type="checkbox"/> Out to Bid <input checked="" type="checkbox"/> Under Construction | Changes from Prior Year: <input checked="" type="checkbox"/> No Change <input type="checkbox"/> Project Accelerated <input type="checkbox"/> Project Delayed <input type="checkbox"/> Additional Approp <input type="checkbox"/> Decrease Approp | Project Statistics: Project related to: Origination Yr: FY05/06 <input checked="" type="checkbox"/> Safety & Health Yr Amended: FY07/08 <input checked="" type="checkbox"/> Masterplan 2005 Sewer % Completed: 6% <input checked="" type="checkbox"/> Council Goal Maint & Improve Infrastructure |
|---|--|--|--|

Financial Requirements:

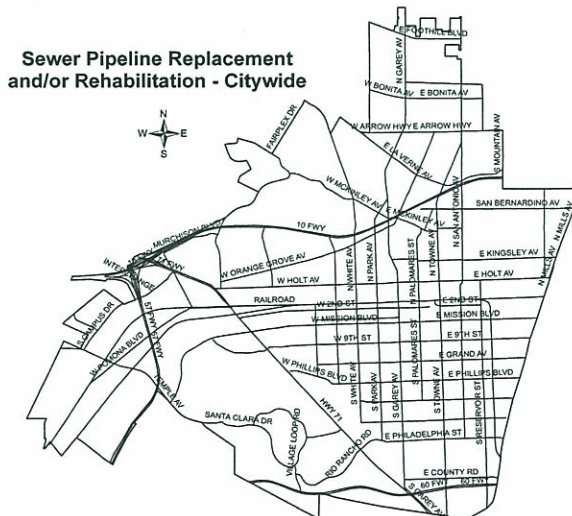
| Cost by Project Categorization | Cost | Funding Summary | Impact on Future Operating Costs |
|---|------------------|--|--|
| Land Acquisition / Right of Way | | Total Proj Cost \$ 2,370,000 | Increase <input type="checkbox"/> Annual Amt \$ _____ |
| Engineering / Architecture | 181,000 | Total Funded \$ 1,886,500 | Decrease <input type="checkbox"/> Annual Amt \$ _____ |
| Internal Costs (staff & operational expenses) | 80,000 | Total Unfunded \$ 483,500 | Minimal <input checked="" type="checkbox"/> Chg'd to fund # 581 |
| Construction | 2,019,000 | Restricted Funding <input checked="" type="checkbox"/> Yes <input type="checkbox"/> No | |
| Construction Mgmt / Inspection | 90,000 | | |
| Other - Specify | | | |
| Total | 2,370,000 | | |

Funding Allocation

| Funding Source(s) | YTD Costs as of 02/28/10 | Remaining Budget | Fiscal 2010/11 | Plan 2011/12 | Plan 2012/13 | Plan 2013/14 | Plan Beyond 2014 |
|-------------------|-----------------------------|---------------------|-------------------|-----------------|-----------------|-----------------|---------------------|
| Series "Q" Bonds | 140,103 | 69,897 | | | | | |
| Sewer Fund | | 185,000 | | | | | |
| Series "AN" Bonds | 9,056 | 1,482,444 | | | | | |
| Total | 149,159 | 1,737,341 | - | - | - | - | - |

| | |
|--|----------------|
| Proposed Unfunded Project Costs | 483,500 |
|--|----------------|

Project Location



CITY OF POMONA
Capital Improvement Program Project Details

Project Title: Sewer Pipeline Replacement - Citywide

Project Description: In 2009, the City of Pomona retained a consultant to provide Closed Circuit Television Inspection and Condition Assessment services of the City's sewer system. This project will provide for the replacements/modifications of the highest priority sewer segments.

Project Number:
586-2565-XXXXX-86018
 Department / Division
PW/Sewer

| | | | |
|---|--|---|--|
| Council District: <input type="checkbox"/> - 1 <input type="checkbox"/> - 2 <input type="checkbox"/> - 3 <input type="checkbox"/> - 4 <input type="checkbox"/> - 5 <input type="checkbox"/> - 6 <input checked="" type="checkbox"/> Citywide <input type="checkbox"/> Council Request | Project Status: <input checked="" type="checkbox"/> New <input type="checkbox"/> Pending <input type="checkbox"/> In design <input type="checkbox"/> RFP prepared <input type="checkbox"/> Out to Bid <input type="checkbox"/> Under Construction | Changes from Prior Year: <input type="checkbox"/> No Change <input type="checkbox"/> Project Accelerated <input type="checkbox"/> Project Delayed <input type="checkbox"/> Additional Approp <input type="checkbox"/> Decrease Approp | Project Statistics: Project related to: <input type="checkbox"/> Safety & Health <input type="checkbox"/> Masterplan <input checked="" type="checkbox"/> Council Goal <u>Maint & Improve Infrastructure</u> Origination Yr: <u>FY10/11</u> Yr Amended: <u>N/A</u> % Completed: <u>0%</u> |
|---|--|---|--|

Financial Requirements:

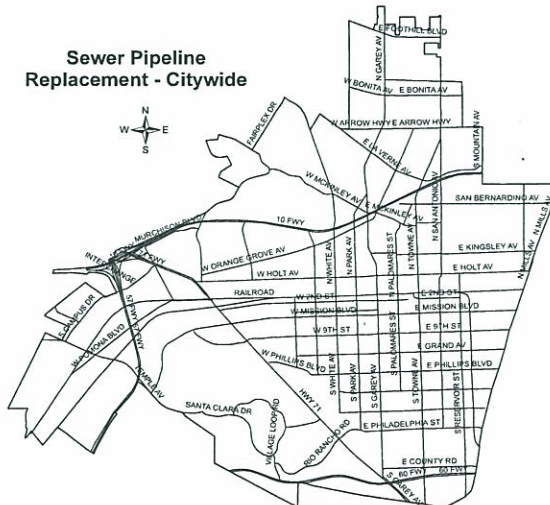
| Cost by Project Categorization | Cost | Funding Summary | Impact on Future Operating Costs |
|---|-------------------|--|--|
| Land Acquisition / Right of Way | | Total Proj Cost \$ <u>12,347,050</u> | Increase <input type="checkbox"/> Annual Amt \$ _____ |
| Engineering / Architecture | <u>1,250,000</u> | Total Funded \$ <u>265,000</u> | Decrease <input type="checkbox"/> Annual Amt \$ _____ |
| Internal Costs (staff & operational expenses) | <u>1,000,000</u> | Total Unfunded \$ <u>12,082,050</u> | Minimal <input checked="" type="checkbox"/> Chg'd to fund # <u>581</u> |
| Construction | <u>10,000,000</u> | Restricted Funding <input checked="" type="checkbox"/> Yes <input type="checkbox"/> No | |
| Construction Mgmt / Inspection | <u>97,050</u> | | |
| Other - Specify | | | |
| Total | <u>12,347,050</u> | | |

Funding Allocation

| Funding Source(s) | YTD Costs as of 02/28/10 | Remaining Budget | Fiscal 2010/11 | Plan 2011/12 | Plan 2012/13 | Plan 2013/14 | Plan Beyond 2014 |
|-------------------|--------------------------|------------------|----------------|--------------|--------------|--------------|------------------|
| Series "BA" Bonds | | | 225,000 | | | | |
| Series "AF" Bonds | | | 40,000 | | | | |
| Total | - | - | 265,000 | - | - | - | - |

| | |
|--|-------------------|
| Proposed Unfunded Project Costs | 12,082,050 |
|--|-------------------|

Project Location



CITY OF POMONA
Capital Improvement Program Project Details

Project Title: Sewer Pipeline Replacement - La Mesa Street

Project Description: Replace approximately 350 feet 8-inch sewer pipe with 12 -inch sewer pipe on La Mesa Street and portion of Fourth Street from Mission Boulevard to Fourth Street. Also included a new manhole installation on Fourth Street at point of connection.

Project Number:
586-2565-XXXXX-86012
 Department / Division
PW/Sewer

| | | | |
|---|--|--|--|
| Council District: <input type="checkbox"/> - 1 <input type="checkbox"/> - 2 <input checked="" type="checkbox"/> - 3 <input type="checkbox"/> - 4 <input type="checkbox"/> - 5 <input type="checkbox"/> - 6 <input type="checkbox"/> Citywide <input type="checkbox"/> Council Request | Project Status: <input type="checkbox"/> New <input type="checkbox"/> Pending <input type="checkbox"/> In design <input type="checkbox"/> RFP prepared <input type="checkbox"/> Out to Bid <input checked="" type="checkbox"/> Under Construction | Changes from Prior Year: <input checked="" type="checkbox"/> No Change <input type="checkbox"/> Project Accelerated <input type="checkbox"/> Project Delayed <input type="checkbox"/> Additional Approp <input type="checkbox"/> Decrease Approp | Project Statistics: Project related to: _____ Origination Yr: FY07/08 <input checked="" type="checkbox"/> Safety & Health Yr Amended: FY10/11 <input checked="" type="checkbox"/> Master plan <u>2005 Sewer</u> % Completed: 2% <input checked="" type="checkbox"/> Council Goal <u>Maint & Improve Infrastructure</u> |
|---|--|--|--|

Financial Requirements:

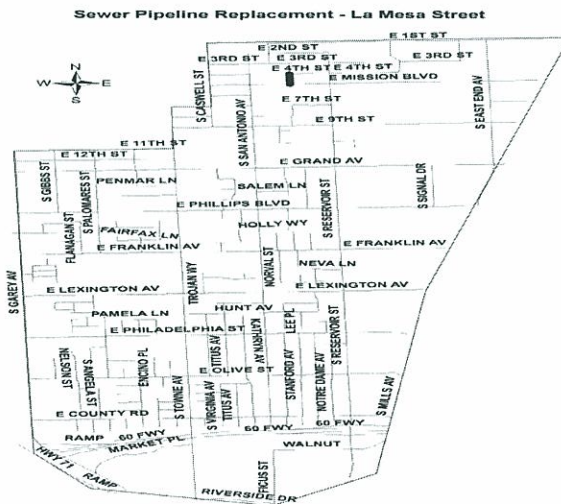
| Cost by Project Categorization | Cost | Funding Summary | Impact on Future Operating Costs |
|---|----------------|--|---|
| Land Acquisition / Right of Way | | Total Proj Cost \$ 198,565 | Increase <input type="checkbox"/> Annual Amt \$ _____ |
| Engineering / Architecture | 55,000 | Total Funded \$ 150,000 | Decrease <input type="checkbox"/> Annual Amt \$ _____ |
| Internal Costs (staff & operational expenses) | 14,280 | Total Unfunded \$ 48,565 | Minimal <input checked="" type="checkbox"/> Chg'd to fund # 581 |
| Construction | 114,285 | Restricted Funding <input checked="" type="checkbox"/> Yes <input type="checkbox"/> No | |
| Construction Mgmt / Inspection | 15,000 | | |
| Other - Specify | | | |
| Total | 198,565 | | |

Funding Allocation

| Funding Source(s) | YTD Costs as of 02/28/10 | Remaining Budget | Fiscal 2010/11 | Plan 2011/12 | Plan 2012/13 | Plan 2013/14 | Plan Beyond 2014 |
|-------------------|-----------------------------|---------------------|-------------------|-----------------|-----------------|-----------------|---------------------|
| Series "BA" Bonds | 4,241 | 145,759 | | | | | |
| | | | | | | | |
| | | | | | | | |
| | | | | | | | |
| Total | 4,241 | 145,759 | - | - | - | - | - |

| | | | | |
|-------------------------------|--|--|--------|--|
| Proposed | | | | |
| Unfunded Project Costs | | | 48,565 | |

Project Location



CITY OF POMONA
Capital Improvement Program Project Details

Project Title: Sewer Trunk Main Replacement - Fairplex Drive

Project Description: This project will replace 1,600 feet of aging 12" Vitrified Clay Pipe (VCP) with 15" VCP sanitary sewer pipe between Holt Ave at Fairplex Dr and Mt. Vernon Ave at Bellevue Ave.

Project Number:
 586-2565-XXXXX-86001
 Department / Division
 PW/Sewer

| | | | |
|---|--|--|--|
| Council District: <input checked="" type="checkbox"/> - 1 <input type="checkbox"/> - 2 <input type="checkbox"/> - 3 <input type="checkbox"/> - 4 <input type="checkbox"/> - 5 <input type="checkbox"/> - 6 <input type="checkbox"/> Citywide <input type="checkbox"/> Council Request | Project Status: <input type="checkbox"/> New <input type="checkbox"/> Pending <input type="checkbox"/> In design <input type="checkbox"/> RFP prepared <input type="checkbox"/> Out to Bid <input checked="" type="checkbox"/> Under Construction | Changes from Prior Year: <input checked="" type="checkbox"/> No Change <input type="checkbox"/> Project Accelerated <input type="checkbox"/> Project Delayed <input type="checkbox"/> Additional Approp <input type="checkbox"/> Decrease Approp | Project Statistics: Project related to: _____ Origination Yr: FY06/07 <input checked="" type="checkbox"/> Safety & Health Yr Amended: FY10/11 <input checked="" type="checkbox"/> Masterplan <u>2005 Sewer</u> % Completed: 4% <input checked="" type="checkbox"/> Council Goal <u>Maint & Improve Infrastructure</u> |
|---|--|--|--|

Financial Requirements:

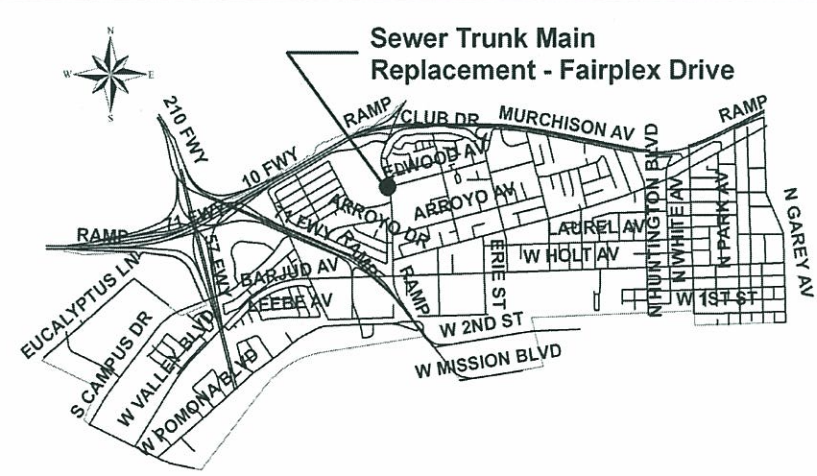
| Cost by Project Categorization | Cost | Funding Summary | Impact on Future Operating Costs |
|---|----------------|--|---|
| Land Acquisition / Right of Way | | Total Proj Cost \$ 670,378 | Increase <input type="checkbox"/> Annual Amt \$ _____ |
| Engineering / Architecture | 89,378 | Total Funded \$ 660,000 | Decrease <input type="checkbox"/> Annual Amt \$ _____ |
| Internal Costs (staff & operational expenses) | 25,000 | Total Unfunded \$ 10,378 | Minimal <input checked="" type="checkbox"/> Chg'd to fund # 581 |
| Construction | 540,000 | Restricted Funding <input checked="" type="checkbox"/> Yes <input type="checkbox"/> No | |
| Construction Mgmt / Inspection | 16,000 | | |
| Other - Specify _____ | | | |
| Total | 670,378 | | |

Funding Allocation

| Funding Source(s) | YTD Costs as of 02/28/10 | Remaining Budget | Fiscal 2010/11 | Plan 2011/12 | Plan 2012/13 | Plan 2013/14 | Plan Beyond 2014 |
|-------------------|--------------------------|------------------|----------------|--------------|--------------|--------------|------------------|
| Series "BA" Bonds | 27,952 | 632,048 | | | | | |
| | | | | | | | |
| | | | | | | | |
| | | | | | | | |
| Total | 27,952 | 632,048 | - | - | - | - | - |

| | | | | | | | |
|-------------------------------|--|--|--|--------|--|--|--|
| Proposed | | | | | | | |
| Unfunded Project Costs | | | | 10,378 | | | |

Project Location



CITY OF POMONA
Capital Improvement Program Project Details

Project Title: Sewer Trunk Main Replacement - Hawthorne Place

Project Description: The 2005 Sewer Master Plan identified the need to replace 1,350 feet of 8" main with new 15" main in Hawthorne Place from Reservoir Street to San Antonio Avenue.

Project Number:
 586-2565-XXXX-86002

Department / Division
 PW/Sewer

| | | | |
|---|--|--|--|
| Council District: <input type="checkbox"/> - 1 <input type="checkbox"/> - 2 <input type="checkbox"/> - 3 <input checked="" type="checkbox"/> - 4 <input type="checkbox"/> - 5 <input type="checkbox"/> - 6 <input type="checkbox"/> Citywide <input type="checkbox"/> Council Request | Project Status: <input type="checkbox"/> New <input type="checkbox"/> Pending <input type="checkbox"/> In design <input type="checkbox"/> RFP prepared <input type="checkbox"/> Out to Bid <input checked="" type="checkbox"/> Under Construction | Changes from Prior Year: <input checked="" type="checkbox"/> No Change <input type="checkbox"/> Project Accelerated <input type="checkbox"/> Project Delayed <input type="checkbox"/> Additional Approp <input type="checkbox"/> Decrease Approp | Project Statistics: Project related to: _____ Origination Yr: FY 07/08 <input checked="" type="checkbox"/> Safety & Health Yr Amended: FY10/11 <input checked="" type="checkbox"/> Masterplan <u>2005 Sewer</u> % Completed: 12% <input checked="" type="checkbox"/> Council Goal <u>Maint & Improve Infrastructure</u> |
|---|--|--|--|

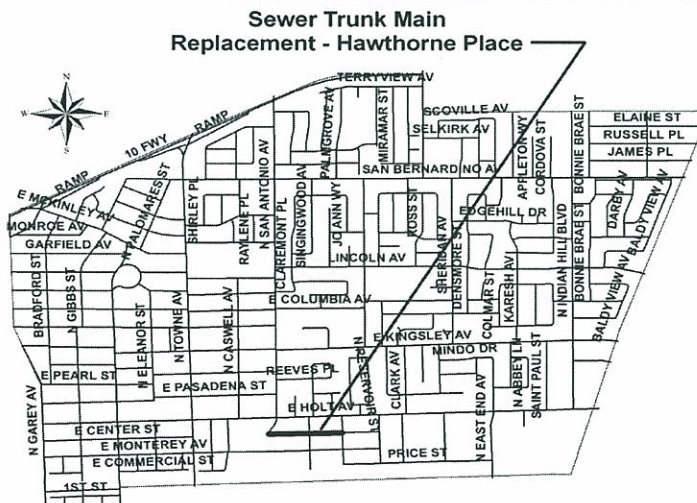
Financial Requirements:

| Cost by Project Categorization | Cost | Funding Summary | Impact on Future Operating Costs |
|---|----------------|--|---|
| Land Acquisition / Right of Way | | Total Proj Cost \$ 651,583 | Increase <input type="checkbox"/> Annual Amt \$ _____ |
| Engineering / Architecture | 47,048 | Total Funded \$ 455,018 | Decrease <input type="checkbox"/> Annual Amt \$ _____ |
| Internal Costs (staff & operational expenses) | 43,335 | Total Unfunded \$ 196,565 | Minimal <input checked="" type="checkbox"/> Chg'd to fund # 581 |
| Construction | 510,200 | Restricted Funding <input checked="" type="checkbox"/> Yes <input type="checkbox"/> No | |
| Construction Mgmt / Inspection | 51,000 | | |
| Other - Specify | | | |
| Total | 651,583 | | |

Funding Allocation

| Funding Source(s) | YTD Costs as of 02/28/10 | Remaining Budget | Fiscal 2010/11 | Plan 2011/12 | Plan 2012/13 | Plan 2013/14 | Plan Beyond 2014 |
|--|--------------------------|------------------|----------------|--------------|--------------|--------------|------------------|
| Series "BA" Bonds | 79,477 | 375,541 | | | | | |
| | | | | | | | |
| | | | | | | | |
| | | | | | | | |
| Total | 79,477 | 375,541 | - | - | - | - | - |
| Proposed Unfunded Project Costs | | | | | | | 196,565 |

Project Location



CITY OF POMONA
Capital Improvement Program Project Details

Project Title: Sewer Trunk Main Replacement - Thompson Creek (Phase III)

Project Description: Installation of 8-inch Vitrified Clay Pipe in the Thompson Creek Channel right-of-way easement at Drake Street. 800 feet has been completed and in place, north towards Foothill Boulevard. Approval is required from Los Angeles County Flood District for removal of flood control concrete barrier for continuation of 300-feet to Foothill Boulevard, then 350-feet with future connections to the adjacent commercial properties.

Project Number:
579-2565-XXXXX-70068

Department / Division
PW/Sewer

| | | | |
|---|--|--|--|
| Council District: <input type="checkbox"/> - 1 <input type="checkbox"/> - 2 <input type="checkbox"/> - 3 <input type="checkbox"/> - 4 <input type="checkbox"/> - 5 <input checked="" type="checkbox"/> - 6 <input type="checkbox"/> Citywide <input type="checkbox"/> Council Request | Project Status: <input type="checkbox"/> New <input type="checkbox"/> Pending <input type="checkbox"/> In design <input type="checkbox"/> RFP prepared <input type="checkbox"/> Out to Bid <input checked="" type="checkbox"/> Under Construction | Changes from Prior Year: <input checked="" type="checkbox"/> No Change <input type="checkbox"/> Project Accelerated <input type="checkbox"/> Project Delayed <input type="checkbox"/> Additional Approp <input type="checkbox"/> Decrease Approp | Project Statistics: Project related to: Origination Yr: FY99/00 <input type="checkbox"/> Safety & Health Yr Amended: FY10/11 <input checked="" type="checkbox"/> Masterplan <u>2005 Sewer</u> % Completed: 40% <input checked="" type="checkbox"/> Council Goal <u>Maint & Improve Infrastructure</u> |
|---|--|--|--|

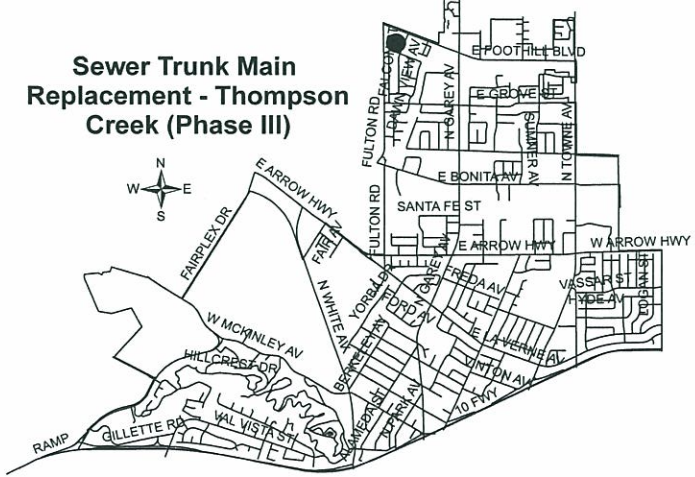
Financial Requirements:

| <i>Cost by Project Categorization</i> | <i>Cost</i> | <i>Funding Summary</i> | <i>Impact on Future Operating Costs</i> |
|---|-----------------------|--|---|
| Land Acquisition / Right of Way | | Total Proj Cost \$ <u>614,793</u> | Increase <input type="checkbox"/> Annual Amt \$ _____ |
| Engineering / Architecture | <u>29,793</u> | Total Funded \$ <u>582,000</u> | Decrease <input checked="" type="checkbox"/> Annual Amt \$ <u>500</u> |
| Internal Costs (staff & operational expenses) | <u>18,000</u> | Total Unfunded \$ <u>32,793</u> | Minimal <input type="checkbox"/> Chg'd to fund # _____ |
| Construction | <u>527,000</u> | Restricted Funding <input checked="" type="checkbox"/> Yes <input type="checkbox"/> No | |
| Construction Mgmt / Inspection | <u>40,000</u> | | |
| Other - Specify _____ | | | |
| Total | <u>614,793</u> | | |

Funding Allocation

| Funding Source(s) | YTD Costs as of 02/28/10 | Remaining Budget | Fiscal 2010/11 | Plan 2011/12 | Plan 2012/13 | Plan 2013/14 | Plan Beyond 2014 |
|--|-----------------------------|---------------------|-------------------|-----------------|-----------------|-----------------|---------------------|
| Series "Q" Bonds | 71,387 | 30,613 | | | | | |
| Sewer Fund | 172,580 | 27,420 | | | | | |
| Series "BA" Bonds | | 280,000 | | | | | |
| Total | 243,967 | 338,033 | - | - | - | - | - |
| Proposed Unfunded Project Costs | | | | | | | 32,793 |


Project Location






THIS PAGE INTENTIONALLY LEFT BLANK







Unfunded Projects





No Projects
In This Section



