

Traffic Projects



Five Year Capital Improvement Program

	Page #	Expended as of 2/29/16	Remaining Budget	Adopted 2016/17
Traffic				
~ Funded Projects ~				
Cooperative Agreement - Traffic Signal (Foothill Blvd and Sumner Ave)	1	2,818	247,182	12,062
Streetlights - Citywide (CDBG) (Phase I and II)	2	738,640	68	-
Streetlights - Citywide LED Replacement	3	2,246	1,194,921	-
Traffic Calming - Phillips Blvd, La Verne Ave, Hamilton Blvd, Lexington Ave	4	1,085,309	14,691	-
Traffic Modification - Lexington Avenue (Garey Ave to White Ave)	5	724,014	30,986	-
Traffic Operations - Communication Upgrade	6	235,537	904,463	-
Traffic Signal Improvements - Towne Avenue and Philadelphia Street	7	8,356	34,644	-
Traffic Signal Improvements - Towne Avenue and Riverside Drive	8	-	-	150,500
Traffic Signal - Village Loop Road and Santa Clara Drive	9	17,815	189,185	150,000
Transit Improvement Program - Citywide (Phase I, II and III)	10	615,100	334,180	-
	Subtotals:	3,429,835	2,950,320	312,562
~ Partially Funded Projects ~				
Bike Path - San Jose Creek	11	-	60,000	-
Traffic Signal Improvements - Battery Backup System	12	-	-	200,000
Traffic Signal Modifications - Garey Ave (McKinley Ave/10 WB-On Ramps)	13	246	29,754	-
Traffic Signal System Improvements - Citywide	14	44,338	33,761	-
	Subtotals:	44,584	123,515	200,000
~ Unfunded Projects ~				
Streetlights - Citywide (CDBG) (FY 14-15 to FY 16-17)	-	-	-	-
Traffic Signal Improvements - Conduit Replacements	-	-	-	-
Traffic Signal Improvements - Garey Ave and Philadelphia St/Rio Rancho Rd	-	-	-	-
Traffic Signal Improvements - Towne Ave and Philadelphia St - Constr	-	-	-	-
	Subtotals:	-	-	-
Traffic Category Totals:		3,474,419	3,073,835	512,562

Five Year Capital Improvement Program

Plan 2017/18	Plan 2018/19	Plan 2019/20	Plan Beyond 2020	Total Project Cost	Impact to Future Operating	Project Number
-	-	-	-	262,062	Minimal	68546
-	-	-	-	738,708	Minimal	64647
-	-	-	-	1,197,167	(138,275)	71037
-	-	-	-	1,100,000	Minimal	67905
-	-	-	-	755,000	Minimal	58069
-	-	-	-	1,140,000	Minimal	58382
-	-	-	-	43,000	Minimal	68549
-	-	-	-	150,500	Minimal	68553
-	-	-	-	357,000	1,200	50405
-	-	-	-	949,280	Minimal	68545
-	-	-	-	6,692,717		
-	5,400,000	-	-	5,460,000	Minimal	58072
-	-	-	682,000	882,000	Minimal	68554
245,000	-	-	-	275,000	Minimal	68550
-	-	-	3,921,901	4,000,000	Minimal	76025
245,000	5,400,000	-	4,603,901	10,617,000		
1,000,000	500,000	405,000	-	1,905,000	Minimal	64777
-	-	-	3,114,000	3,114,000	Minimal	Unassigned
217,500	-	-	-	217,500	Minimal	Unassigned
-	-	-	280,000	280,000	Minimal	Unassigned
1,217,500	500,000	405,000	3,394,000	5,516,500		
1,462,500	5,900,000	405,000	7,997,901	22,826,217		



THIS PAGE INTENTIONALLY LEFT BLANK



Funded Projects



Capital Improvement Program Project Details

Project Title: **Cooperative Agreement - Traffic Signal (Foothill Blvd and Sumner Ave)**

Project Description: Caltrans completed a traffic investigation at the intersection of Foothill Boulevard and Sumner Avenue. The investigation found that a traffic signal is warranted and will improve the intersection operation. The cost estimate for the project is approximately \$700,000. Since this intersection has three legs and only Sumner Avenue is the City's responsibility, the City cost share will be one-third of the construction cost (\$250,000).

Project Number: 217-2590-XXXXX-68546
Department / Division PW/Engineering
Project Manager Ron Chan

Council District: -1 -2 -3 -4 -5 -6 Citywide Outside City limits

Project Statistics: Origination Yr: 2007-08 Yr Amended: 2016-17 Changes from Prior Year: No Yes

Financial Requirements:

Funding Summary Total Proj Cost \$ **262,062** Total Funded \$ **262,062** Total Unfunded \$ **0**

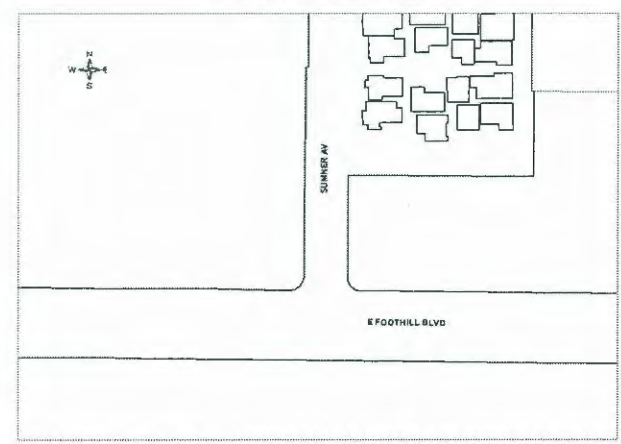
Impact on Future Operating Costs Minimal Increase Decrease Annual Amt \$ - Incr/Decr Charged to Fund # 208

Funding Allocation

Funding Source(s)	Restr Fund	YTD Costs as of 2/29/16	Remaining Budget	Fiscal 2016-17	Plan 2017-18	Plan 2018-19	Plan 2019-20	Plan Beyond 2020
Prop C Fund	N	2,818	247,182	12,062				
Total		2,818	247,182	12,062	-	-	-	-

Pending Unfunded

Before Construction



After Construction



Cooperative Agreement - Traffic Signal (Foothill Blvd and Sumner Ave)

Capital Improvement Program Project Details

Project Title: **Streetlights - Citywide (CDBG)(Phase I and II)**

Project Description: This project will provide for the installation of streetlights in CDBG-eligible areas citywide on a priority basis. District 1: 23; District 2: 21; District 4: 12; District 6: 27.
Phase I - 55 streetlights completed.
Phase II - three (3) streetlights on McKinley Avenue - east of Orange Grove Avenue.

(Description changed FY13-14)

Project Number: 213-2590-XXXXX-64647
Department / Division PW/Engineering
Project Manager Laura Lara

Council District: - 1 - 2 - 3 - 4 - 5 - 6 Citywide Outside City limits

Project Statistics: Origination Yr: 2010-11 Yr Amended: 2015-16 Changes from Prior Year: No Yes

Financial Requirements:

Funding Summary Total Proj Cost \$ **738,708** Total Funded \$ **738,708** Total Unfunded \$ **0**

Impact on Future Operating Costs Minimal Increase Decrease Annual Amt \$ - Incr/Decr Charged to Fund # 208

Funding Allocation

Funding Source(s)	Restr Fund	YTD Costs as of 2/29/16	Remaining Budget	Fiscal 2016-17	Plan 2017-18	Plan 2018-19	Plan 2019-20	Plan Beyond 2020
CDBG (111-64647)	Y	274,332	-					
CDBG (112-64647)	Y	217,472	-					
CDBG (114-64647)	Y	55,000	-					
CDBG (117-64647)	Y	149,457	68					
District 4 Carry Over	N	18,000	-					
Series "AG" Bonds	N	23,844	-					
Series "AN" Bonds	N	535	-					
Total		738,640	68	-	-	-	-	-

Pending Unfunded

Before Construction



After Construction



N/E Corner Third St and Huntington St

Capital Improvement Program Project Details

Project Title: **Streetlights - Citywide LED Replacement**

Project Description: The City of Pomona owns and operates over 7,500 cobrahead streetlights. This project identifies energy conservation opportunities through the replacement of 2,665 of those City-owned streetlights with light-emitting diode (LED) fixtures.

Project Number: 428-2590-XXXXX-71037
Department / Division PW/Engineering
Project Manager Ron Chan

Council District: -1 -2 -3 -4 -5 -6 Citywide Outside City limits

Project Statistics: Origination Yr: 2014-15 Yr Amended: N/A Changes from Prior Year: No Yes

Financial Requirements:

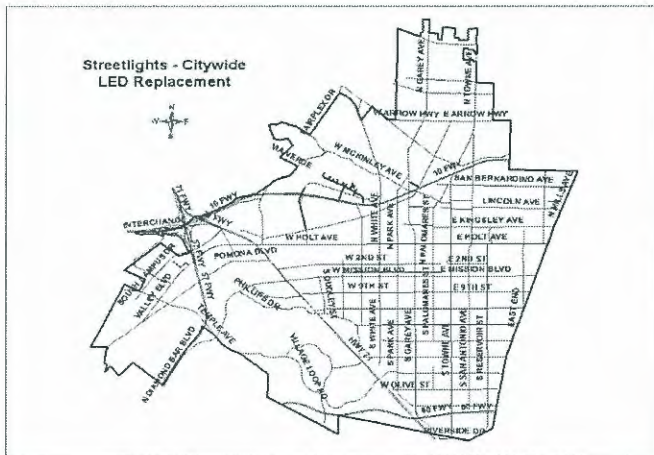
Funding Summary Total Proj Cost \$ **1,197,167** Total Funded \$ **1,197,167** Total Unfunded \$ **0**

Impact on Future Operating Costs Minimal Increase Decrease Annual Amt \$ (138,275) Incr/Decr Charged to Fund # 208

Funding Allocation

Funding Source(s)	Restr Fund	YTD Costs as of 2/29/16	Remaining Budget	Fiscal 2016-17	Plan 2017-18	Plan 2018-19	Plan 2019-20	Plan Beyond 2020
Gas Tax Fund	N	2,246	32,002					
So. Cal Edison Incentives	Y	-	152,078					
So. Cal Edison On-Bill Financing	Y	-	1,010,841					
Total		2,246	1,194,921	-	-	-	-	-
Pending								
Unfunded								

Project Area



Capital Improvement Program Project Details

Project Title: **Traffic Calming - Phillips Boulevard, La Verne Avenue, Hamilton Boulevard and Lexington Avenue**

Project Description: The Phillips Boulevard, La Verne Avenue, Hamilton Boulevard and Lexington Avenue project will affect Alcott, Yorba and Lexington Elementary Schools, and will include traffic calming measures consisting of re-striping, new sidewalk to fill-in missing gaps, traffic signal modifications, flashing warning lights, enhanced crosswalks, radar speed feedback signs, and other safety enhancement measures.

Project Number: 208-2594-xxxxx-67905
Department / Division PW/Engineering
Project Manager Ron Chan

Council District: -1 -2 -3 -4 -5 -6 Citywide Outside City limits

Project Statistics: Origination Yr: 2011-12 Yr Amended: 2013-14 Changes from Prior Year: No Yes

Financial Requirements:

Funding Summary Total Proj Cost \$ **1,100,000** Total Funded \$ **1,100,000** Total Unfunded \$ **0**

Impact on Future Operating Costs Minimal Increase Decrease Annual Amt \$ - Incr/Decr Charged to Fund # 208

Funding Allocation

Funding Source(s)	Restr Fund	YTD Costs as of 2/29/16	Remaining Budget	Fiscal 2016-17	Plan 2017-18	Plan 2018-19	Plan 2019-20	Plan Beyond 2020
Gas Tax Fund	N	185,309	14,691					
HSIP Federal Grant	Y	900,000	-					
Total		1,085,309	14,691	-	-	-	-	-

Pending Unfunded

Project Picture



Flashing Warning Lights with Radar Feedback Signs

Project Location



New Traffic Signal (Phillips Boulevard & Packard Drive)

Capital Improvement Program Project Details

Project Title: **Traffic Modification - Lexington Avenue (Garey Ave to White Ave)**

Project Description: As part of the SR2S grant application, Public Works staff was able to secure the necessary funds to improve pedestrian crossings. The proposed project will consist of installing a new mid-block school pedestrian traffic signal on Lexington Avenue, improving existing traffic signals at Garey Avenue and Lexington Avenue, as well as radar feedback speed limit signs and restriping.

(Description changed FY 13-14)

Project Number: 272-2590-XXXXX-58069
Department / Division PW/Trans & Dev
Project Manager Ron Chan

Council District: - 1 - 2 - 3 - 4 - 5 - 6 Citywide Outside City limits

Project Statistics: Origination Yr: 2012-13 Yr Amended: 2013-14 Changes from Prior Year: No Yes

Financial Requirements:

Funding Summary Total Proj Cost \$ **755,000** Total Funded \$ **755,000** Total Unfunded \$ **0**

Impact on Future Operating Costs Minimal Increase Decrease Annual Amt \$ - Incr/Decr Charged to Fund # 208

Funding Allocation

Funding Source(s)	Restr Fund	YTD Costs as of 2/29/16	Remaining Budget	Fiscal 2016-17	Plan 2017-18	Plan 2018-19	Plan 2019-20	Plan Beyond 2020
Measure R Fund	N	74,014	30,986					
SB821 (TDA) Fund	N	85,000	-					
SCAQMD Subvention Fund (AB 2766)	N	115,000	-					
SR2S Grant Fund	Y	450,000	-					
Total		724,014	30,986	-	-	-	-	-

Pending
Unfunded

Project Location



Crosswalk Enhancement
(Lexington Avenue and Howsler Place)

Project Location



Mid-Block Pedestrian Traffic Signal
(Lexington Avenue)

Capital Improvement Program Project Details

Project Title: **Traffic Operations - Communication Upgrade**

Project Description: This project will provide a fiber link from the Traffic Operations Center (TOC) to the City Yard/Signal Maintenance for a workstation to monitor traffic signals citywide and various communication modems for direct signal connection and improvements to the rooms used to house equipment at the regional transit center. Phase I (Temple Avenue coordination) completed. Phase II (identify and repair existing fiber link) is ongoing. Phase III (Garey Avenue signal timing coordination, bicycle detection, wiring and conduit upgrade, and controller upgrades from Mission Boulevard to County Road).

(Description changed FY 16-17)

Project Number: 245-2590-XXXXX-58382
Department / Division PW/Trans & Dev
Project Manager Ron Chan

Council District: -1 -2 -3 -4 -5 -6 Citywide Outside City limits

Project Statistics: Origination Yr: 2008-09 Yr Amended: 2016-17 Changes from Prior Year: No Yes

Financial Requirements:

Funding Summary Total Proj Cost \$ **1,140,000** Total Funded \$ **1,140,000** Total Unfunded \$ **0**

Impact on Future Operating Costs Minimal Increase Decrease Annual Amt \$ _____ - Incr/Decr Charged to Fund # 208

Funding Allocation

Funding Source(s)	Restr Fund	YTD Costs as of 2/29/16	Remaining Budget	Fiscal 2016-17	Plan 2017-18	Plan 2018-19	Plan 2019-20	Plan Beyond 2020
SCAQMD Subvention Fund (AB 2766)	N	235,537	464,463					
SCAQMD Local Match 2015 MSRC Grant	Y	-	440,000					
Total		235,537	904,463	-	-	-	-	-

Pending								
Unfunded								

Project Locations



Capital Improvement Program Project Details

Project Title: **Traffic Signal Improvements - Towne Avenue and Philadelphia Street**

Project Description: This project consists of preparing engineering design plans for the installation of left-turn phasing for all directions, including the rewiring of the intersection with new conductor cables, controller, service cabinet, a video detection system and pedestrian countdown display. This project is to prepare the plans, specifications and estimates that will result in a shovel-ready project.

(Description changed FY 14-15)

Project Number: 428-2590-XXXXX-68549
Department / Division PW/Trans & Dev
Project Manager Ron Chan

Council District: -1 -2 -3 -4 -5 -6 Citywide Outside City limits

Project Statistics: Origination Yr: 2013-14 Yr Amended: 2014-15 Changes from Prior Year: No Yes

Financial Requirements:

Funding Summary Total Proj Cost \$ **43,000** Total Funded \$ **43,000** Total Unfunded \$ **0**

Impact on Future Operating Costs Minimal Increase Decrease Annual Amt \$ - Incr/Decr Charged to Fund # 208

Funding Allocation

Funding Source(s)	Restr Fund	YTD Costs as of 2/29/16	Remaining Budget	Fiscal 2016-17	Plan 2017-18	Plan 2018-19	Plan 2019-20	Plan Beyond 2020
Prop C Fund	N	8,356	34,644					
Total		8,356	34,644	-	-	-	-	-

Pending
Unfunded

Project Location



Traffic Signal Improvements - Towne Avenue and Philadelphia Street

Project Area



Traffic Signal Improvements - Towne Avenue and Philadelphia Street

Capital Improvement Program Project Details

Project Title: **Traffic Signal Improvements - Towne Avenue and Riverside Drive**

Project Description: This project consists of installing left-turn phasing for eastbound direction, restriping, a video detection system and pedestrian countdown display. This will be a joint effort with San Bernardino County as a portion of Riverside Drive is in their jurisdiction.

Project Number: 428-2590-xxxxx-68553
Department / Division PW/Engineering
Project Manager Ron Chan

Council District: -1 -2 -3 -4 -5 -6 Citywide Outside City limits

Project Statistics: Origination Yr: 2016-17 Yr Amended: N/A Changes from Prior Year: No Yes

Financial Requirements:

Funding Summary Total Proj Cost \$ **150,500** Total Funded \$ **150,500** Total Unfunded \$ **0**


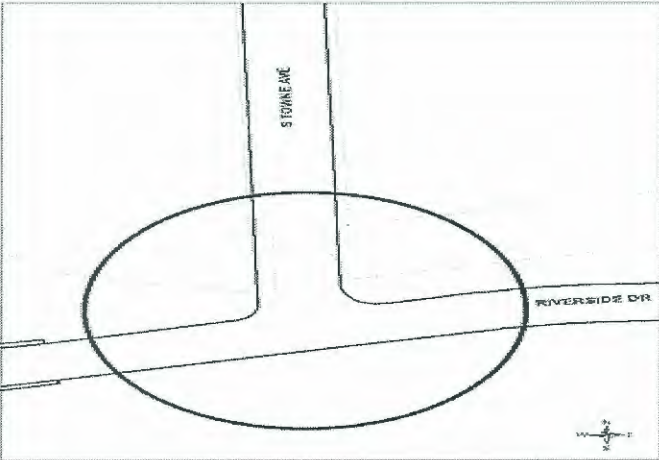
Impact on Future Operating Costs Minimal Increase Decrease Annual Amt \$ - Incr/Decr Charged to Fund # 216

Funding Allocation

Funding Source(s)	Restr Fund	YTD Costs as of 2/29/16	Remaining Budget	Fiscal 2016-17	Plan 2017-18	Plan 2018-19	Plan 2019-20	Plan Beyond 2020
Prop C Fund	N	-	-	150,500				
Total		-	-	150,500	-	-	-	-

Pending Unfunded

Project Location



Capital Improvement Program Project Details

Project Title: **Traffic Signal - Village Loop Road and Santa Clara Drive**

Project Description: This project will construct a new traffic signal at the intersection of Village Loop Road and Santa Clara Drive. Signal warrant analysis indicates location should have a traffic signal.

Project Number: 419-2590-XXXXX-50405
Department / Division PW/Trans & Dev
Project Manager Ron Chan

Council District: -1 -2 -3 -4 -5 -6 Citywide Outside City limits

Project Statistics: Origination Yr: 2003-04 Yr Amended: 2016-17 Changes from Prior Year: No Yes

Financial Requirements:

Funding Summary Total Proj Cost \$ **357,000** Total Funded \$ **357,000** Total Unfunded \$ **0**

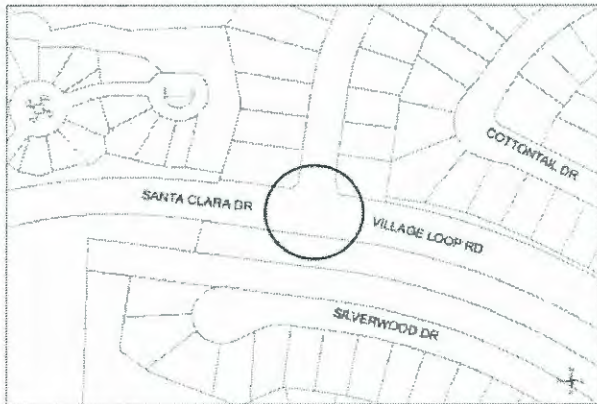
Impact on Future Operating Costs Minimal Increase Decrease Annual Amt \$ 1,200 Incr/Decr Charged to Fund # 208

Funding Allocation

Funding Source(s)	Restr Fund	YTD Costs as of 2/29/16	Remaining Budget	Fiscal 2016-17	Plan 2017-18	Plan 2018-19	Plan 2019-20	Plan Beyond 2020
Series "AL/AM" Bonds	Y	17,815	189,185	-				
Measure R Fund	N	-	-	150,000				
Total		17,815	189,185	150,000	-	-	-	-

Pending
Unfunded

Project Location



Traffic Signal - Village Loop Road and Santa Clara Drive

Before Construction



Capital Improvement Program Project Details

Project Title: **Transit Improvement Program - Citywide (Phase I, II and III)**

Project Description: This project will ultimately provide for the installation of bus benches, bench pads, bus pads, bus shelters, signs, trash receptacles, sidewalks and related improvements at various locations to meet ADA regulations. The work will include the removal of non-conforming benches and trash receptacles, construction of sidewalk and the installation of new bus benches and trash receptacles (60) at various locations along Foothill Transit Routes 195 & 291. An additional 180 bus benches and trash receptacles will be installed on the remaining Foothill Transit Route #'s: 187, 197, 286, 292, 480, 492, 690, 852, 853, 854 & 855.

Phase I: 28 stops completed. Phase II: 12 stops completed. Phase III: 10 stops

Project Number: 216-2590-XXXXX-68545
Department / Division PW/Trans & Dev
Project Manager Matt Pilarz

Council District: -1 -2 -3 -4 -5 -6 Citywide Outside City limits

Project Statistics: Origination Yr: 2011-12 Yr Amended: 2015-16 Changes from Prior Year: No Yes

Financial Requirements:

Funding Summary Total Proj Cost \$ **949,280** Total Funded \$ **949,280** Total Unfunded \$ **0**

Impact on Future Operating Costs Minimal Increase Decrease Annual Amt \$ - Incr/Decr Charged to Fund # 216

Funding Allocation

Funding Source(s)	Restr Fund	YTD Costs as of 2/29/16	Remaining Budget	Fiscal 2016-17	Plan 2017-18	Plan 2018-19	Plan 2019-20	Plan Beyond 2020
Bus Stop Enhancement Program (BSEP) Grant Fund (I & II)	Y	70,000	-					
Bus Stop Enhancement Program (BSEP) Grant Fund (III)	Y	-	35,000					
Prop A Fund	N	530,820	299,180					
Reimbursement	Y	14,280	-					
Total		615,100	334,180	-	-	-	-	-

Pending


Unfunded

Before Construction



After Construction





THIS PAGE INTENTIONALLY LEFT BLANK



Partially Funded Projects



Capital Improvement Program Project Details

Project Title: ***Bike Path - San Jose Creek***

Project Description: This project is for the development of a bicycle path along the San Jose Creek from a point between the westerly City limits and Temple Avenue to I-10. Current project budget is to support coordination with Los Angeles County and San Gabriel Valley Council of Governments for grants.

Project Number:
428-2590-XXXXX-58072

Department / Division
PW/Engineering

Project Manager
Matt Pilarz

Council District: -1 -2 -3 -4 -5 -6 Citywide Outside City limits

Project Statistics: Origination Yr: 2014-15 Yr Amended: 2015-16 Changes from Prior Year: No Yes

Financial Requirements:

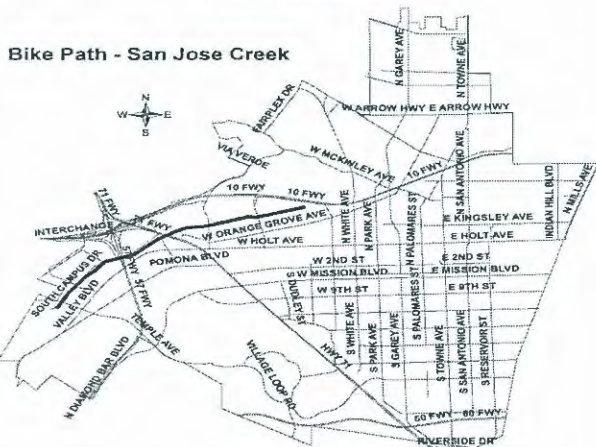
Funding Summary Total Proj Cost \$ **5,460,000** Total Funded \$ **60,000** Total Unfunded \$ **5,400,000**

Impact on Future Operating Costs Minimal Increase Decrease Annual Amt \$ _____ - Incr/Decr Charged to Fund # 272

Funding Allocation

Funding Source(s)	Restr Fund	YTD Costs as of 2/29/16	Remaining Budget	Fiscal 2016-17	Plan 2017-18	Plan 2018-19	Plan 2019-20	Plan Beyond 2020
SB821 (TDA) Fund	N	-	60,000					
Total		-	60,000	-	-	-	-	-
Pending								
Unfunded						5,400,000		

Project Location



Before Construction



Capital Improvement Program Project Details

Project Title: **Traffic Signal Improvements - Battery Backup System**

Project Description: This project consists of installing battery backup system (BBS) to traffic signal controllers. The BBS will provide backup electricity in the event electrical power is interrupted. This is a key component to reduce or prevent blackouts during unexpected power outages.

Project Number:
428-2590-xxxxx-68554

Department / Division
PW/Trans & Dev

Project Manager
Ron Chan

Council District: -1 -2 -3 -4 -5 -6 Citywide Outside City limits

Project Statistics: Origination Yr: 2016-17 Yr Amended: N/A Changes from Prior Year: No Yes

Financial Requirements:

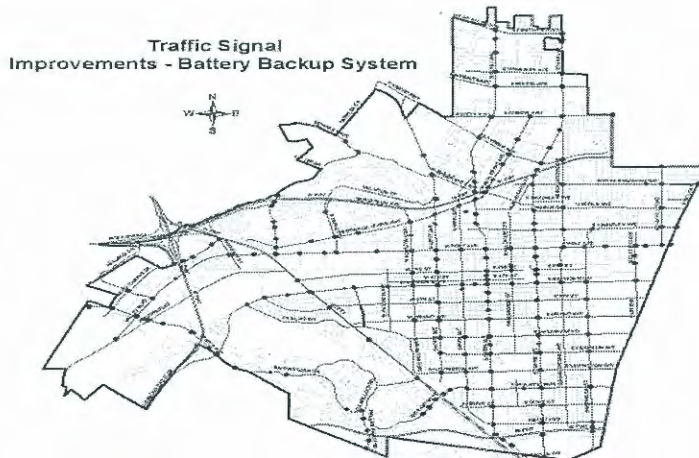
Funding Summary Total Proj Cost \$ **882,000** Total Funded \$ **200,000** Total Unfunded \$ **682,000**

Impact on Future Operating Costs Minimal Increase Decrease Annual Amt \$ _____ - Incr/Decr Charged to Fund # 208

Funding Allocation

Funding Source(s)	Restr Fund	YTD Costs as of 2/29/16	Remaining Budget	Fiscal 2016-17	Plan 2017-18	Plan 2018-19	Plan 2019-20	Plan Beyond 2020
Prop C Fund	N	-	-	200,000				
Total		-	-	200,000	-	-	-	-
Pending Unfunded								682,000

Project Location



Capital Improvement Program Project Details

Project Title: **Traffic Signal Modifications - Garey Avenue (McKinley Ave/10 Freeway WB-On Ramps)**

Project Description: Caltrans completed a traffic investigation on Garey Avenue at the McKinley Avenue/10 Freeway Westbound on ramp. The investigation found that the traffic signal should be upgraded to an east/west split phase operation. Caltrans agreed to design the project utilizing in-house staff. The proposed funding identified below will allow the City to coordinate with Caltrans for design to expedite project completion by funding the construction.

Project Number:
428-2590-XXXXX-68550

Department / Division
PW/Trans & Dev

Project Manager
Ron Chan

Council District: - 1 - 2 - 3 - 4 - 5 - 6 Citywide Outside City limits

Project Statistics: Origination Yr: 2013-14 Yr Amended: 2014-15 Changes from Prior Year: No Yes

Financial Requirements:

Funding Summary Total Proj Cost \$ **275,000** Total Funded \$ **30,000** Total Unfunded \$ **245,000**

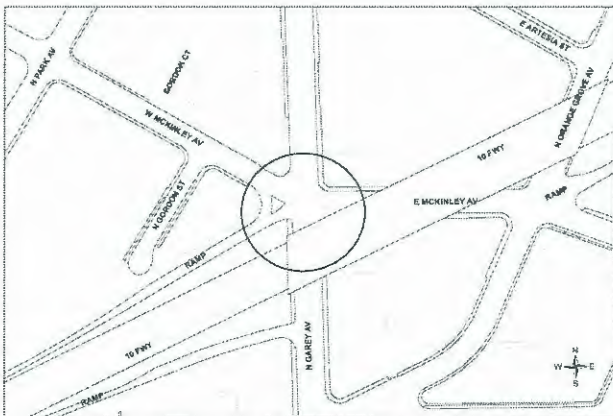
Impact on Future Operating Costs Minimal Increase Decrease Annual Amt \$ - Incr/Decr Charged to Fund # 208

Funding Allocation

Funding Source(s)	Restr Fund	YTD Costs as of 2/29/16	Remaining Budget	Fiscal 2016-17	Plan 2017-18	Plan 2018-19	Plan 2019-20	Plan Beyond 2020
Prop C Fund	N	246	29,754					
Total		246	29,754	-	-	-	-	-


Pending Unfunded					245,000			
-------------------------	--	--	--	--	---------	--	--	--

Project Location



Traffic Signal Modifications - Garey Avenue (McKinley Avenue / I-10 Freeway WB-On Ramps)

Project Area



Traffic Signal Modifications - Garey Avenue (McKinley Avenue / I-10 Freeway WB-On Ramps)

Capital Improvement Program Project Details

Project Title: **Traffic Signal System Improvements - Citywide**

Project Description: This project provides for Citywide improvements to the City's traffic signals including related work at various locations including, but not limited to, Mission Boulevard from West City Limit to East City Limit, Valley Boulevard/Holt Avenue from West City Limit to East City Limit and Garey Avenue from North City Limit to South City Limit.

Project Number:
418-2590-XXXXX-76025

Department / Division
PW/Trans & Dev

Project Manager
Ron Chan

Council District: -1 -2 -3 -4 -5 -6 Citywide Outside City Limits

Project Statistics: Origination Yr: **2011-12** Yr Amended: **2015-16** Changes from Prior Year: No Yes

Financial Requirements:

Funding Summary Total Proj Cost \$ **4,000,000** Total Funded \$ **78,099** Total Unfunded \$ **3,921,901**

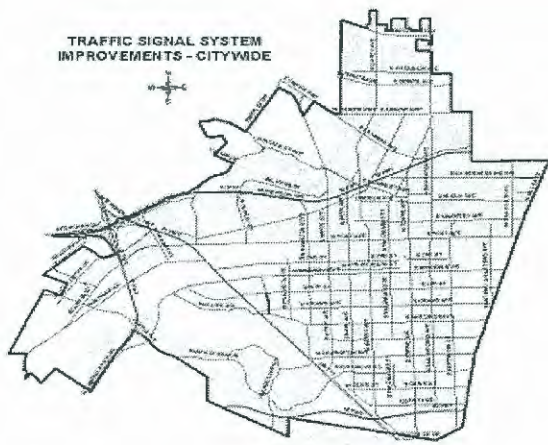
Impact on Future Operating Costs Minimal Increase Decrease Annual Amt \$ **-** Incr/Decr Charged to Fund # **208**

Funding Allocation

Funding Source(s)	Restr Fund	YTD Costs as of 2/29/16	Remaining Budget	Fiscal 2016-17	Plan 2017-18	Plan 2018-19	Plan 2019-20	Plan Beyond 2020
Development Fees (Traffic and Signal)	N	-	15,000					
SCAQMD Subvention Fund (AB 2766)	N	44,338	18,761					
Total		44,338	33,761	-	-	-	-	-

Pending								
Unfunded								3,921,901

Project Locations





THIS PAGE INTENTIONALLY LEFT BLANK



Unfunded Projects



CITY OF POMONA
Capital Improvement Program
Unfunded Traffic Projects

Council Request	Council District	Project Title	Project Description	Estimated Cost	Origination Year
*	Citywide	Streetlights – Citywide (CDBG) (FY 14-15 - FY 16-17)	Installation of streetlights in CDBG eligible areas citywide on a priority basis	1,905,000	FY 14-15
	3	Traffic Signal Improvements – Conduit Replacements	Replacement of corroded and/or undersized underground conduits throughout signalized intersections citywide	3,114,000	FY 16-17
	3	Traffic Signal Improvements – Garey Avenue and Philadelphia Street / Rio Rancho Road	Preparation of engineering design plans for and installation of left turn phasing for east/west directions, rewiring intersection with new conductor cables, new conduits, controller and pedestrian countdown display	217,500	FY 16-17
	3	Traffic Signal Improvements – Towne Avenue and Philadelphia Street - Construction	Construction of left turn phasing for all directions and rewiring of intersection with new conductor cables, controller, service cabinet, a video detection system and pedestrian countdown display	280,000	FY 16-17